



SPTOOLS.COM



➤ CATALOGUE



THE **AUSTRALIAN** TOOL COMPANY TAKING
QUALITY TOOLS TO THE WORLD

QUICK PRODUCT GUIDE

01	STORAGE SOLUTIONS	10	●
02	TOOL KITS	38	●
03	SOCKETS & ACCESSORIES	142	●
04	IMPACT SOCKETS & ACCESSORIES	180	●
05	SPANNERS	202	●
06	SCREWDRIVERS, HEX KEYS & BIT SETS	240	●
07	PLIERS & CUTTERS	258	●
08	STRIKING, CUTTING & FASTENING	270	●
09	SPECIALITY TOOLS	284	●
10	CORDLESS TOOLS	374	●
11	AIR TOOLS	392	●
12	COMPRESSORS	408	●
13	GENERATORS	416	●
14	VACUUM CLEANERS/BLOWERS	424	●
15	PRESSURE WASHERS & ACCESSORIES	426	●
16	NOTES	434	●
17	WARRANTY INFORMATION	435	●



PASSION, QUALITY, INNOVATION

These 3 words describe our brand and our culture. We have designed, manufactured and delivered tools to a global workforce for over 40 years. Our Goal is to make tools that make the job easier and safer.

SP Tools is a professional tool company that produces hand tools and toolboxes that meet and exceed the expectation of tradesman across the globe. With a team of dedicated professionals, we strive to innovate tools and tool storage that keeps pace with an ever changing automotive and industrial landscape.

SP Tools is found in world leading race shops, dealerships, workshops and home garages that require the very best quality tools. With distribution in over 50 countries worldwide you too can own the very best... SP Tools

APPRENTICE PROGRAM

STARTING YOUR CAREER WITH THE RIGHT GEAR

SP Tools has worked closely with several educational institutions for many years to help develop tomorrows technicians skills and equip them with the right tools to help build their future.

We understand how tough it is to get your career started and how hard it is to start it off with the quality tools you actually need and use.

The SP Apprentice Program offers apprentices significant savings and exclusive deals on essential tools that will last you a lifetime.

SUCCESS IS BUILT WITH SP TOOLS

HEAD OVER TO THE SP TOOLS ONLINE APPRENTICE PAGE FOR MORE INFORMATION AND CHECK OUT OUR LATEST OFFERS.

WWW.SPTOOLS.COM

OWN QUALITY TOOLS TODAY & PAY THEM OFF WEEKLY

FROM AS LITTLE AS  PER WEEK



A DESTINATION STORE NEAR YOU

With a vast network of SP Tools dealers and service agents spanning across Australia and the world, you are sure to find the right tool for the job.

Our **SP DESTINATION STORES** carry a vast range of tools in-store and are happy to order anything in for you that they may not have on hand.



You can now purchase your SP Tools products online and then collect them from any SP Destination Store of your choice, within Australia. Simply add your products to your shopping cart as normal, select Click & Collect in the shipping section of your checkout, locate your preferred SP Destination store and Check Out.

Your order will be ready for collection, from your chosen store, within 3-10 Working days.



USE OUR ONLINE STORE FINDER TO LOCATE YOUR NEAREST DEALER

WWW.SPTOOLS.COM

WE CAN HELP FINANCE YOUR NEXT SP TOOLS PURCHASE

SP EASY CREDIT IS A PAYMENT METHOD THAT ALLOWS YOU TO PAY OFF YOUR NEW SP TOOLS AND EQUIPMENT AFTER RECEIVING THEM.

This means you can buy ANY SP Tools products - Tool Kits, Tool Boxes, Hand Tools, Air Tools, Cordless Tools, Compressors, Generators and Pressure Washers - today and pay them off weekly - as long as the combined value is \$1000 or more. Repayments start from as little as \$8 per week!

CHOOSE THE PAYMENT TERM THAT SUITS YOU

USE THE WEEKLY PAYMENT READY RECKONER TO GET AN IDEA OF A LOAN TERM AND REPAYMENT AMOUNT.

- FAST, QUICK & EASY
- NO UNNECESSARY PAPER WORK
- NO ABN REQUIRED

LOAN	1 YEAR	2 YEARS	3 YEARS	4 YEARS
\$1000	\$25	\$13	\$10	\$8
\$1500	\$37	\$20	\$14	\$11
\$2000	\$50	\$26	\$19	\$15
\$4000	\$99	\$52	\$37	\$29
\$6000	\$148	\$78	\$55	\$44
\$8000	\$197	\$104	\$73	\$58
\$10000	\$246	\$130	\$91	\$72



[APPLY AT SPTOOLS.COM](http://SPTOOLS.COM)

Morris Finance Ltd: ABN 70 083 630 139 Australian Credit Licence: 395 249. *Weekly payments for the Tools of the Trade payment plans are based on approximately \$1000 investment financed over 4 years. These payments are an indication only and variables such as loan type, applicant profile and current interest rates are not taken into account. Exact payments will be provided on application. For approved applicants only, terms and conditions apply.

TESTIMONIALS

"The SP Air Tools range provides two vital attributes for the Walkinshaw Andretti United Pit Crew. That is the combination of dynamic performance and unwavering consistency to allow every pit stop to be just a little bit easier under pressure. Thanks SP Tools, for giving us the best race-guns in the pit lane!"

Mat Nilsson
Co Team Principal
Walkinshaw Andretti United

"The new SP Tools cordless line were an integral addition to our team, specifically for the brake and calliper changes at the 2018 Bathurst 1000. Our team were proven as the fastest in the pit lane at the event, enabling us to make an intricate change around steaming hot brakes on both cars; and helping us to 2nd at last year's Great Race. This year we're especially motivated to push up onto the top step – and SP Tools will be right there with us, every lap of the race!"

Bruce Stewart
Co Team Principal
Walkinshaw Andretti United

"We're proud to recognise that SP Tools have been partners with Walkinshaw Andretti United for ten years. Our team especially values the quality finish of the tools, with a premium feel in the hand and a durability second to none. Notably the sleek design, smart organisation and transportability of the SP Tool chests assists our mechanics to work as efficiently and effectively in tight surrounds at every Supercars event."

Anthony McDonald
Crew Chief
Walkinshaw Andretti United

"SP Custom series tool kits are a must for the Husqvarna Enduro Race Team with our technician's who have a kit each in the Team truck at the race events and also back at the workshop. They are the perfect size and include everything that we need for our test sessions and race events without being too big and heavy. As we are on the road often, other tools that have been very useful are the 18V SP cordless tools and LED work lights."

Christian Horwood
Husqvarna Enduro Team Manager

"If you want quality and a huge diverse range of equipment, you can't look past SP Tools. I have been using their products for numerous years now both in the workshop, at the race track or in the shed at home. In our sport, every second counts. Using the SP cordless products opens up our teams capabilities to a whole new level, both during the races and in the pits while servicing the Supercar. I feel very honoured to be able to associate myself with such a professional and Australian proud brand."

Todd Hazelwood
Supercar Driver

"SP Tools is a long-term partner of Karting Australia and we are proud to be associated with such a high quality brand. SP Tools has become synonymous with all levels of the sport of karting in Australia. Our naming rights partner for the SP Tools Australian Kart Championship, the highest competition level of our sport, the driving force behind the SP Tools Club Driver Rankings – our grassroots Club participation program and a great supporter of Junior Sprockets and Bring a Mate – our premier introduction to karting programs. In conjunction with their Supercars sponsorship programs, it highlights their support of motorsport at all levels. At our major events, SP Tools are used by all of our Operational and Technical staff. From impact drivers, cordless drills, spanners and various other speciality tools, they all ensure that our events run smoothly and technical checks can be carried out to the highest of standards. All of the equipment for our Technical staff is carried in a Tech Series Roller Cabinet to guarantee everything arrives to each event in perfect condition."

Kelvin O'Reilly
Chief Executive Officer - Karting Australia.

"SP Tools is an essential part of my life on the farm with heavy duty machinery to traveling the world with my FMX bike. I use every element of the SP Tools range including compressors, roller cabs and torque wrenches."

Jackson Strong
X Game FMX Gold Medallist

"When building performance engines for the toughest conditions, either endurance car racing, drag car, race boats, burnout cars or someone's weekend cruiser, I need the right tools to help complete the job. I need my tools to be as durable as our engines and the only tools we have found to provide us the confidence we can trust is SP Tools. For me to deliver the best we need to use the best. SP Tools is our only choice."

Troy Worsley
Warspeed industries

"The roll cabinet draw layouts and foam organisers work perfectly for Carrera Cup Racing with multiple people accessing the tool box over race weekends. The lock mechanism on the wheels also works great for us in transit moving our equipment around the country."

Todd Gleeson
Wall Racing
Number 1 Mechanic on David wall's Carrera Cup Car #38

"The SPGi2000 is easy enough to use. We simply fuelled it, switched it on and it started with a few pulls of the cord. Subsequent starts were even easier, and we ran a powerboard off the 240V outlet to power laptops and charge batteries each afternoon. The SPGi2000 is relatively compact and weighs 22kg. We strapped it in the canopy-protected back of a ute for the trip, along with a five-litre fuel can which we didn't use throughout the two weeks. We say: Simple and easy to use."

4x4 Australia Magazine

01 STORAGE SOLUTIONS

YOUR TOOLS ARE AN ASSET AND KEEPING THEM IN GOOD CONDITION REQUIRES HIGH QUALITY TOOL STORAGE, SP TOOLS OFFERS YOU A RANGE OF STORAGE SOLUTIONS OF TOP CHESTS, ROLLER CABINETS (BOTH STANDARD AND WIDE BODY), INTERMEDIATE STACKER BOXES, SIDE CABINETS, TOOL/SERVICE TROLLEYS, FIELD SERVICE BOXES, TOOL BAGS, STORAGE CASES AND MUCH MORE.



SUB-CATEGORIES:

TECH SERIES - TOOL BOXES & ROLL CABS	12
SUMO SERIES - TOOL BOXES & ROLL CABS	16
CUSTOM SERIES - TOOL BOXES & ROLL CABS	23
SIDE CABINETS	27
MAGNETIC HOLDERS	27
WORKSHOP BENCHES	28
TOOL/SERVICE/TECHNICIANS TROLLEYS	29
CABINETS	31
WALL MOUNT TOOL CABINETS	31
PARTS ORGANISERS	32
PORTABLE TOOL BOXES	33
TRUCK/UTE BOXES	35
FIELD SERVICE TOOL BOXES	36

745mm



TECH SERIES

DUAL GAS STRUT LID STAYS

SIDE STORAGE COMPARTMENTS
Suitable for aerosol cans

1520mm

PAPER TOWEL HOLDER

DUAL FUNCTION SIDE STORAGE COMPARTMENT OR BIN

480mm

HEAVY DUTY CASTORS
2x Swivel & Lockable

DOG BONE FRAME
Unique frame design offers maximum rigidity

cliklok
Drawer locking system ensures drawers stay closed and secure

HEAVY DUTY FULL EXTENSION DRAWERS

CORNER PROTECTION

SOFT CLOSE DRAWERS

MAX **KG** LOAD
650KG

TECH SERIES

- 25% THICKER STEEL
- DOG BONE FRAME
- FULL DRAWER EXTENSION
- SOFT CLOSE
- DUAL LAYER POWDER COAT
- SECURE LOCK

TECH SERIES TOOL BOXES & ROLLER CABINETS



TECH SERIES TOOL BOX 7 DRAWER

730w x 480d x 507h (mm)

- 25% thicker steel dog bone style frame construction offers maximum rigidity
- Dual gas strut lid stays
- Soft Close Drawers with heavy duty full extension ball bearing drawer slides
- SP Cliklok drawer locking system ensures drawers stay closed and secure
- Internal locking system for extra security
- Side storage compartments suitable for aerosol cans
- Corner protection

Drawers Dimensions:
 • 3x Drawers: 170w x 405d x 54h
 • 2x Drawers: 570w x 405d x 54h
 • 2x Drawers: 570w x 405d x 83h

SP42205D DIAMOND BLACK



TECH SERIES ROLLER CABINET 7 DRAWER

745w x 480d x 870h (mm)
(1030H WITH CASTORS)

- 25% thicker steel dog bone style frame construction offers maximum rigidity
- Soft Close Drawers with heavy duty full extension ball bearing drawer slides
- SP Cliklok drawer locking system ensures drawers stay closed and secure
- Stainless steel worktop
- Internal locking system for extra security
- Side storage compartments suitable for aerosol cans
- Corner protection.
- Heavy duty castors - 2x lockable swivel
- Paper towel holder
- Side storage compartment/bin

Drawers Dimensions:
 • 3x Drawers: 570w x 405d x 54h
 • 2x Drawers: 570w x 405d x 112h
 • 2x Drawer: 570w x 405d x 170h

SP42255D DIAMOND BLACK



STACKABLE STORAGE

SP makes it easy to expand your tool kits storage as the time comes. These Tool Boxes and roller cabs can be stacked together.

Combined Dimensions:
 • 745w x 480d x 1390h
 (1520h with castors)

LATEST COLOUR OPTIONS

Head over to the SP Tools website for LIMITED EDITION colour options

WWW.SPTOOLS.COM

TECH SERIES WIDE SERIES

DOG BONE FRAME
Unique frame design offers maximum rigidity

SP Cliklok
Drawer locking system ensures drawers stay closed and secure

STAINLESS STEEL WORK TOP

SOFT CLOSE DRAWERS

POWER TOOL CUPBOARD



SIDE STORAGE COMPARTMENTS
Suitable for aerosol cans

CORNER PROTECTION

DEEP TOP DRAWER
Full Length

PAPER TOWEL HOLDER

DUAL FUNCTION SIDE STORAGE COMPARTMENT OR BIN

HEAVY DUTY FULL EXTENSION DRAWERS

HEAVY DUTY CASTORS
2x Swivel & Lockable

TECH SERIES

TECH SERIES WIDE TOOL BOXES & ROLLER CABINETS

TECH SERIES TOOL BOX WITH POWER TOOL CUPBOARD 5 DRAWER

1140w x 480d x 477h (mm)

- 25% thicker steel dog bone style frame construction offers maximum rigidity
- Stainless steel work top
- Soft Close drawers with heavy duty full extension ball bearing drawer slides
- SP Cliklok drawer locking system ensures drawers stay closed and secure
- Internal locking system for extra security
- Side storage compartments suitable for aerosol cans
- Corner protection

Drawers Dimensions:
 • 4x Drawers: 570w x 405d x 54h
 • 1x Drawers: 570w x 405d x 112h
 • 1x Cupboard: 335w x 444d x 352h

SP42345D DIAMOND BLACK



TECH SERIES ROLLER CABINET 13 DRAWER

1145w x 480d x 870h (mm)
(1030h WITH CASTORS)

- 25% thicker steel dog bone style frame construction offers maximum rigidity
- Soft Close Drawers with heavy duty full extension ball bearing drawer slides
- Stainless steel worktop
- SP Cliklok drawer locking system ensures drawers stay closed and secure
- Internal locking system for extra security
- Side storage compartments suitable for aerosol cans
- Corner protection
- Heavy duty castors - 2x lockable swivel
- Paper towel holder
- Side storage compartment/bin

Drawers Dimensions:
 • 1x Drawer: 937w x 405d x 130h
 • 5x Drawers: 570w x 405d x 54h
 • 1x Drawer: 570w x 405d x 112h
 • 1x Drawer: 570w x 405d x 170h
 • 3x Drawers: 313w x 405d x 54h
 • 1x Drawer: 313w x 405d x 112h
 • 1x Drawer: 313w x 405d x 286h

SP42355D DIAMOND BLACK



STACKABLE STORAGE

SP makes it easy to expand your tool kits storage as the time comes. These Tool Boxes and roller cabs can be stacked together.

Combined Dimensions:
 • 1145w x 480d x 1347h (1506h with castors)

LATEST COLOUR OPTIONS

Head over to the SP Tools website for LIMITED EDITION colour options

WWW.SPTOOLS.COM

SUMO SERIES

POWER HUTCH



- BUILT-IN POWER**
Built-in power board with 4 individually switched power outlets and 4 USB ports.
- SP4 kliklok**
Drawer locking system ensures drawers stay closed and secure
- LARGE HUTCH COMPARTMENT**
Ideal for Power Tools
- DUAL GAS STRUT LID STAYS**
- STEEL PEGBOARD REAR WALL**
Quick access to frequently used tools
- ANTI-SLIP MATTING**
- HEAVY DUTY FULL EXTENSION DRAWERS**
- HEAVY DUTY DRAWER SLIDES**
- DEEP FULL LENGTH DRAWER**
- EXTRA DEEP BOTTOM DRAWERS**
- HEAVY DUTY CASTORS**
2x Swivel & Lockable

MAX **KG** LOAD
650KG



SUMO SERIES POWER HUTCH TOOL BOX & ROLL CAB COMBO



BUILT-IN POWER
BUILT-IN POWER BOARD WITH 4 INDIVIDUALLY SWITCHED POWER OUTLETS AND 4 USB PORTS

IDEAL FOR POWER TOOLS, CHARGING CORDLESS TOOLS, MOBILE PHONES, TABLETS ETC.

SUMO SERIES POWER HUTCH TOOL BOX & ROLLER CAB COMBO 18 DRAWER
1066w x 480d x 1610H (mm)

- Built in surge protected power-board with 4 power outlets and 4 USB ports, ideal for power tools, chargers, etc
- Steel pegboard rear wall to organise frequently used tools
- SP Kliklok on all drawers ensures drawers stay closed and secure
- Anti-slip matting in Hutch
- Heavy duty 28 ball bearing drawer slides.
- Dual gas strut lid stays
- Robust wall construction
- Full drawer extension capability
- Double powder coating resists scratching

POWER HUTCH TOOL CABINET 5 DRAWER
1051w x 471d x 557h

Drawers Dimensions:
• 3x Drawers: 570w x 405d x 54h
• 1x Drawer: 315w x 405d x 54h
• 1x Drawer: 315w x 405d x 112h

POWER HUTCH ROLLER CABINET 13 DRAWER
1066w x 480d x 1069h

Drawers Dimensions:
• 1x Drawer: 935w x 405d x 130h
• 5x Drawers: 570w x 405d x 54h
• 1x Drawer: 570w x 405d x 112h
• 1x Drawer: 570w x 405d x 200h
• 3x Drawers: 315w x 405d x 54h
• 1x Drawer: 315w x 405d x 112h
• 1x Drawer: 315w x 405d x 315h

SP40698 DIAMOND BLACK

LATEST COLOUR OPTIONS

Head over to the SP Tools website for LIMITED EDITION colour options

WWW.SPTOOLS.COM

SUMO SERIES

WIDE SERIES



- DUAL GAS STRUT LID STAYS
- HEAVY DUTY FULL EXTENSION DRAWERS
- HEAVY DUTY DRAWER SLIDES
- HEAVY DUTY CASTORS
2x Swivel & Lockable



STEEL FRAME



SUMO SERIES TOOL BOXES & ROLLER CABINETS



SUMO SERIES TOOL BOX 7 DRAWER

841w x 445d x 462h (mm)

- 30% wider storage capacity
- Dual gas strut lid stays
- Robust wall construction
- Heavy duty 28 ball bearing drawer slides
- Full drawer extension capability
- Double powder coating resists scratching

Drawers Dimensions:
 • 3x Drawers: 225w x 405d x 48h
 • 2x Drawers: 740w x 405d x 48h
 • 2x Drawers: 740w x 405d x 74h

AVAILABLE IN 3 COLOURS

SP40120	BLACK
SP40121	BLACK/BLUE
SP40122	BLACK/GREEN



SUMO SERIES ROLLER CABINET 7 DRAWER

853w x 460d x 779h (mm)
(944h WITH CASTORS)

- 30% wider storage capacity
- Robust wall construction
- Heavy duty 28 ball bearing drawer slides
- Full drawer extension capability
- Double powder coating resists scratching
- Heavy duty castors - 2x lockable swivel

Drawers Dimensions:
 • 6x Drawers: 740w x 405d x 74h
 • 1x Drawer: 740w x 405d x 150h

AVAILABLE IN 3 COLOURS

SP40125	BLACK
SP40126	BLACK/BLUE
SP40127	BLACK/GREEN

STACKABLE STORAGE

SP makes it easy to expand your tool kits storage as the time comes. These Tool Boxes and roller cabs can be stacked together.

Combined Dimensions:
 • 853w x 460d x 1235h (1400h with castors)

LATEST COLOUR OPTIONS

Head over to the SP Tools website for LIMITED EDITION colour options

WWW.SPTOOLS.COM

SUMO SERIES WORKSHOP

SUMO SERIES WORKSHOP

SUMO SERIES ROLLER CABINET WITH POWER TOOL CUPBOARD AND BUILT-IN POWER BOARD 9 DRAWER

1070w x 480d x 1090H (mm)

STAINLESS STEEL WORK TOP

FULL LENGTH DEEP TOP DRAWER

BUILT-IN POWER BOARD



SP40118 BLACK/CHROME

- FEATURES**
- Stainless steel work top
 - Heavy duty 28 ball bearing drawer slides
 - Internal locking system
 - SP Kliklok drawer locking system ensures drawers stay closed and secure
 - Heavy duty wheels
 - Double powder coating resists scratching

- DRAWERS DIMENSIONS:**
- 1x Drawer: 937w x 405d x 130h
 - 3x Drawers: 570w x 405d x 54h
 - 3x Drawers: 570w x 405d x 83h
 - 1x Drawer: 570w x 405d x 170h
 - 1x Cupboard: 337w x 470d x 608h
- Includes one adjustable shelf

BUILT-IN POWER

Built-in power board with 4 individually switched power outlets and 4 USB ports, adjustable shelf and deep drawer



SUMO SERIES ROLLER CABINET WITH POWER TOOL CUPBOARD AND BUILT-IN POWER BOARD 12 DRAWER

1434w x 560d x 1074H (mm)

STAINLESS STEEL WORKTOP

FULL LENGTH DEEP TOP DRAWER

BUILT-IN POWER BOARD



SP40095 BLACK

- FEATURES**
- Stainless steel work top
 - Heavy duty 28 ball bearing drawer slides
 - Internal locking system
 - SP Kliklok drawer locking system ensures drawers stay closed and secure
 - Heavy duty wheels
 - Double powder coating resists scratching

- DRAWERS DIMENSIONS:**
- 1x Drawers: 1320w x 499d x 100h
 - 1x Drawers: 944w x 499d x 105h
 - 4x Drawer: 565w x 499d x 60h
 - 1x Drawer: 565w x 499d x 140h
 - 3x Drawers: 310w x 499d x 60h
 - 2x Drawers: 310w x 499d x 220h
 - 1x Cupboard: 335w x 439d x 598h
- Includes one adjustable shelf

BUILT-IN POWER

Built-in power board with 4 individually switched power outlets and 4 USB ports, adjustable shelf and deep drawer



SUMO SERIES WORKSHOP

SUMO SERIES WORKSHOP TOOL CABINET 20 DRAWER

1960W x 745D x 1176H (mm)

LARGE STORAGE CAPABILITY

LONG DEEP TOP DRAWER

INTERNAL LOCKING SYSTEM



HEAVY DUTY FULL EXTENSION DRAWERS

EXTREME DUTY CASTORS
2x Swivel & Lockable

SP'S LARGEST TOOL CABINET



SP40080 BLACK/SILVER

- Robust wall construction.
- Double powder coating resists scratching
- Lever drawer locking system
- Heavy duty full extension ball bearing drawer slides
- Drawer load capacity: 1300kg
- Total load capacity: 2300kg
- Extreme Duty castors

- DRAWERS DIMENSIONS:**
- 8x Drawers: 370w x 675d x 79h
 - 3x Drawers: 370w x 675d x 107h
 - 1x Drawer: 370w x 675d x 163h
 - 1x Drawer: 370w x 675d x 275h
 - 3x Drawers: 775w x 675d x 79h
 - 2x Drawers: 775w x 675d x 107h
 - 1x Drawer: 775w x 675d x 163h
 - 1x Drawer: 1229w x 675d x 123h



CUSTOM SERIES WORKSHOP

CUSTOM SERIES ROLLER CABINET WITH SIDE CABINET 11 DRAWER

1596W x 480D x 910H (mm)
(1070H WITH CASTORS)



SIDE CABINET WITH ADJUSTABLE SHELF



SP40160 BLACK/SILVER

- FEATURES:**
- Internal locking system for extra security
 - Heavy duty 28 ball bearing drawer slides
 - Robust wall construction
 - Double powder coating resists scratching
 - Full drawer extension capabilities
 - Heavy duty castors - 2x lockable swivel

- Drawers Dimensions:**
- 3x Drawers: 313w x 405d x 83h
 - 1x Drawer: 313w x 405d x 112h
 - 1x Drawer: 313w x 405d x 228h
 - 3x Drawers: 570w x 405d x 83h
 - 1x Drawer: 570w x 405d x 112h
 - 1x Drawer: 570w x 405d x 228h
 - 1x Drawer: 937w x 405d x 130h
 - Side Cabinet: 426w x 460d x 844h
- Includes one adjustable shelf

CUSTOM SERIES ROLLER CABINET 11 DRAWER

1070W x 480D x 910H (mm)
(1070H WITH CASTORS)

- Internal locking system for extra security
- Heavy duty 28 ball bearing drawer slides
- Robust wall construction
- Double powder coating resists scratching
- Full drawer extension capabilities
- Heavy duty castors - 2x lockable swivel

- Drawers Dimensions:**
- 3x Drawers: 313w x 405d x 83h
 - 1x Drawer: 313w x 405d x 112h
 - 1x Drawer: 313w x 405d x 228h
 - 3x Drawers: 570w x 405d x 83h
 - 1x Drawer: 570w x 405d x 112h
 - 1x Drawer: 570w x 405d x 228h
 - 1x Drawer: 937w x 405d x 130h

SP40106 BLACK



CUSTOM SERIES



- DUAL GAS STRUT LID STAYS
- INTERNAL LOCKING SYSTEM
- HEAVY DUTY HANDLES
- HEAVY DUTY FULL EXTENSION DRAWERS
- HEAVY DUTY CASTORS
2x Swivel & Lockable



STEEL FRAME

FULL DRAWER EXTENSION

BALL BEARING SLIDES

DUAL LAYER POWDER COAT

SECURE LOCK

CUSTOM SERIES TOOL BOXES



CUSTOM SERIES TOOL BOX STANDARD DEPTH 7 DRAWER

668W x 316D x 461H (mm)

- Internal locking system for extra security
- Heavy duty 28 ball bearing drawer slides
- Robust wall construction
- Double powder coating resists scratching
- Full drawer extension capabilities

Drawers Dimensions:
 • 3x Drawers: 160w x 277d x 40h
 • 2x Drawers: 570w x 277d x 40h
 • 2x Drawers: 570w x 277d x 70h

SP40101 BLACK



CUSTOM SERIES TOOL BOX DEEP DEPTH 7 DRAWER

668W x 445D x 465H (mm)

- Internal locking system for extra security
- Heavy duty 28 ball bearing drawer slides
- Robust wall construction
- Double powder coating resists scratching
- Full drawer extension capabilities

Drawers Dimensions:
 • 3x Drawers: 160w x 405d x 40h
 • 2x Drawers: 570w x 405d x 40h
 • 2x Drawers: 570w x 405d x 70h

SP40102 BLACK



CUSTOM SERIES TOOL BOX DEEP DEPTH 8 DRAWER

668W x 445D x 465H (mm)

- Internal locking system for extra security
- Heavy duty 28 ball bearing drawer slides
- Robust wall construction
- Double powder coating resists scratching
- Full drawer extension capabilities

Drawers Dimensions:
 • 4x Drawers: 160w x 405d x 40h
 • 1x Drawer: 160w x 405d x 90h
 • 1x Drawer: 570w x 405d x 40h
 • 2x Drawers: 570w x 405d x 70h

SP40103 BLACK

CUSTOM SERIES ROLLER CABINETS

CUSTOM SERIES ROLLER CABINET 5 DRAWER

680W x 460D x 812H (mm)

- Internal locking system for extra security
- Heavy duty 28 ball bearing drawer slides
- Robust wall construction
- Double powder coating resists scratching
- Full drawer extension capabilities
- Heavy duty castors - 2x lockable swivel

Drawers Dimensions:
 • 3x Drawers: 570w x 405d x 75h
 • 2x Drawers: 570w x 405d x 154h

SP40111 BLACK



CUSTOM SERIES ROLLER CABINET 7 DRAWER

680W x 460D x 940H (mm)

- Internal locking system for extra security
- Heavy duty 28 ball bearing drawer slides
- Robust wall construction
- Double powder coating resists scratching
- Full drawer extension capabilities
- Heavy duty castors - 2x lockable swivel

Drawers Dimensions:
 • 6x Drawers: 570w x 405d x 75h
 • 1x Drawer: 570w x 405d x 154h

SP40104 BLACK



CUSTOM SERIES INTERMEDIATE BOX

NEED MORE STORAGE SPACE?



THESE TOOL BOXES, ROLLER CABS AND INTERMEDIATE BOXES CAN BE STACKED TOGETHER.

CUSTOM SERIES INTERMEDIATE TOOL BOX 3 DRAWER

670W x 316D x 265H (mm)

- Internal locking system for extra security
- Heavy duty 28 ball bearing drawer slides
- Robust wall construction
- Double powder coating resists scratching
- Full drawer extension capabilities

Drawers Dimensions:
 • 3x Drawers: 570w x 277d x 40h

SP40110 BLACK

SIDE TOOL CABINETS

- Internal locking system for extra security
- Robust wall construction
- Double powder coating resists scratching

SUITS CUSTOM & SUMO SERIES ROLLER CABINETS



EXPANDING YOUR TOOL KIT STORAGE MADE SIMPLE.

SP's Range of side cabinets are designed to easily slide on to and hang off the side of both Custom and Sumo Series Roller cabinets. No screwing anything together.

SIDE CABINETS



SP40131

7 DRAWER

426W x 460D x 844H (mm)

- Heavy duty 28 ball bearing drawer slides
- Full drawer extension capabilities

Dimensions:
 • 5x Drawers: 313w x 410d x 74.5h
 • 2x Drawers: 313w x 410d x 153.5h



SP40132

1 COMPARTMENT ADJUSTABLE SHELF

426W x 460D x 844H (mm)

Includes one adjustable shelf



SP40133

POWER TOOL CABINET 3 DRAWERS

368W x 460D x 750H (mm)

- Heavy duty 28 ball bearing drawer slides
- Full drawer extension capabilities

Dimensions:
 • 2x Drawers: 265w x 410d x 50h
 • 10kg capacity
 • 1x Drawer: 265w x 410d x 78h
 • 15kg capacity

MAGNETIC TOOL ORGANISERS/HOLDERS

MAGNETIC HOLDERS

PERFECT FOR QUICK ACCESS TO FREQUENTLY USED TOOLS

- Scratch Free, powerful magnetic back plate allows holders to stick to steel tool boxes, roller cabinets, etc
- Organises frequently used tools and frees up drawer space
- Constructed from durable light-weight steel



PRY BAR HOLDER

- Best suited for: SP 4pc Pry Bar Set SP30804

SP30904



TRAY & SCREWDRIVER HOLDER

- Best suited for holding screwdrivers on the side holders
- Tray section ideal for holding parts, screws, bolts, nuts etc

SP30907



SPRAY CAN HOLDER

- Best suited for aerosol cans: spray paint, WD-40, cleaners, lubricant sprays etc

SP30908



PAPER TOWEL HOLDER

- Ideal for having paper towel handy
- Adjusts to various length rolls

SP30909

WORKSHOP BENCHES



SP40400
WORKSHOP BENCH - HEAVY DUTY
 2000w x 645D x 872H (mm)

- Heavy duty steel frame
- Combination stainless steel & rubber worktop
- Load capacity: 1000kg (1 Tonne)
- 3x lockable drawers
- 53 Litre storage capacity
- Can be bolted to the floor

Drawers Dimensions:
 • 3x drawers: 345w x 430d x 120h



SP40410
WORKSHOP BENCH HEAVY DUTY
 1250w x 645D x 872H (mm)

- Heavy duty steel frame
- Rubber worktop
- Load capacity: 400kg
- 2x lockable drawers
- 34 Litre storage capacity
- Can be bolted to the floor

Drawers Dimensions:
 • 2x drawers: 345w x 430d x 120h



TEAR DOWN BENCH



SP40415
PROFESSIONAL ENGINE TEAR DOWN BENCH
 1200w x 645D x 872H (mm)

- Heavy duty steel frame
- Tapered bench top to drain oil/fluid away from work area
- Load capacity: 260kg
- 1 lockable drawer
- Fluid receiver: 5 Litre
- Supplied with heavy duty castors or can be bolted to the floor

Drawers Dimensions:
 • 1x drawers: 345w x 430d x 120h

DIAGNOSTIC TROLLEY

SP40015
DIAGNOSTIC TROLLEY 4 DRAWER
 964w x 414D x 964H (mm)

- Internal locking system for extra security
- Heavy duty 28 ball bearing drawer slides
- Robust wall construction
- Double powder coating resists scratching
- Full drawer extension capabilities
- Work surface with storage compartment underneath
- Screwdriver holders in lid compartment and on both sides of trolley
- 4x swivel (2x lockable) heavy duty castors

Dimensions:
 • Top compartment 685w x 400d x 100h
 • 2x Drawers: 305w x 360d x 45h
 • 1x Drawer: 650w x 360d x 65h
 • 1x Drawer: 650w x 360d x 95h
 • Bottom tray area: 770w x 405d x 400



IMPROVES BUSY WORKSHOP EFFICIENCY BY STORING AND ORGANISING DIAGNOSTIC EQUIPMENT AND TOOLS IN A MOBILE WORK STATION

TOOL & SERVICE TROLLEYS



Screwdriver slots on both sides of trolley

SP40107

TOOL TROLLEY 2 DRAWER

900w x 490D x 890H (mm)

- Internal locking system for extra security
- Heavy duty 28 ball bearing drawer slides
- Robust wall construction
- Double powder coating resists scratching
- Full drawer extension capabilities
- SP Kliklok on all drawers ensures drawers stay shut and secure
- 4x swivel (2x lockable) heavy duty castors

Dimensions:

- Top tray area: 760mm x 485mm
- 2x Drawers: 620w x 405d x 55h
- Bottom tray area: 760mm x 485mm x 345mm



SP40019

PROFESSIONAL SERVICE TROLLEY 3 SHELF

870w x 475D x 848H (mm)

- Solid Steel Frame
- Adjustable middle tray - drop down or remove for more tray space
- 2x Fixed & 2x lockable swivel heavy duty castors
- 150kg Load Capacity

Dimensions:

- Top tray area: 770w x 445d
- Middle tray area: 770w x 445d x 285h (Adjustable Height)
- Bottom tray area: 770x x 445d x 380h

NEED MORE STORAGE IN THE MIDDLE?
Drop down or remove the adjustable shelf



T840418

WORK TROLLEY 2 SHELF 888 SERIES

980w x 500D x 870H (mm)

- 888 Series
- Solid steel frame
- 2x fixed & 2x lockable swivel heavy duty castors
- 200kg load capacity

Dimensions:

- Top tray area: 880w x 490d x 50h
- Bottom tray area: 880w x 490d x 50h



WORKSHOP CUPBOARD

SP40450

STORAGE CABINET 2 DOOR

1220w x 610D x 1981H (mm)

- Ideal for all kinds of general workshop storage
- Strong and durable heavy duty steel
- 4x reinforced adjustable shelves hold up to 200kg
- 3 point locking doors for extra security
- Pegboards on the inside of both doors for organising frequently used tools
- Powder-coated finish resistant to chipping and corrosion



* Delivered as a flat pack, assembly required
* Compressor & safety gear not included

WORKSHOP WALL MOUNT TOOL CABINET

SP40140

WALL TOOL CABINET 1 DRAWER


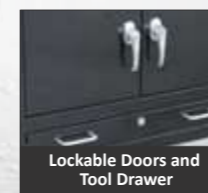

755w x 305D x 830H (mm)
(1340W WITH DOORS OPEN)

- Customisable tool storage that permanently mounts to your workshop or garage wall.
- Dual internal sliding tool boards slide out on each side
- Peg Board to easily organise tools.
- Supplied with heavy duty screwdriver rack and tool hooks. Extra hooks available. (P/N: SP40140-TH)
- Lockable doors and tool drawer.
- Double powder coating resists scratching.

Drawers Dimensions:

- 1x drawers: 640w x 270d x 60h

Sliding Tool Board



UTILISES UNUSED WALL SPACE TO FREE UP FLOOR OR BENCH SPACE

WATERPROOF STORAGE CASE

CREATE A CUSTOM PROTECTIVE FOAM BARRIER AROUND YOUR EQUIPMENT.

The Pre-cut editable foam inserts allow you to customise the interior of the case by 15 x 15 x 45mm blocks, simply trace out the item/items you want to store in the case and simply pull out the foam blocks out by hand, no tool required. The case can easily be customised within minutes and will ensure your equipment stays safe and secure.

AN ESSENTIAL ORGANISER FOR TECHNICIANS IN DIAGNOSTIC FIELD SERVICE WORK

PROVIDES SAFE AND SECURE STORAGE FOR SENSITIVE EQUIPMENT.

SP40380

WATERPROOF STORAGE CASE EXTREME HEAVY DUTY

502w x 400d x 188H (mm)

- Extreme Heavy duty, ultra-high impact copolymer case
- Strong and lightweight
- Solid wall design
- 4 easy open throw latches.
- Waterproof, airtight, dust proof, chemical resistant and corrosion proof
- Automatic pressure equalisation valve and O-ring seal
- Sturdy and comfortable carry handle Lockable

Main Compartment Dimensions:
• 1x drawers: 450w x 325d x 120h

EXTREME HEAVY DUTY



* Tools not included



PARTS ORGANISERS



IDEAL FOR STORING & CARRYING TOOLS AS WELL AS ORGANISING SMALL PARTS & ACCESSORIES - NUTS, BOLTS, NAILS, SCREWS, STAPLES AND MORE!

CANTILEVER ORGANISERS HEAVY DUTY

- Cantilever design for easy access to all contents
- Removable top organiser trays and parts bins
- Transparent lid allows seeing the contents of the box at a glance
- Back legs provide optimum support and keep the organiser stable at all times
- Rugged, heavy duty steel latches
- Sturdy & comfortable carry handle for easy transportation

REMOVABLE PARTS BINS

AVAILABLE IN 2 SIZES

- SP40378 Medium - 565mm x 315mm x 123mm
- SP40379 Large - 565mm x 315mm x 246mm

PARTS ORGANISERS



SP40568

STEEL ORGANISER UNIT 18 DRAWER

826w x 300d x 305H (mm)

- Ideal for storing and organising small parts and components in workshops or on mobile service vehicles
- Heavy gauge steel frame
- 18 heavy duty plastic drawers with stops
- Includes 2-dividers per drawer
- Drawer stops ensure drawers stay closed and secure
- Powder coated for maximum corrosion resistance

Drawers Dimensions:
• 18x drawers: 118w x 286d x 60h

ABLE TO MOUNT TO YOUR VAN

SP40375

PARTS ORGANISER SET 3 PIECE

- Perfect for storing and organising your bolts, nuts, nails, screws and more
- The organisers feature a transparent lid that allows for the contents to be viewed easily
- Ideal for storing nuts, bolts, nails, screws, staples, etc
- Constructed of durable plastic
- Set includes 3 sizes - Small, medium & large

ALSO AVAILABLE INDIVIDUALLY

- SP40370 Small - 243mm x 180mm x 40mm
- SP40371 Medium - 330mm x 250mm x 53mm
- SP40372 Large - 390mm x 305mm x 62mm

PERFECT FOR STORING & ORGANISING YOUR BOLTS, NUTS, NAILS, SCREWS & MORE



PORTABLE CANVAS TOOL BAG

SP40360

OPEN MOUTH TOOL BAG

580w x 540d x 380H (mm)

- Semi-rigid construction allows wide open mouth to maintain shape
- Easy access pockets and compartments for your storage needs
- Heavy duty fabric & moulded waterproof base for long lasting durability
- Padded shoulder strap is removable & adjustable
- Moulded rubber handle provides a slip-resistant grip

Compartments:
• 1x Tool pouch, 9x tool pockets & 5x Velcro pockets
• 1x Zippered & 8x tool pockets



PORTABLE TOOL BOXES



SP40305

**COMPACT TECHNICIAN'S TOOL BOX
5 TRAY**

360W x 235D x 280H (mm)

- Adjustable tray dividers for customizing compartments
- EVA insulate lined for extra protection
- Aluminium ergonomic lock with key system for security
- Wide opening case allows for easy & quick access to tools
- High quality aluminium frame construction
- Reinforced aluminium corners for extra strength & durability

Dimensions:

- 4x Adjustable Trays: 315w x 90d x 37h
- Base Compartment: 350w x 210d x 115h



**CANTILEVER TOOL BOX
HEAVY DUTY**

- Twin lids for easy access to tools
- Large trays for easy access
- Heavy duty steel construction
- Trays open automatically when handle is depressed and close when lifted
- 4 upper trays when expanded and a large bottom tray for larger tools
- Heavy duty hinges

AVAILABLE IN 2 SIZES

SP40323 15 Litre - 404w x 200d x 195h (mm)

SP40325 22 Litre - 550w x 200d x 208h (mm)



**TRUCK BOX WITH TOTE TRAY
HEAVY DUTY
OFF ROAD SERIES**

- Heavy duty 1.2mm steel construction
- Steel tote tray with handles
- Large base compartment for larger tools
- Heavy duty full length piano hinge
- Sturdy metal carry handle
- Security latch for padlocking
- Powder coat finish for maximum durability and corrosion resistance

AVAILABLE IN 2 SIZES

SP40301 30 Litre - 559w x 236d x 229h (mm)

SP40302 81 Litre - 667w x 287d x 424h (mm)

**STEEL TRUCK/UTE BOXES
INDUSTRIAL DUTY**

- Heavy gauge steel construction
- Powder coating resists scratching
- Heavy duty 28 ball bearing drawer slides
- Heavy duty gas struts
- 4x big grip side carry handles
- Weather resistant
- Includes water gutters in all drawers
- Lockable



BUILT TO LAST

Ideal for the back of work vehicles



INDUSTRIAL DUTY

STEEL FRAME



SP40330

3 DRAWER

700W x 400D x 485H (mm)

Dimensions:

- Tool Compartment: 638w x 371d x 166h
- 2x Removable Trays: 178w x 332d x 55h
- 3x Drawers: 628w x 371d x 103h
- Weight: 46kg



SP40335

2 DRAWER - UPRIGHT

1210W x 600D x 750H (mm)

Dimensions:

- Tool Compartment: 1206w x 571d x 344h
- 1x Shelf: 1203w x 179d x 165h
- 1x Shelf: 591w x x179d x x165h
- 2x Drawers: 1106w x 569d x 103h
- Weight: 85kg



SP40336

4 DRAWER - UPRIGHT

1500W x 600D x 750H (mm)

Dimensions:

- Tool Compartment: 1495w x 571d x 344h
- 1x Shelf: 1493w x 179d x 165h
- 1x Shelf: 736w x x179d x x165h
- 4x Drawers: 664w x 569d x 103h
- Weight: 103kg

OFF ROAD SERIES

FIELD SERVICE TOOL BOX - OFF ROAD SERIES HEAVY DUTY - 7 DRAWER

729W x 508D x 660H (mm)

729mm

50%
THICKER STEEL

BUILT TO LAST
Ideal for the back of work vehicles



Drawer locking system ensures drawers stay closed and secure

DUAL GAS STRUT LID STAYS

FULL ROLL CAGE PROTECTION

DROP DOWN SECURITY FRONT PANEL



Spanners and sockets housed in EVA foam organiser trays

HEAVY DUTY FULL EXTENSION DRAWERS

SKID RAIL BASE



660mm

508mm

SP40317

FEATURES

- Constructed with 50% thicker steel for increased durability and strength
- Full roll cage protection
- Drop down security front panel with weather resistant seal
- Dual gas strut lid stays
- Internal locking system for extra security
- Full drawer extension capabilities
- Heavy duty 28 ball bearing drawer slides
- SP Cliklok on all drawers
- Skid rail base to provide reinforcement
- Lifting handles ideal for lifting slings
- Double Powder coating for maximum corrosion and scratch resistance

DRAWERS DIMENSIONS:

- 3x Drawers: 175w x 405d x 63h
- 2x Drawers: 570w x 405d x 63h
- 2x Drawers: 570w x 405d x 82h



50%
THICKER STEEL

STEEL FRAME



OFF ROAD SERIES

FIELD SERVICE TOOL BOX - OFF ROAD SERIES HEAVY DUTY - 7 DRAWER

890W x 510D x 615H (mm)

890mm

30%
THICKER STEEL

BUILT TO LAST
Ideal for the back of work vehicles

DUAL GAS STRUT LID STAYS

DROP DOWN SECURITY FRONT PANEL



Drawer locking system ensures drawers stay closed and secure

FULL ROLL CAGE PROTECTION



Spanners and sockets housed in EVA foam organiser trays

HEAVY DUTY FULL EXTENSION DRAWERS

SKID RAIL BASE



615mm

510mm

- Robust, heavy duty wall construction
- Full roll cage protection
- Drop down security front panel with weather resistant seal
- Dual gas strut lid stays
- Internal locking system for extra security
- Full drawer extension capabilities
- Heavy duty 28 ball bearing drawer slides
- SP Cliklok on all drawers ensures drawers stay shut and secure
- Skid rail base to provide reinforcement and extra protection
- Lifting handles ideal for lifting slings
- Double Powder coating for maximum corrosion and scratch resistance

DRAWERS DIMENSIONS:

- 3x Drawers: 225w x 405d x 45h
- 1x Drawer: 740w x 405d x 45h
- 3x Drawers: 740w x 405d x 70h

2 COLOURS AVAILABLE

- SP40321 WHITE
- SP40322 BLACK



AVAILABLE IN WHITE



30%
THICKER STEEL

STEEL FRAME



02 | TOOL KITS

ARE YOU AN APPRENTICE, AN AUTOMOTIVE MECHANIC, A DIESEL FITTER OR ANY TRADE THAT NEEDS A QUALITY SET OF TOOLS THAT MATCH YOUR SKILLS?

SP TOOLS HAS DESIGNED OVER 100 DIFFERENT TOOL KITS THAT SUIT VARIOUS TRADES AND WORK ENVIRONMENTS. USING OUR TRADE QUALITY CHROME TOOLS WITH PRECISION CUT EVA FOAM STORAGE WE PACK OUR TOOL KITS AND OFFER EXACTLY WHAT YOU NEED.

SUB-CATEGORIES:

TECH SERIES - METRIC ONLY	40
TECH SERIES - METRIC & SAE	60
CUSTOM SERIES - METRIC ONLY	72
CUSTOM SERIES - METRIC & SAE	78
SUMO SERIES - METRIC & SAE	102
SUMO SERIES - POWER HUTCH - METRIC & SAE	106
SUMO SERIES - WORKSHOP - METRIC & SAE	114
OFF ROAD SERIES - FIELD SERVICE	122
WALL MOUNT TOOL KITS	128
PORTABLE KARTING TOOL KITS	129
PORTABLE TOOL KITS	130
EVA FOAM TOOL KITS - TOOLS INCLUDED	131
EVA FOAM TRAYS - TOOLS NOT INCLUDED	139

TECH SERIES



QUAD DRIVE SPANNERS
4x more grip

EVA TOOL STORAGE
Spanners and sockets housed in EVA foam organiser trays

SP kliklok
Drawer locking system ensures drawers stay closed and secure

DUAL GAS STRUT LID STAYS

507mm

480mm

SIDE STORAGE COMPARTMENTS
Suitable for aerosol cans

CORNER PROTECTION

SOFT CLOSE DRAWERS

HEAVY DUTY FULL EXTENSION DRAWERS

NEED MORE STORAGE?
This tool kit is available with a 7 drawer roller cabinet. Turn to the next page.

TOOL KIT IN TECH SERIES BOX - METRIC ONLY

SP50033D DIAMOND BLACK
TOOL KIT IN TECH SERIES BOX - METRIC ONLY
212 PIECE
7 DRAWER TECH SERIES TOOL BOX
730w x 480d x 507h (mm)

FEATURES

- 25% thicker steel dog bone style frame construction offers maximum rigidity
- Dual gas strut lid stays
- Soft Close Drawers with heavy duty full extension ball bearing drawer slides
- SP Kliklok drawer locking system ensures drawers stay closed and secure
- Internal locking system for extra security
- Side storage compartments suitable for aerosol cans
- Corner protection


DRAWER DIMENSIONS

- 3x Drawers: 170w x 405d x 54h
- 2x Drawers: 570w x 405d x 54h
- 2x Drawers: 570w x 405d x 83h

CONTENTS

- 1/4" DR SOCKETS & ACCESSORIES**
- 12pt - 4, 5, 6, 7, 8, 9, 10, 11, 12 & 13mm
 - 6pt Deep - 4, 5, 6, 7, 8, 9, 10, 11, 12 & 13mm
 - 45T Ratchet, Flex Handle & Universal Joint
 - Extension Bars - 50, 100 & 150mm
- 3/8" DR SOCKETS & ACCESSORIES**
- 12pt - 6, 7, 8, 9, 10, 11, 12, 13, 14, 15, 16, 17, 18, 19, 20, 21 & 22mm
 - 12pt Deep - 10, 11, 12, 13, 14, 15, 16, 17, 18 & 19mm
 - 45T Ratchet, Flex Handle & Universal Joint
 - Extension Bars - 75, 150 & 250mm
 - Adaptors - 3/8Fx1/4M, 3/8Fx1/2M
 - Spark Plug Sockets - 16 & 21mm
- 1/2" DR SOCKETS & ACCESSORIES**
- 12pt - 10, 11, 12, 13, 14, 15, 16, 17, 18, 19, 20, 21, 22, 23, 24, 25, 26, 27, 30 & 32mm
 - 45T Ratchet, Flex Handle & Universal Joint
 - Extension Bars - 75, 125 & 250mm
 - Adaptor - 1/2Fx3/8M
- SPANNERS**
- Combination - 6, 7, 8 (x2), 9, 10 (x2), 11, 12 (x2), 13 (x2), 14 (x2), 15, 16, 17, 18, 19, 20, 21, 22, 23, 24, 25 & 26mm
- TOOLS**
- Screwdrivers - 3.0x75, 5.5x100, 6.5x38, 6.5x100, 6.5x150 & 8.0x150mm
 - Screwdrivers - #0x75, #1x75, #2x38, #2x100, #2x150 & #3x150mm
 - Magnetic Hex Keys - 1.5, 2, 2.5, 3, 4, 5, 6, 8 & 10mm
 - Pliers - Combination, Long Nose, Locking & Adjustable Joint
 - Cutters - Diagonal
 - Adjustable Wrench
 - Hammer - Ball Pein
 - Power Bit Set - 67pc
 - 7 Drawer Tech Series Tool Box

CONTENTS GUIDE



QUAD DRIVE SPANNERS

SP Tools patented QUAD DRIVE open end offers 4 times the gripping power of a standard ROE spanner by wrapping around the fastener and maximising the contact on the flat sides of the fastener head, not the points

PATENTED

FLAT DRIVE TECHNOLOGY

Perfectly flat spanner head surfaces allow for maximum contact between the spanner and the bolt or nut, maximising grip and enhancing applied torque

SP FLAT DRIVE SPANNER HEAD CONTACT AREA REGULAR CONTACT AREA

HEAVY DUTY RATCHETS

- Strengthened ratchet gear teeth to sustain maximum applied torque
- Reversible ratchet head
- Quick socket release mechanism
- Manufactured from high grade Chrome Vanadium Steel (Cr-V)

HEAVY DUTY SOCKETS

- All SP Tools sockets and accessories are manufactured from high grade chrome vanadium steel and exceed international DIN and ANSI standards. Designed to withstand the rigours of industrial and trade use
- Tough triple chrome, high polish finishes provide for an easy clean-up
- Twin knurling on sockets allows for improved grip, especially useful in oily/greasy conditions
- FLAT DRIVE TECHNOLOGY Maximises contact on the flat sides of the bolt or nut, not the points

LATEST COLOUR OPTIONS Head over to the SP Tools website for LIMITED EDITION colour options. WWW.SPTOOLS.COM

*Images are for illustration purposes only, contents may vary

745mm

TECH SERIES

DUAL GAS STRUT LID STAYS

QUAD DRIVE SPANNERS
4x more grip

EVA TOOL STORAGE
Spanners and sockets housed in EVA foam organiser trays

SP clikkok
Drawer locking system ensures drawers stay closed and secure

SIDE STORAGE COMPARTMENTS
Suitable for aerosol cans

1520mm

PAPER TOWEL HOLDER

DUAL FUNCTION SIDE STORAGE COMPARTMENT OR BIN

480mm

HEAVY DUTY CASTORS
2x Swivel & Lockable

HEAVY DUTY FULL EXTENSION DRAWERS

CORNER PROTECTION

MAX  LOAD
650KG

TOOL KIT IN TECH SERIES BOX - METRIC ONLY

SP50039D DIAMOND BLACK

TOOL KIT IN TECH SERIES BOX - METRIC ONLY 213 PIECE

14 DRAWER TECH SERIES TOOL BOX & ROLLER CABINET COMBO
745w x 480d x 1390h (mm)
(1520h with castors)

FEATURES

- 25% thicker steel dog bone style frame construction offers maximum rigidity
- Dual gas strut lid stays
- Soft Close Drawers with heavy duty full extension ball bearing drawer slides
- SP Clikkok drawer locking system ensures drawers stay closed and secure
- Internal locking system for extra security
- Side storage compartments suitable for aerosol cans
- Corner protection
- Heavy duty castors - 2x lockable swivel
- Paper towel holder
- Side storage compartment/bin

DIMENSIONS


7 Drawer Tech Series Tool Box
730w x 480d x 507h (mm)
Drawers Dimensions: (mm)
• 3x Drawers: 170w x 405d x 54h
• 2x Drawers: 570w x 405d x 54h
• 2x Drawers: 570w x 405d x 83h

7 Drawer Tech Series Roller Cabinet
745w x 480d x 1030h (mm)
Drawers Dimensions:
• 3x Drawers: 570w x 405d x 54h
• 2x Drawers: 570w x 405d x 112h
• 2x Drawer: 570w x 405d x 170h

CONTENTS

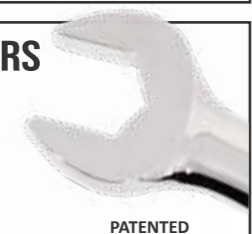
- 1/4" DR SOCKETS & ACCESSORIES**
- 12pt - 4, 5, 6, 7, 8, 9, 10, 11, 12 & 13mm
 - 6pt Deep - 4, 5, 6, 7, 8, 9, 10, 11, 12 & 13mm
 - 45T Ratchet, Flex Handle & Universal Joint
 - Extension Bars - 50, 100 & 150mm
- 3/8" DR SOCKETS & ACCESSORIES**
- 12pt - 6, 7, 8, 9, 10, 11, 12, 13, 14, 15, 16, 17, 18, 19, 20, 21 & 22mm
 - 12pt Deep - 10, 11, 12, 13, 14, 15, 16, 17, 18 & 19mm
 - 45T Ratchet, Flex Handle & Universal Joint
 - Extension Bars - 75, 150 & 250mm
 - Adaptors - 3/8Fx1/4M, 3/8Fx1/2M
 - Spark Plug Sockets - 16 & 21mm
- 1/2" DR SOCKETS & ACCESSORIES**
- 12pt - 10, 11, 12, 13, 14, 15, 16, 17, 18, 19, 20, 21, 22, 23, 24, 25, 26, 27, 30 & 32mm
 - 45T Ratchet, Flex Handle & Universal Joint
 - Extension Bars - 75, 125 & 250mm
 - Adaptor - 1/2Fx3/8M
- SPANNERS**
- Combination - 6, 7, 8 (x2), 9, 10 (x2), 11, 12 (x2), 13 (x2), 14 (x2), 15, 16, 17, 18, 19, 20, 21, 22, 23, 24, 25 & 26mm
- TOOLS**
- Screwdrivers - 3.0x75, 5.5x100, 6.5x38, 6.5x100, 6.5x150 & 8.0x150mm
 - Screwdrivers - #0x75, #1x75, #2x38, #2x100, #2x150 & #3x150mm
 - Magnetic Hex Keys - 1.5, 2, 2.5, 3, 4, 5, 6, 8 & 10mm
 - Pliers - Combination, Long Nose, Locking & Adjustable Joint
 - Cutters - Diagonal
 - Adjustable Wrench
 - Hammer - Ball Pein
 - Power Bit Set - 67pc
 - 7 Drawer Tech Series Tool Box
 - 7 Drawer Tech Series Roller Cabinet

CONTENTS GUIDE



QUAD DRIVE SPANNERS

SP Tools patented QUAD DRIVE open end offers 4 times the gripping power of a standard ROE spanner by wrapping around the fastener and maximising the contact on the flat sides of the fastener head, not the points



PATENTED

FLAT DRIVE TECH

Perfectly flat spanner head surfaces allow for maximum contact between the spanner and the bolt or nut, maximising grip and enhancing applied torque

HEAVY DUTY RATCHETS

- Strengthened ratchet gear teeth to sustain maximum applied torque
- Reversible ratchet head
- Quick socket release mechanism
- Manufactured from high grade Chrome Vanadium Steel (Cr-V)



HEAVY DUTY SOCKETS

- All SP Tools sockets and accessories are manufactured from high grade chrome vanadium steel and exceed international DIN and ANSI standards. Designed to withstand the rigours of industrial and trade use
- Tough triple chrome, high polish finishes provide for an easy clean-up
- Twin knurling on sockets allows for improved grip, especially useful in oily/greasy conditions
- FLAT DRIVE TECHNOLOGY Maximises contact on the flat sides of the bolt or nut, not the points



25% THICKER STEEL

DOG BONE FRAME

FULL DRAWER EXTENSION

SOFT CLOSE

DUAL LAYER POWDER COAT

SECURE LOCK

LATEST COLOUR OPTIONS

Head over to the SP Tools website for LIMITED EDITION colour options.

WWW.SPTOOLS.COM

*Images are for illustration purposes only, contents may vary

TECH SERIES



QUAD DRIVE SPANNERS
4x more grip

EVA TOOL STORAGE
Spanners and sockets housed in EVA foam organiser trays

SP kliklok
Drawer locking system ensures drawers stay closed and secure

DUAL GAS STRUT LID STAYS

507mm

480mm

SIDE STORAGE COMPARTMENTS
Suitable for aerosol cans

CORNER PROTECTION

SOFT CLOSE DRAWERS

HEAVY DUTY FULL EXTENSION DRAWERS

NEED MORE STORAGE?
This tool kit is available with a 7 drawer roller cabinet. Turn to the next page.

TOOL KIT IN TECH SERIES BOX - METRIC ONLY

SP50132D DIAMOND BLACK

TOOL KIT IN TECH SERIES BOX - METRIC ONLY 267 PIECE

7 DRAWER TECH SERIES TOOL BOX 730W x 480D x 507H (mm)

FEATURES

- 25% thicker steel dog bone style frame construction offers maximum rigidity
- Dual gas strut lid stays
- Soft Close Drawers with heavy duty full extension ball bearing drawer slides
- SP Kliklok drawer locking system ensures drawers stay closed and secure
- Internal locking system for extra security
- Side storage compartments suitable for aerosol cans
- Corner protection

DRAWER DIMENSIONS

- 3x Drawers: 170w x 405d x 54h
- 2x Drawers: 570w x 405d x 54h
- 2x Drawers: 570w x 405d x 83h

CONTENTS

1/4" DR SOCKETS & ACCESSORIES

- 12pt - 4, 5, 6, 7, 8, 9, 10, 11, 12 & 13mm
- 6pt Deep - 4, 5, 6, 7, 8, 9, 10, 11, 12 & 13mm
- 45T Ratchet, Flex Handle & Universal Joint
- Extension Bars - 50, 100 & 150mm

3/8" DR SOCKETS & ACCESSORIES

- 12pt - 6, 7, 8, 9, 10, 11, 12, 13, 14, 15, 16, 17, 18, 19, 20, 21 & 22mm
- 12pt Deep - 10, 11, 12, 13, 14, 15, 16, 17, 18 & 19mm
- 45T Ratchet, Flex Handle & Universal Joint
- Extension Bars - 75, 150 & 250mm
- Adaptors - 3/8Fx1/4M, 3/8Fx1/2M
- Spark Plug Sockets - 16 x 21mm

1/2" DR SOCKETS & ACCESSORIES

- 12pt - 10, 11, 12, 13, 14, 15, 16, 17, 18, 19, 20, 21, 22, 23, 24, 25, 26, 27, 30 & 32mm
- 45T Ratchet, Flex Handle & Universal Joint
- Extension Bars - 75, 125 & 250mm
- Adaptor - 1/2Fx3/8M

SPANNERS

- Combination - 6, 7, 8 (x2), 9, 10 (x2), 11, 12 (x2), 13 (x2), 14 (x2), 15, 16, 17, 18, 19, 20, 21, 22, 23, 24, 25 & 26mm

TOOLS


- Screwdrivers - 3.0x75, 5.5x100, 6.5x38, 6.5x100, 6.5x150 & 8.0x150mm
- Screwdrivers - #0x75, #1x75, #2x38, #2x100, #2x150 & #3x150mm
- Precision - 2.0x50, 2.5x50, 3.0x50, #0x50, #00x50 & #000x50mm
- Hex Keys - 1.5, 2, 2.5, 3, 4, 5, 6, 8 & 10mm
- Torx - T10, T15, T20, T25, T27, T30, T40, T45 & T50
- Pliers - Combination, Long Nose, Locking, Multigrip and Circlip (4)
- Cutters - Diagonal
- Adjustable Wrenches x 2
- Hammer - Ball Pein
- Pin Punch & Chisel Set - 10pc
- Power Bit Set - 67pc
- Pry Bars - 4pc, Hook & Pick Set - 4pc, Tweezers Set - 4pc & Mini Brush Set - 3pc
- Hacksaw & Tape Measure
- Ratchet Driver Bit Set - PH1, PH2, PH3, SL4-5, SL7 T15, T20
- 7 Drawer Tech Series Tool Box

CONTENTS GUIDE



QUAD DRIVE SPANNERS

SP Tools patented QUAD DRIVE open end offers 4 times the gripping power of a standard ROE spanner by wrapping around the fastener and maximising the contact on the flat sides of the fastener head, not the points



PATENTED

FLAT DRIVE TECHNOLOGY

Perfectly flat spanner head surfaces allow for maximum contact between the spanner and the bolt or nut, maximising grip and enhancing applied torque



SP FLAT DRIVE SPANNER HEAD REGULAR CONTACT AREA

HEAVY DUTY RATCHETS

- Strengthened ratchet gear teeth to sustain maximum applied torque
- Reversible ratchet head
- Quick socket release mechanism
- Manufactured from high grade Chrome Vanadium Steel (Cr-V)



HEAVY DUTY SOCKETS & ACCESSORIES

- All SP Tools sockets and accessories are manufactured from high grade chrome vanadium steel and exceed international DIN and ANSI standards. Designed to withstand the rigours of industrial and trade use
- Tough triple chrome, high polish finishes provide for an easy clean-up
- Twin knurling on sockets allows for improved grip, especially useful in oily/greasy conditions
- FLAT DRIVE TECHNOLOGY Maximises contact on the flat sides of the bolt or nut, not the points



25%
THICKER STEEL

DOG BONE FRAME

FULL DRAWER EXTENSION

SOFT CLOSE

DUAL LAYER POWDER COAT

SECURE LOCK

LATEST COLOUR OPTIONS

Head over to the SP Tools website for LIMITED EDITION colour options.

WWW.SPTOOLS.COM

*Images are for illustration purposes only, contents may vary



TECH SERIES

DUAL GAS STRUT LID STAYS

SIDE STORAGE COMPARTMENTS
Suitable for aerosol cans

PAPER TOWEL HOLDER

DUAL FUNCTION SIDE STORAGE COMPARTMENT OR BIN

HEAVY DUTY CASTORS
2x Swivel & Lockable

QUAD DRIVE SPANNERS
4x more grip

EVA TOOL STORAGE
Spanners and sockets housed in EVA foam organiser trays

cliklok
Drawer locking system ensures drawers stay closed and secure

HEAVY DUTY FULL EXTENSION DRAWERS

CORNER PROTECTION

MAX LOAD
650KG

TOOL KIT IN TECH SERIES BOX - METRIC ONLY

SP50139D DIAMOND BLACK

TOOL KIT IN TECH SERIES BOX - METRIC ONLY 268 PIECE

14 DRAWER TECH SERIES TOOL BOX & ROLLER CABINET COMBO
745w x 480d x 1390h (mm)
(1520h with castors)

FEATURES

- 25% thicker steel dog bone style frame construction offers maximum rigidity
- Dual gas strut lid stays
- Soft Close Drawers with heavy duty full extension ball bearing drawer slides
- SP Cliklok drawer locking system ensures drawers stay closed and secure
- Internal locking system for extra security
- Side storage compartments suitable for aerosol cans
- Corner protection
- Heavy duty castors - 2x lockable swivel
- Paper towel holder
- Side storage compartment/bin

DIMENSIONS

7 Drawer Tech Series Tool Box
730w x 480d x 507h (mm)
Drawers Dimensions: (mm)
• 3x Drawers: 170w x 405d x 54h
• 2x Drawers: 570w x 405d x 54h
• 2x Drawers: 570w x 405d x 83h

7 Drawer Tech Series Roller Cabinet
745w x 480d x 1030h (mm)
Drawers Dimensions:
• 3x Drawers: 570w x 405d x 54h
• 2x Drawers: 570w x 405d x 112h
• 2x Drawer: 570w x 405d x 170h

CONTENTS

1/4" DR SOCKETS & ACCESSORIES

- 12pt - 4, 5, 6, 7, 8, 9, 10, 11, 12 & 13mm
- 6pt Deep - 4, 5, 6, 7, 8, 9, 10, 11, 12 & 13mm
- 45T Ratchet, Flex Handle & Universal Joint
- Extension Bars - 50, 100 & 150mm

3/8" DR SOCKETS & ACCESSORIES

- 12pt - 6, 7, 8, 9, 10, 11, 12, 13, 14, 15, 16, 17, 18, 19, 20, 21 & 22mm
- 12pt Deep - 10, 11, 12, 13, 14, 15, 16, 17, 18 & 19mm
- 45T Ratchet, Flex Handle & Universal Joint
- Extension Bars - 75, 150 & 250mm
- Adaptors - 3/8Fx1/4M, 3/8Fx1/2M
- Spark Plug Sockets - 16 x 21mm

1/2" DR SOCKETS & ACCESSORIES

- 12pt - 10, 11, 12, 13, 14, 15, 16, 17, 18, 19, 20, 21, 22, 23, 24, 25, 26, 27, 30 & 32mm
- 45T Ratchet, Flex Handle & Universal Joint
- Extension Bars - 75, 125 & 250mm
- Adaptor - 1/2Fx3/8M

SPANNERS

- Combination - 6, 7, 8 (x2), 9, 10 (x2), 11, 12 (x2), 13 (x2), 14 (x2), 15, 16, 17, 18, 19, 20, 21, 22, 23, 24, 25 & 26mm

TOOLS

- Screwdrivers - 3.0x75, 5.5x100, 6.5x38, 6.5x100, 6.5x150 & 8.0x150mm
- Screwdrivers - #0x75, #1x75, #2x38, #2x100, #2x150 & #3x150mm
- Precision - 2.0x50, 2.5x50, 3.0x50, #0x50, #00x50 & #000x50mm
- Hex Keys - 1.5, 2, 2.5, 3, 4, 5, 6, 8 & 10mm
- Torx - T10, T15, T20, T25, T27, T30, T40, T45 & T50
- Pliers - Combination, Long Nose, Locking, Multigrip and Circlip (4)
- Cutters - Diagonal
- Adjustable Wrenches x 2
- Hammer - Ball Pein
- Pin Punch & Chisel Set - 10pc
- Power Bit Set - 67pc
- Pry Bars - 4pc, Hook & Pick Set - 4pc, Tweezers Set - 4pc & Mini Brush Set - 3pc
- Hacksaw & Tape Measure
- Ratchet Driver Bit Set - PH1, PH2, PH3, SL4-5, SL7 T15, T20
- 7 Drawer Tech Series Tool Box
- 7 Drawer Tech Series Roller Cabinet

CONTENTS GUIDE



QUAD DRIVE SPANNERS

SP Tools patented QUAD DRIVE open end offers 4 times the gripping power of a standard ROE spanner by wrapping around the fastener and maximising the contact on the flat sides of the fastener head, not the points



PATENTED

FLAT DRIVE TECHNOLOGY


Perfectly flat spanner head surfaces allow for maximum contact between the spanner and the bolt or nut, maximising grip and enhancing applied torque



SP FLAT DRIVE SPANNER HEAD REGULAR CONTACT AREA


HEAVY DUTY RATCHETS

- Strengthened ratchet gear teeth to sustain maximum applied torque
- Reversible ratchet head
- Quick socket release mechanism
- Chrome Vanadium Steel (Cr-V)



HEAVY DUTY SOCKETS & ACCESSORIES

- All SP Tools sockets and accessories are manufactured from high grade chrome vanadium steel and exceed international DIN and ANSI standards. Designed to withstand the rigours of industrial and trade use
- Tough triple chrome, high polish finishes provide for an easy clean-up
- Twin knurling on sockets allows for improved grip, especially useful in oily/greasy conditions
- FLAT DRIVE TECHNOLOGY Maximises contact on the flat sides of the bolt or nut, not the points



25% THICKER STEEL

DOG BONE FRAME

FULL DRAWER EXTENSION

SOFT CLOSE

DUAL LAYER POWDER COAT

SECURE LOCK

LATEST COLOUR OPTIONS

Head over to the SP Tools website for LIMITED EDITION colour options.

WWW.SPTOOLS.COM

*Images are for illustration purposes only, contents may vary

TECH SERIES

SP TECHNICIANS TOOL KITS HAVE BEEN DEVELOPED IN CONJUNCTION WITH MANY CAR MANUFACTURERS TO ENABLE YOU TO SERVICE TODAY'S MODERN CARS.



KIT INCLUDES
QUAD DRIVE, FLARE NUT, E-TORX & DOUBLE RING SPANNERS

EVA TOOL STORAGE
 Spanners and sockets housed in EVA foam organiser trays

cliklok
 Drawer locking system ensures drawers stay closed and secure

DUAL GAS STRUT LID STAYS

507mm

480mm

SIDE STORAGE COMPARTMENTS
 Suitable for aerosol cans

CORNER PROTECTION

SOFT CLOSE DRAWERS

HEAVY DUTY FULL EXTENSION DRAWERS

STARTER PROFESSIONAL TECHNICIAN TOOL KIT - METRIC ONLY

SP52505D DIAMOND BLACK

STARTER PROFESSIONAL TECHNICIAN TOOL KIT METRIC ONLY 230 PIECE

7 DRAWER TECH SERIES TOOL BOX 730W x 480D x 507H (mm)

FEATURES

- 25% thicker steel dog bone style frame construction offers maximum rigidity
- Dual gas strut lid stays
- Soft Close Drawers with heavy duty full extension ball bearing drawer slides
- SP Cliklok drawer locking system ensures drawers stay closed and secure
- Internal locking system for extra security
- Side storage compartments suitable for aerosol cans
- Corner protection

DRAWER DIMENSIONS

- 3x Drawers: 170w x 405d x 54h
- 2x Drawers: 570w x 405d x 54h
- 2x Drawers: 570w x 405d x 83h

FLAT DRIVE TECHNOLOGY

Perfectly flat spanner head surfaces allow for maximum contact between the spanner and the bolt or nut, maximising grip and enhancing applied torque



SP FLAT DRIVE SPANNER HEAD
 CONTACT AREA

CONTENTS

1/4" DR SOCKETS & ACCESSORIES

- (6pt) Sockets 4, 5, 6, 7, 8, 9, 10, 11, 12, 13 & 14mm
- (6pt) Deep Sockets 4, 5, 6, 7, 8, 9, 10, 11, 12, 13 & 14mm
- Bit Sockets - Hex 3, 4, 5 & 6mm, Torx T10, T15, T20 & T25
- Phillips #2 & #3, Slotted 4 & 6mm
- 60T Ratchet
- 150mm Flex Handle
- Universal Joint
- Extension Bars 50, 100 & 150mm
- Spinner Handle
- Socket Adaptor 1/4F*3/8M

3/8" DR SOCKETS & ACCESSORIES

- (12pt) Sockets 8, 9, 10, 11, 12, 13, 14, 15, 16, 17, 18, 19, 20, 21, 22, 23 & 24mm
- (12pt) Deep Sockets 8, 9, 10, 11, 12, 13, 14, 15, 16, 17, 18, 19, 20, 21, 22, 23 & 24mm
- Spark Plug Sockets 16 & 21mm
- Magnetic Spark Plug Socket 14mm
- E-Torx E6, E7, E8, E10, E11, E12, E14, E16 & E18
- Bit Sockets 6, 7, 8, 9 & 10 Hex, T27, T30, T40, T45 & T50 Torque
- 60T Ratchet
- 200mm Flex Handle
- Universal Joint
- Extension Bars 75, 150 & 250mm
- Socket Adaptors 3/8F*1/4M & 3/8F*1/2M

SPANNERS

- Combination Spanners - 6, 7, 8, 9, 10, 11, 12, 13, 14, 15, 16, 17, 18, 19, 20, 21, 22, 23 & 24mm
- Flare Nut Spanners - 10*11, 12*13, 14*17 & 19*22
- E Star Spanners - E6*E8, E10*E12, E14*E16 & E18*E20
- Double Ring Spanners - 8*10 & 9*11mm

TOOLS


- Hex Key Set - 1.5, 2, 2.5, 3, 4, 5, 6, 8 & 10mm
- Hex Key Set - 1/16, 5/64, 3/32, 1/8, 5/32, 3/16, 1/4, 5/16 & 3/8"
- Torque Set T-10, T-15, T-20, T-25, T-27, T-30, T-40, T-45 & T-50
- 31pc Ratchet Driver Set
- Screwdrivers Slotted - 6.5*38, 3.0*75, 5.5*100, 6.5*100, 6.5*150 with hex bolster, 8*150 with hex bolster
- Screwdrivers Phillips - #2*38, #0*75, #1*75, #2*100, #2*150 with hex bolster, #3*150 with hex bolster
- Adjustable Wrench & 3 Prong Filter Wrench
- Pliers - Combination, Long Nose, adjustable Joint, locking
- Diagonal Cutters
- Hammer Ball Pein & Feeler Gauge Set
- Tape Measure & Razor Scraper
- Pick Set & Pin Punch Set
- Safety Glasses and Ear Plugs
- 7 Drawer Tech Series Tool Box

CONTENTS GUIDE



QUAD DRIVE SPANNERS

SP Tools patented QUAD DRIVE open end offers 4 times the gripping power of a standard ROE spanner by wrapping around the fastener and maximising the contact on the flat sides of the fastener head, not the points



PATENTED

FLARE NUT RING END

SP Tools FLARE NUT spanners feature oversized spanner head surfaces that grip multiple sides of the fastener to reduce rounding. Ideal for use on soft fittings in aluminium, copper and brass on fuel, brake, air conditioning, diesel lines and diesel injectors



FLAT DRIVE RING END

SP Tools RING END spanners feature flat drive ring ends, making them the perfect spanner for getting to and loosening those tricky, hard to reach, often worn fasteners by increasing the contact area with the nut or bolt head



E-TORX DOUBLE RING END

SP Tools E-TORX spanners are ideal for applications where specialised E-Torx spanners are required, such as on most European car makes and models



25% THICKER STEEL

DOG BONE FRAME

FULL DRAWER EXTENSION

SOFT CLOSE

DUAL LAYER POWDER COAT

SECURE LOCK

LATEST COLOUR OPTIONS

Head over to the SP Tools website for LIMITED EDITION colour options.

WWW.SPTOOLS.COM

*Images are for illustration purposes only, contents may vary

TECH SERIES

SP TECHNICIANS TOOL KITS HAVE BEEN DEVELOPED IN CONJUNCTION WITH MANY CAR MANUFACTURERS TO ENABLE YOU TO SERVICE TODAY'S MODERN CARS.

KIT INCLUDES
QUAD DRIVE, FLARE NUT,
E-TORX & DOUBLE RING
SPANNERS

STAINLESS STEEL
WORK TOP



1030mm

745mm

480mm

PAPER TOWEL
HOLDER

DUAL FUNCTION
SIDE STORAGE
COMPARTMENT
OR BIN

HEAVY DUTY
CASTORS
2x Swivel & Lockable

EVA TOOL STORAGE
Spanners and sockets housed in EVA foam organiser trays

cliklok
Drawer locking system ensures drawers stay closed and secure

HEAVY DUTY FULL EXTENSION DRAWERS

CORNER PROTECTION

MAX **KG** LOAD
650KG

STARTER PROFESSIONAL TECHNICIAN TOOL KIT - METRIC ONLY

SP52525D DIAMOND BLACK

STARTER PROFESSIONAL TECHNICIAN TOOL KIT METRIC ONLY 230 PIECE

7 DRAWER TECH SERIES ROLL CAB.
745W x 480D x 807H (mm)
(1030H WITH CASTORS)

FEATURES

- 25% thicker steel dog bone style frame construction offers maximum rigidity
- Soft Close Drawers with heavy duty full extension ball bearing drawer slides
- SP Cliklok drawer locking system ensures drawers stay closed and secure
- Stainless steel worktop
- Internal locking system for extra security
- Side storage compartments suitable for aerosol cans
- Corner protection.
- Heavy duty castors - 2x lockable swivel
- Paper towel holder
- Side storage compartment/bin

DRAWER DIMENSIONS

- 3x Drawers: 570w x 405d x 54h
- 2x Drawers: 570w x 405d x 112h
- 2x Drawer: 570w x 405d x 170h

CONTENTS

1/4" DR SOCKETS & ACCESSORIES

- (6pt) Sockets 4, 5, 6, 7, 8, 9, 10, 11, 12, 13 & 14mm
- (6pt) Deep Sockets 4, 5, 6, 7, 8, 9, 10, 11, 12, 13 & 14mm
- Bit Sockets - Hex 3, 4, 5 & 6mm, Torx T10, T15, T20 & T25
- Phillips #2 & #3, Slotted 4 & 6mm
- 60T Ratchet
- 150mm Flex Handle
- Universal Joint
- Extension Bars 50, 100 & 150mm
- Spinner Handle
- Socket Adaptor 1/4F*3/8M

3/8" DR SOCKETS & ACCESSORIES

- (12pt) Sockets 8, 9, 10, 11, 12, 13, 14, 15, 16, 17, 18, 19, 20, 21, 22, 23 & 24mm
- (12pt) Deep Sockets 8, 9, 10, 11, 12, 13, 14, 15, 16, 17, 18, 19, 20, 21, 22, 23 & 24mm
- Spark Plug Sockets 16 & 21mm
- Magnetic Spark Plug Socket 14mm
- E-Torx E6, E7, E8, E10, E11, E12, E14, E16 & E18
- Bit Sockets 6, 7, 8, 9 & 10 Hex. T27, T30, T40, T45 & T50 Torque
- 60T Ratchet
- 200mm Flex Handle
- Universal Joint
- Extension Bars 75, 150 & 250mm
- Socket Adaptors 3/8F*1/4M & 3/8F*1/2M


SPANNERS

- Combination Spanners - 6, 7, 8, 9, 10, 11, 12, 13, 14, 15, 16, 17, 18, 19, 20, 21, 22, 23 & 24mm
- Flare Nut Spanners - 10*11, 12*13, 14*17 & 19*22
- E Star Spanners - E6*E8, E10*E12, E14*E16 & E18*E20
- Double Ring Spanners - 8*10 & 9*11mm

TOOLS


- Hex Key Set - 1.5, 2, 2.5, 3, 4, 5, 6, 8 & 10mm
- Hex Key Set - 1/16, 5/64, 3/32, 1/8, 5/32, 3/16, 1/4, 5/16 & 3/8"
- Torque Set T-10, T-15, T-20, T-25, T-27, T-30, T-40, T-45 & T-50
- 31pc Ratchet Driver Set
- Screwdrivers Slotted - 6.5*38, 3.0*75, 5.5*100, 6.5*100, 6.5*150 with hex bolster, 8*150 with hex bolster
- Screwdrivers Phillips - #2*38, #0*75, #1*75, #2*100, #2*150 with hex bolster, #3*150 with hex bolster
- Adjustable Wrench & 3 Prong Filter Wrench
- Pliers - Combination, Long Nose, adjustable Joint, locking
- Diagonal Cutters
- Hammer Ball Pein & Feeler Gauge Set
- Tape Measure & Razor Scraper
- Pick Set & Pin Punch Set
- Safety Glasses and Ear Plugs
- 7 Drawer Tech Series Roller Cabinet

CONTENTS GUIDE



QUAD DRIVE SPANNERS


SP Tools patented QUAD DRIVE open end offers 4 times the gripping power of a standard ROE spanner by wrapping around the fastener and maximising the contact on the flat sides of the fastener head, not the points



PATENTED

FLARE NUT RING END

SP Tools FLARE NUT spanners feature oversized spanner head surfaces that grip multiple sides of the fastener to reduce rounding. Ideal for use on soft fittings in aluminium, copper and brass on fuel, brake, air conditioning, diesel lines and diesel injectors



FLAT DRIVE RING END

SP Tools RING END spanners feature flat drive ring ends, making them the perfect spanner for getting to and loosening those tricky, hard to reach, often worn fasteners by increasing the contact area with the nut or bolt head



E-TORX DOUBLE RING END

SP Tools E-TORX spanners are ideal for applications where specialised E-Torx spanners are required, such as on most European car makes and models



25% THICKER STEEL

DOG BONE FRAME

FULL DRAWER EXTENSION

SOFT CLOSE

DUAL LAYER POWDER COAT

SECURE LOCK

LATEST COLOUR OPTIONS

Head over to the SP Tools website for LIMITED EDITION colour options.

WWW.SPTOOLS.COM

*Images are for illustration purposes only, contents may vary

745mm

TECH SERIES

SP TECHNICIANS TOOL KITS HAVE BEEN DEVELOPED IN CONJUNCTION WITH MANY CAR MANUFACTURERS TO ENABLE YOU TO SERVICE TODAY'S MODERN CARS.

DUAL GAS STRUT LID STAYS

SIDE STORAGE COMPARTMENTS
Suitable for aerosol cans

1520mm

PAPER TOWEL HOLDER

DUAL FUNCTION SIDE STORAGE COMPARTMENT OR BIN

480mm

HEAVY DUTY CASTORS
2x Swivel & Lockable

KIT INCLUDES
QUAD DRIVE, FLARE NUT,
E-TORX & DOUBLE RING
SPANNERS



EVA TOOL STORAGE
Spanners and sockets housed in EVA foam organiser trays

cliklok
Drawer locking system ensures drawers stay closed and secure

HEAVY DUTY FULL EXTENSION DRAWERS

CORNER PROTECTION

MAX **KG** LOAD
650KG

TRADE TECHNICIAN TOOL KIT - METRIC ONLY

SP52535D DIAMOND BLACK

TRADE TECHNICIAN TOOL KIT METRIC ONLY 269 PIECE

14 DRAWER TECH SERIES TOOL BOX & ROLLER CABINET COMBO
745w x 480d x 1390h (mm)
(1520h with castors)

FEATURES

- 25% thicker steel dog bone style frame construction offers maximum rigidity
- Dual gas strut lid stays
- Soft Close Drawers with heavy duty full extension ball bearing drawer slides
- SP Cliklok drawer locking system ensures drawers stay closed and secure
- Internal locking system for extra security
- Side storage compartments suitable for aerosol cans
- Corner protection
- Heavy duty castors - 2x lockable swivel
- Paper towel holder
- Side storage compartment/bin

DIMENSIONS

7 Drawer Tech Series Tool Box
730w x 480d x 507h (mm)
Drawers Dimensions: (mm)
• 3x Drawers: 170w x 405d x 54h
• 2x Drawers: 570w x 405d x 54h
• 2x Drawers: 570w x 405d x 83h

7 Drawer Tech Series Roller Cabinet
745w x 480d x 1030h (mm)
Drawers Dimensions:
• 3x Drawers: 570w x 405d x 54h
• 2x Drawers: 570w x 405d x 112h
• 2x Drawer: 570w x 405d x 170h

TECH SOCKETS & ACCS.

- Includes Tech Series sockets and accessories are manufactured from high grade CR-V



One piece steel handle, reversible compact head ratchets feature specially strengthened ratchet gear teeth to sustain maximum applied torque

CONTENTS

1/4" DR SOCKETS & ACCESSORIES

- (6pt) Sockets 4, 5, 6, 7, 8, 9, 10, 11, 12, 13 & 14mm
- (6pt) Deep Sockets 4, 5, 6, 7, 8, 9, 10, 11, 12, 13 & 14mm
- Bit Sockets - Hex 3, 4, 5 & 6mm, Torx T10, T15, T20 & T25 Phillips #2 & #3, Slotted 4 & 6mm
- 60T Ratchet
- 150mm Flex Handle
- Universal Joint
- Extension Bars 50, 100 & 150mm
- Spinner Handle
- Socket Adaptor 1/4F*3/8M

3/8" DR SOCKETS & ACCESSORIES

- (12pt) Sockets 8, 9, 10, 11, 12, 13, 14, 15, 16, 17, 18, 19, 20, 21, 22, 23 & 24mm
- (12pt) Deep Sockets 8, 9, 10, 11, 12, 13, 14, 15, 16, 17, 18, 19, 20, 21, 22, 23 & 24mm
- Spark Plug Sockets 16 & 21mm
- Magnetic Spark Plug Socket 14mm
- E-Torx E6, E7, E8, E10, E11, E12, E14, E16 & E18
- Bit Sockets 6, 7, 8, 9 & 10 Hex. T27, T30, T40, T45 & T50 Torque
- 60T Ratchet
- 200mm Flex Handle
- Universal Joint
- Extension Bars 75, 150 & 250mm
- Socket Adaptors 3/8F*1/4M & 3/8F*1/2M

1/2" DR SOCKETS & ACCESSORIES

- (6pt) Sockets 19, 20, 21, 22, 23, 24, 27, 30, 32 & 36mm
- 60T Ratchet
- 250mm Flex Handle
- Universal Joint
- Extension Bars 75 & 125mm
- Impact (Deep) 10, 12, 13, 14 & 18mm
- Impact Wheel Nut (Deep) 14, 17, 19, 21, 22 & 24mm
- Impact Extension Bars 75 & 125mm
- Impact Universal Joint

SPANNERS

- Combination Spanners - 6, 7, 8, 9, 10, 11, 12, 13, 14, 15, 16, 17, 18, 19, 20, 21, 22, 23 & 24mm
- Flare Nut Spanners - 10*11, 12*13, 14*17 & 19*22
- E Star Spanners - E6*E8, E10*E12, E14*E16 & E18*E20
- Double Ring Spanners - 8*10 & 9*11mm

TOOLS

- Hex Key Set - 1.5, 2, 2.5, 3, 4, 5, 6, 8 & 10mm
- Hex Key Set - 1/16, 5/64, 3/32, 1/8, 5/32, 3/16, 1/4, 5/16 & 3/8"
- Torx Key Set T-10, T-15, T-20, T-25, T-27, T-30, T-40, T-45 & T-50
- 31pc Ratchet Driver Set
- Screwdrivers Slotted - 6.5*38, 3.0*75, 5.5*100, 6.5*100, 6.5*150 with hex bolster, 8*150 with hex bolster
- Screwdrivers Phillips - #2*38, #0*75, #1*75, #2*100, #2*150 with hex bolster, #3*150 with hex bolster
- Adjustable Wrench & 3 Prong Filter Wrench
- Pliers - Combination, Long Nose, adjustable Joint, locking
- Diagonal Cutters
- Hammer Ball Pein & Feeler Gauge Set
- Tape Measure & Razor Scraper
- Pick Set, Trim Removal Set & Pin Punch Set
- Safety Glasses and Ear Plugs
- Inspection Mirror and Pick Up Tool
- Digital Multimeter
- LED magbase Work Light
- Air Duster
- 7 Drawer Tech Series Tool Box
- 7 Drawer Tech Series Roller Cabinet

IMPACT SOCKETS & ACCESSORIES.

Kit includes deep impact sockets and extension bars commonly used in the automotive service and repair industry. All SP impact sockets and accessories feature Flat Drive Technology for maximum contact and grip, manufactured from premium quality, high strength Chrome Molybdenum steel (Cr-Mo) for extreme durability and to DIN standards

CONTENTS GUIDE



25% THICKER STEEL

DOG BONE FRAME

FULL DRAWER EXTENSION

SOFT CLOSE

DUAL LAYER POWDER COAT

SECURE LOCK

LATEST COLOUR OPTIONS

Head over to the SP Tools website for LIMITED EDITION colour options.

WWW.SPTOOLS.COM

*Images are for illustration purposes only, contents may vary

TECH SERIES

WIDE SERIES

SP TECHNICIANS TOOL KITS HAVE BEEN DEVELOPED IN CONJUNCTION WITH MANY CAR MANUFACTURERS TO ENABLE YOU TO SERVICE TODAY'S MODERN CARS.

KIT INCLUDES
**QUAD DRIVE, FLARE NUT,
 E-TORX & DOUBLE RING
 SPANNERS**



STAINLESS STEEL
 WORK TOP

DEEP TOP DRAWER
 Full Length

1145mm

1030mm

480mm

PAPER TOWEL
 HOLDER

CORNER
 PROTECTION

DUAL FUNCTION
 SIDE STORAGE
 COMPARTMENT
 OR BIN

HEAVY DUTY
 CASTORS
 2x Swivel & Lockable

HEAVY DUTY
 FULL EXTENSION
 DRAWERS

EVA TOOL STORAGE
 Spanners and sockets housed in EVA foam organiser trays

cliklok
 Drawer locking system ensures drawers stay closed and secure

MAX **KG** LOAD
650KG

TRADE TECHNICIAN TOOL KIT - METRIC ONLY

SP52635D DIAMOND BLACK

TRADE TECHNICIAN TOOL KIT METRIC ONLY 268 PIECE

13 DRAWER TECH SERIES ROLL CAB.
 1145W x 480D x 870H (mm)
 (1030H WITH CASTORS)

FEATURES

- 25% thicker steel dog bone style frame construction offers maximum rigidity
- Soft Close Drawers with heavy duty full extension ball bearing drawer slides
- Stainless steel worktop
- SP Cliklok drawer locking system ensures drawers stay closed and secure
- Internal locking system for extra security
- Side storage compartments suitable for aerosol cans
- Corner protection
- Heavy duty castors - 2x lockable swivel
- Paper towel holder
- Side storage compartment/bin

DRAWER DIMENSIONS

- 1x Drawer: 937w x 405d x 130h
- 5x Drawers: 570w x 405d x 54h
- 1x Drawer: 570w x 405d x 112h
- 1x Drawer: 570w x 405d x 170h
- 3x Drawers: 313w x 405d x 54h
- 1x Drawer: 313w x 405d x 112h
- 1x Drawer: 313w x 405d x 286h

TECH SOCKETS & ACCS.

- Includes Tech Series sockets and accessories are manufactured from high grade CR-V steel
- One piece steel handle, reversible compact head ratchets feature specially strengthened ratchet gear teeth to sustain maximum applied torque
- Tough triple chrome, high polish finishes provide for an easy clean-up
- Twin knurling on sockets allows for improved grip, especially useful in oily/greasy conditions



CONTENTS

1/4" DR SOCKETS & ACCESSORIES

- (6pt) Sockets 4, 5, 6, 7, 8, 9, 10, 11, 12, 13 & 14mm
- (6pt) Deep Sockets 4, 5, 6, 7, 8, 9, 10, 11, 12, 13 & 14mm
- Bit Sockets - Hex 3, 4, 5 & 6mm, Torx T10, T15, T20 & T25 Phillips #2 & #3, Slotted 4 & 6mm
- 60T Ratchet
- 150mm Flex Handle
- Universal Joint
- Extension Bars 50, 100 & 150mm
- Spinner Handle
- Socket Adaptor 1/4F*3/8M

3/8" DR SOCKETS & ACCESSORIES

- (12pt) Sockets 8, 9, 10, 11, 12, 13, 14, 15, 16, 17, 18, 19, 20, 21, 22, 23 & 24mm
- (12pt) Deep Sockets 8, 9, 10, 11, 12, 13, 14, 15, 16, 17, 18, 19, 20, 21, 22, 23 & 24mm
- Spark Plug Sockets 16 & 21mm
- Magnetic Spark Plug Socket 14mm
- E-Torx E6, E7, E8, E10, E11, E12, E14, E16 & E18
- Bit Sockets 6, 7, 8, 9 & 10 Hex. T27, T30, T40, T45 & T50 Torque
- 60T Ratchet
- 200mm Flex Handle
- Universal Joint
- Extension Bars 75, 150 & 250mm
- Socket Adaptors 3/8F*1/4M & 3/8F*1/2M

1/2" DR SOCKETS & ACCESSORIES

- (6pt) Sockets 19, 20, 21, 22, 23, 24, 27, 30, 32 & 36mm
- 60T Ratchet
- 250mm Flex Handle
- Universal Joint
- Extension Bars 75 & 125mm
- Impact (Deep) 10, 12, 13, 14 & 18mm
- Impact Wheel Nut (Deep) 14, 17, 19, 21, 22 & 24mm
- Impact Extension Bars 75 & 125mm
- Impact Universal Joint

SPANNERS

- Combination Spanners - 6, 7, 8, 9, 10, 11, 12, 13, 14, 15, 16, 17, 18, 19, 20, 21, 22, 23 & 24mm
- Flare Nut Spanners - 10*11, 12*13, 14*17 & 19*22
- E Star Spanners - E6*E8, E10*E12, E14*E16 & E18*E20
- Double Ring Spanners - 8*10 & 9*11mm


TOOLS

- Hex Key Set - 1.5, 2, 2.5, 3, 4, 5, 6, 8 & 10mm
- Hex Key Set - 1/16, 5/64, 3/32, 1/8, 5/32, 3/16, 1/4, 5/16 & 3/8"
- Torx Key Set T-10, T-15, T-20, T-25, T-27, T-30, T-40, T-45 & T-50
- 31pc Ratchet Driver Set
- Screwdrivers Slotted - 6.5*38, 3.0*75, 5.5*100, 6.5*100, 6.5*150 with hex bolster, 8*150 with hex bolster
- Screwdrivers Phillips - #2*38, #0*75, #1*75, #2*100, #2*150 with hex bolster, #3*150 with hex bolster
- Adjustable Wrench & 3 Prong Filter Wrench
- Pliers - Combination, Long Nose, adjustable Joint, locking
- Diagonal Cutters
- Hammer Ball Pein & Feeler Gauge Set
- Tape Measure & Razor Scraper
- Pick Set, Trim Removal Set & Pin Punch Set
- Safety Glasses and Ear Plugs
- Inspection Mirror and Pick Up Tool
- Digital Multimeter
- LED magbase Work Light
- Air Duster
- 13 Drawer Tech Series Roller Cabinet

IMPACT SOCKETS & ACCESSORIES.

Kit includes deep impact sockets and extension bars commonly used in the automotive service and repair industry. All SP impact sockets and accessories feature Flat Drive Technology for maximum contact and grip, manufactured from premium quality, high strength Chrome Molybdenum steel (Cr-Mo) for extreme durability and to DIN standards

CONTENTS GUIDE



25% THICKER STEEL

DOG BONE FRAME

FULL DRAWER EXTENSION

SOFT CLOSE

DUAL LAYER POWDER COAT

SECURE LOCK

LATEST COLOUR OPTIONS

Head over to the SP Tools website for LIMITED EDITION colour options.

WWW.SPTOOLS.COM

*Images are for illustration purposes only, contents may vary





TECH SERIES

SP TECHNICIANS TOOL KITS HAVE BEEN DEVELOPED IN CONJUNCTION WITH MANY CAR MANUFACTURERS TO ENABLE YOU TO SERVICE TODAY'S MODERN CARS.

KIT INCLUDES
**QUAD DRIVE, FLARE NUT,
 E-TORX & DOUBLE RING
 SPANNERS**



EVA TOOL STORAGE

Spanners and sockets housed in EVA foam organiser trays

CORNER PROTECTION

cliklok

Drawer locking system ensures drawers stay closed and secure

HEAVY DUTY FULL EXTENSION DRAWERS

MAX **KG** LOAD
650KG

MASTER TECHNICIAN TOOL KIT - METRIC ONLY

SP52565D DIAMOND BLACK

MASTER TECHNICIAN TOOL KIT METRIC ONLY 293 PIECE

14 DRAWER TECH SERIES TOOL BOX & ROLLER CABINET COMBO
 745w x 480d x 1390h (mm)
 (1520h with castors)

FEATURES

- 25% thicker steel dog bone style frame construction offers maximum rigidity
- Dual gas strut lid stays
- Soft Close Drawers with heavy duty full extension ball bearing drawer slides
- SP Cliklok drawer locking system ensures drawers stay closed and secure
- Internal locking system for extra security
- Side storage compartments suitable for aerosol cans
- Corner protection
- Heavy duty castors - 2x lockable swivel
- Paper towel holder
- Side storage compartment/bin

DIMENSIONS

7 Drawer Tech Series Tool Box
 730w x 480d x 507h (mm)
 Drawers Dimensions: (mm)
 • 3x Drawers: 170w x 405d x 54h
 • 2x Drawers: 570w x 405d x 54h
 • 2x Drawers: 570w x 405d x 83h

7 Drawer Tech Series Roller Cabinet
 745w x 480d x 1030h (mm)
 Drawers Dimensions:
 • 3x Drawers: 570w x 405d x 54h
 • 2x Drawers: 570w x 405d x 112h
 • 2x Drawer: 570w x 405d x 170h

TECH SOCKETS & ACCS.

- Includes Tech Series sockets and accessories are manufactured from high grade CR-V



One piece steel handle, reversible compact head ratchets feature specially strengthened ratchet gear teeth to sustain maximum applied torque

CONTENTS

1/4" DR SOCKETS & ACCESSORIES

- (6pt) Sockets 4, 5, 6, 7, 8, 9, 10, 11, 12, 13 & 14mm
- (6pt) Deep Sockets 4, 5, 6, 7, 8, 9, 10, 11, 12, 13 & 14mm
- Bit Sockets - Hex 3, 4, 5 & 6mm, Torx T10, T15, T20 & T25
- Phillips #2 & #3, Slotted 4 & 6mm
- 60T Ratchet
- 150mm Flex Handle
- Universal Joint
- Extension Bars 50, 100 & 150mm
- Spinner Handle
- Socket Adaptor 1/4F*3/8M

3/8" DR SOCKETS & ACCESSORIES

- (12pt) Sockets 8, 9, 10, 11, 12, 13, 14, 15, 16, 17, 18, 19, 20, 21, 22, 23 & 24mm
- (12pt) Deep Sockets 8, 9, 10, 11, 12, 13, 14, 15, 16, 17, 18, 19, 20, 21, 22, 23 & 24mm
- Spark Plug Sockets 16 & 21mm
- Magnetic Spark Plug Socket 14mm
- E-Torx E6, E7, E8, E10, E11, E12, E14, E16 & E18
- Bit Sockets 6, 7, 8, 9 & 10 Hex, T27, T30, T40, T45 & T50 Torque
- 60T Ratchet
- 200mm Flex Handle
- Universal Joint
- Extension Bars 75, 150 & 250mm
- Socket Adaptors 3/8F*1/4M & 3/8F*1/2M

1/2" DR SOCKETS & ACCESSORIES

- (6pt) Sockets 19, 20, 21, 22, 23, 24, 27, 30, 32 & 36mm
- 60T Ratchet
- 250mm Flex Handle
- Universal Joint
- Extension Bars 75 & 125mm
- Impact (Deep) 10, 12, 13, 14 & 18mm
- Impact Wheel Nut (Deep) 14, 17, 19, 21, 22 & 24mm
- Impact Extension Bars 75 & 125mm
- Impact Universal Joint

SPANNERS

- Combination Spanners - 6, 7, 8, 9, 10, 11, 12, 13, 14, 15, 16, 17, 18, 19, 20, 21, 22, 23 & 24mm
- Flare Nut Spanners - 10*11, 12*13, 14*17 & 19*22
- E Star Spanners - E6*E8, E10*E12, E14*E16 & E18*E20
- Double Ring Spanners - 8*10 & 9*11mm

TOOLS

- Hex Key Set - 1.5, 2, 2.5, 3, 4, 5, 6, 8 & 10mm
- Hex Key Set - 1/16, 5/64, 3/32, 1/8, 5/32, 3/16, 1/4, 5/16 & 3/8"
- Torx Set T-10, T-15, T-20, T-25, T-27, T-30, T-40, T-45 & T-50
- 31pc Ratchet Driver Set
- Screwdrivers Slotted - 6.5*38, 3.0*75, 5.5*100, 6.5*100, 6.5*150 with hex bolster, 8*150 with hex bolster
- Screwdrivers Phillips - #2*38, #0*75, #1*75, #2*100, #2*150 with hex bolster, #3*150 with hex bolster
- Precision Screwdrivers - 2.0x50, 2.5x50, 3.0x50, #0x50, #00x50 & #000x50mm
- Adjustable Wrenches & 3 Prong Filter Wrench
- Pliers - Combination, Long Nose, adjustable Joint, locking & Circlip (4)
- Diagonal Cutters
- Hammers Ball Pein, Soft/Hard Head
- Feeler Gauge Set
- Tape Measure & Razor Scraper
- Pick Set & Trim Removal Set
- Chisel & Pin Punch Set
- Hacksaw & Knife
- Safety Glasses and Ear Plugs
- Inspection Mirror and Pick Up Tool
- Digital Multimeter and Circuit Tester
- Torque Wrench
- Magnetic Parts Tray
- General Purpose Gloves
- LED Magbase Work Light
- Air Impact Wrench
- Air Ratchet Wrench
- Air Duster
- 7 Drawer Tech Series Tool Box
- 7 Drawer Tech Series Roller Cabinet

CONTENTS GUIDE



25%
THICKER STEEL

DOG BONE FRAME

FULL DRAWER EXTENSION

SOFT CLOSE

SECURE LOCK

➤ LATEST COLOUR OPTIONS

Head over to the SP Tools website for LIMITED EDITION colour options.

WWW.SPTOOLS.COM

*Images are for illustration purposes only, contents may vary

TECH SERIES

WIDE SERIES

SP TECHNICIANS TOOL KITS HAVE BEEN DEVELOPED IN CONJUNCTION WITH MANY CAR MANUFACTURERS TO ENABLE YOU TO SERVICE TODAY'S MODERN CARS.

KIT INCLUDES
 QUAD DRIVE, FLARE NUT,
 E-TORX & DOUBLE RING
 SPANNERS



STAINLESS STEEL
 WORK TOP

DEEP TOP DRAWER
 Full Length

1145mm

1030mm

480mm

PAPER TOWEL
 HOLDER

CORNER
 PROTECTION

DUAL FUNCTION
 SIDE STORAGE
 COMPARTMENT
 OR BIN

HEAVY DUTY
 CASTORS
 2x Swivel & Lockable

HEAVY DUTY
 FULL EXTENSION
 DRAWERS

EVA TOOL STORAGE
 Spanners and sockets
 housed in EVA foam
 organiser trays

clikklok
 Drawer locking system
 ensures drawers stay
 closed and secure

MAX **KG** LOAD
650KG

MASTER TECHNICIAN TOOL KIT - METRIC ONLY

SP52665D DIAMOND BLACK

MASTER TECHNICIAN TOOL KIT METRIC ONLY 292 PIECE

13 DRAWER TECH SERIES ROLL CAB.
 1145W x 480D x 870H (mm)
 (1030H WITH CASTORS)

FEATURES

- 25% thicker steel dog bone style frame construction offers maximum rigidity
- Soft Close Drawers with heavy duty full extension ball bearing drawer slides
- Stainless steel worktop
- SP Clikklok drawer locking system ensures drawers stay closed and secure
- Internal locking system for extra security
- Side storage compartments suitable for aerosol cans
- Corner protection
- Heavy duty castors - 2x lockable swivel
- Paper towel holder
- Side storage compartment/bin

DRAWER DIMENSIONS

- 1x Drawer: 937w x 405d x 130h
- 5x Drawers: 570w x 405d x 54h
- 1x Drawer: 570w x 405d x 112h
- 1x Drawer: 570w x 405d x 170h
- 3x Drawers: 313w x 405d x 54h
- 1x Drawer: 313w x 405d x 112h
- 1x Drawer: 313w x 405d x 286h

TECH SOCKETS & ACCS.

- Includes Tech Series sockets and accessories are manufactured from high grade CR-V steel
- One piece steel handle, reversible compact head ratchets feature specially strengthened ratchet gear teeth to sustain maximum applied torque
- Tough triple chrome, high polish finishes provide for an easy clean-up
- Twin knurling on sockets allows for improved grip, especially useful in oily/greasy conditions



CONTENTS

1/4"DR SOCKETS & ACCESSORIES

- (6pt) Sockets 4, 5, 6, 7, 8, 9, 10, 11, 12, 13 & 14mm
- (6pt) Deep Sockets 4, 5, 6, 7, 8, 9, 10, 11, 12, 13 & 14mm
- Bit Sockets - Hex 3, 4, 5 & 6mm, Torx T10, T15, T20 & T25
- Phillips #2 & #3, Slotted 4 & 6mm
- 60T Ratchet
- 150mm Flex Handle
- Universal Joint
- Extension Bars 50, 100 & 150mm
- Spinner Handle
- Socket Adaptor 1/4F*3/8M

3/8"DR SOCKETS & ACCESSORIES

- (12pt) Sockets 8, 9, 10, 11, 12, 13, 14, 15, 16, 17, 18, 19, 20, 21, 22, 23 & 24mm
- (12pt) Deep Sockets 8, 9, 10, 11, 12, 13, 14, 15, 16, 17, 18, 19, 20, 21, 22, 23 & 24mm
- Spark Plug Sockets 16 & 21mm
- Magnetic Spark Plug Socket 14mm
- E-Torx E6, E7, E8, E10, E11, E12, E14, E16 & E18
- Bit Sockets 6, 7, 8, 9 & 10 Hex. T27, T30, T40, T45 & T50 Torque
- 60T Ratchet
- 200mm Flex Handle
- Universal Joint
- Extension Bars 75, 150 & 250mm
- Socket Adaptors 3/8F*1/4M & 3/8F*1/2M

1/2"DR SOCKETS & ACCESSORIES

- (6pt) Sockets 19, 20, 21, 22, 23, 24, 27, 30, 32 & 36mm
- 60T Ratchet
- 250mm Flex Handle
- Universal Joint
- Extension Bars 75 & 125mm
- Impact (Deep) 10, 12, 13, 14 & 18mm
- Impact Wheel Nut (Deep) 14, 17, 19, 21, 22 & 24mm
- Impact Extension Bars 75 & 125mm
- Impact Universal Joint

SPANNERS

- Combination Spanners - 6, 7, 8, 9, 10, 11, 12, 13, 14, 15, 16, 17, 18, 19, 20, 21, 22, 23 & 24mm
- Flare Nut Spanners - 10*11, 12*13, 14*17 & 19*22
- E Star Spanners - E6*E8, E10*E12, E14*E16 & E18*E20
- Double Ring Spanners - 8*10 & 9*11mm

TOOLS

- Hex Key Set - 1.5, 2, 2.5, 3, 4, 5, 6, 8 & 10mm
- Hex Key Set - 1/16, 5/64, 3/32, 1/8, 5/32, 3/16, 1/4, 5/16 & 3/8"
- Torx Set T-10, T-15, T-20, T-25, T-27, T-30, T-40, T-45 & T-50
- 31pc Ratchet Driver Set
- Screwdrivers Slotted - 6.5*38, 3.0*75, 5.5*100, 6.5*100, 6.5*150 with hex bolster, 8*150 with hex bolster
- Screwdrivers Phillips - #2*38, #0*75, #1*75, #2*100, #2*150 with hex bolster, #3*150 with hex bolster
- Precision Screwdrivers - 2.0x50, 2.5x50, 3.0x50, #0x50 & #00x50mm
- Adjustable Wrenches & 3 Prong Filter Wrench
- Pliers - Combination, Long Nose, adjustable Joint, locking & Circlip (4)
- Diagonal Cutters
- Hammers Ball Pein, Soft/Hard Head
- Feeler Gauge Set
- Tape Measure & Razor Scraper
- Pick Set & Trim Removal Set
- Chisel & Pin Punch Set
- Hacksaw & Knife
- Safety Glasses and Ear Plugs
- Inspection Mirror and Pick Up Tool
- Digital Multimeter and Circuit Tester
- Torque Wrench
- Magnetic Parts Tray
- General Purpose Gloves
- LED Magbase Work Light
- Air Impact Wrench
- Air Ratchet Wrench
- Air Duster
- 13 Drawer Tech Series Roller Cabinet

CONTENTS GUIDE



25%
 THICKER STEEL

DOG BONE
 FRAME

FULL DRAWER
 EXTENSION

SOFT
 CLOSE

SECURE
 LOCK

LATEST COLOUR OPTIONS

Head over to the SP Tools website for LIMITED EDITION colour options.

WWW.SPTOOLS.COM

*Images are for illustration purposes only, contents may vary

TECH SERIES



**KIT INCLUDES
QUAD DRIVE & FLARE
NUT SPANNERS**



**EVA TOOL
STORAGE**

Spanners and sockets housed in EVA foam organiser trays



Drawer locking system ensures drawers stay closed and secure

**DUAL GAS STRUT
LID STAYS**

507mm

480mm

**SIDE STORAGE
COMPARTMENTS**
Suitable for aerosol cans

**CORNER
PROTECTION**

**SOFT CLOSE
DRAWERS**

**HEAVY DUTY
FULL EXTENSION
DRAWERS**

NEED MORE STORAGE?

This tool kit is available with a 7 drawer roller cabinet. Turn to the next page.

SP52255D DIAMOND BLACK

TECH SERIES TOOL KIT METRIC & SAE 251 PIECE

**7 DRAWER TECH SERIES TOOL BOX
730W x 480D x 507H (mm)**

FEATURES

- 25% thicker steel dog bone style frame construction offers maximum rigidity
- Dual gas strut lid stays
- Soft Close Drawers with heavy duty full extension ball bearing drawer slides
- SP CliKlok drawer locking system ensures drawers stay closed and secure
- Internal locking system for extra security
- Side storage compartments suitable for aerosol cans
- Corner protection

DRAWER DIMENSIONS

- 3x Drawers: 170w x 405d x 54h
- 2x Drawers: 570w x 405d x 54h
- 2x Drawers: 570w x 405d x 83h

TECH SOCKETS & ACCS.



- Includes Tech Series sockets and accessories are manufactured from high grade CR-V steel
- One piece steel handle, reversible compact head ratchets feature specially strengthened ratchet gear teeth to sustain maximum applied torque
- Tough triple chrome, high polish finishes provide for an easy clean-up
- Twin knurling on sockets allows for improved grip, especially useful in oily/greasy conditions

CONTENTS

1/4" DR SOCKETS & ACCESSORIES

- 12pt - 4, 5, 6, 7, 8, 9, 10, 11, 12, 13 & 14mm
- 12pt - 3/16, 7/32, 1/4, 9/32, 5/16, 11/32, 3/8, 7/16, 1/2 & 9/16"
- Inhex - 3, 4, 5 & 6mm, 1/8, 5/32, 3/16, 7/32 & 1/4"
- Torx - T10, T15, T20 & T25
- 72T Ratchet, Flex Handle & Universal Joint
- Wobble Extension Bars - 50 & 150mm

3/8" DR SOCKETS & ACCESSORIES

- 12pt - 6, 7, 8, 9, 10, 11, 12, 13, 14, 15, 16, 17, 18, 19, 20, 21 & 22mm
- 12pt - 1/4, 5/16, 3/8, 7/16, 1/2, 9/16, 5/8, 11/16, 3/4, 13/16 & 7/8"
- Deep - 10, 11, 12, 13, 14, 15, 16, 17, 18 & 19mm
- Deep - 5/16, 3/8, 7/16, 1/2, 9/16, 5/8, 11/16 & 3/4"
- Inhex - 6, 7, 8, 9 & 10mm, 3/16, 7/32, 1/4, 5/16 & 3/8"
- Torx - T27, T30, T40, T45, T50 & T55 + 3/8Fx1/4M Adapter
- Spark Plug Sockets - 5/8 & 13/16"
- 48T Ratchet, Flex Handle & Universal Joint
- Wobble Extension Bars - 75 & 150mm
- Adaptors - 3/8Fx1/4M & 3/8Fx1/2M

1/2" DR SOCKETS & ACCESSORIES

- 12pt - 10, 11, 12, 13, 14, 15, 16, 17, 18, 19, 20, 21, 22, 23, 24, 26, 27, 30 & 32mm
- 12pt - 3/8, 7/16, 1/2, 9/16, 5/8, 11/16, 3/4, 13/16, 7/8, 15/16, 1, 1-1/16, 1-1/8, 1-3/16 & 1-1/4"
- Spark Plug Sockets - 5/8 & 13/16"
- 48T Ratchet, Flex Handle & Universal Joint
- Wobble Extension Bars - 75 & 125mm
- Adaptor - 1/2Fx3/8M

SPANNERS

- Combination Quad Drive - 6, 7, 8, 9, 10, 11, 12, 13, 14, 15, 16, 17, 18 & 19mm
- Combination Quad Drive - 1/4, 5/16, 3/8, 7/16, 1/2, 9/16, 5/8, 11/16, 3/4, 13/16 & 7/8"
- Flare Nut - 10x11, 12x13, 14x17 & 19x22mm
- Flare Nut - 3/8x7/16, 1/2x9/16, 5/8x11/16 & 3/4x7/8"

TOOLS

- Screwdrivers - 3.0x75, 5.5x100, 6.5x38, 6.5x100, 6.5x150 & 8.0x150mm
- Screwdrivers - #0x75, #1x75, #2x38, #2x100, #2x150 & #3x150mm
- Precision - 2.0x50, 2.5x50, 3.0x50, #0x50, #00x50 & #000x50mm
- Hex Keys - 1.5, 2, 2.5, 3, 4, 5, 6, 8 & 10mm
- Hex Keys - 1/16, 5/64, 3/32, 1/8, 5/32, 3/16, 1/4, 5/16 & 3/8"
- Ratchet Driver Bit Set - SL4.5, SL7, PH1, PH2, PH3, T15, T20 & Bit Driver
- Pliers - Combination, Long Nose, Multigrip & Locking
- Cutters - Diagonal
- Adjustable Wrench
- Hammer - Ball Pein
- Hacksaw & Tape Measure
- Pry Bar Set - 4pc
- Mini Brush Set - 3pc
- Hook/Pick Set - 4pc
- 7 Drawer Tech Series Tool Box

QUAD DRIVE SPANNERS


SP Tools patented QUAD DRIVE open end offers 4 times the gripping power of a standard ROE spanner by wrapping around the fastener and maximising the contact on the flat sides of the fastener head, not the points




PATENTED

FLARE NUT RING END

SP Tools FLARE NUT spanners feature oversized spanner head surfaces that grip multiple sides of the fastener to reduce rounding. Ideal for use on soft fittings in aluminium, copper and brass on fuel, brake, air conditioning, diesel lines and diesel injectors



CONTENTS GUIDE



**25%
THICKER STEEL**

**DOG BONE
FRAME**

**FULL DRAWER
EXTENSION**

SOFT CLOSE

**DUAL LAYER
POWDER COAT**

**SECURE
LOCK**

LATEST COLOUR OPTIONS

Head over to the SP Tools website for LIMITED EDITION colour options.

WWW.SPTOOLS.COM

*Images are for illustration purposes only, contents may vary



TECH SERIES

DUAL GAS STRUT LID STAYS

SIDE STORAGE COMPARTMENTS
Suitable for aerosol cans

PAPER TOWEL HOLDER

DUAL FUNCTION SIDE STORAGE COMPARTMENT OR BIN

HEAVY DUTY CASTORS
2x Swivel & Lockable

KIT INCLUDES
QUAD DRIVE & FLARE NUT SPANNERS

EVA TOOL STORAGE
Spanners and sockets housed in EVA foam organiser trays

cliklok
Drawer locking system ensures drawers stay closed and secure

HEAVY DUTY FULL EXTENSION DRAWERS

CORNER PROTECTION

MAX **KG** LOAD
650KG

TECH SERIES TOOL KIT - METRIC & SAE

SP52265D DIAMOND BLACK
TECH SERIES TOOL KIT METRIC & SAE 252 PIECE

14 DRAWER TECH SERIES TOOL BOX & ROLLER CABINET COMBO
745w x 480d x 1390h (mm)
(1520h with castors)


- FEATURES**
- 25% thicker steel dog bone style frame construction offers maximum rigidity
 - Dual gas strut lid stays
 - Soft Close Drawers with heavy duty full extension ball bearing drawer slides
 - SP Cliklok drawer locking system ensures drawers stay closed and secure
 - Internal locking system for extra security
 - Side storage compartments suitable for aerosol cans
 - Corner protection
 - Heavy duty castors - 2x lockable swivel
 - Paper towel holder
 - Side storage compartment/bin

- DIMENSIONS**
- 7 Drawer Tech Series Tool Box**
730w x 480d x 507h (mm)
Drawers Dimensions: (mm)
• 3x Drawers: 170w x 405d x 54h
• 2x Drawers: 570w x 405d x 54h
• 2x Drawers: 570w x 405d x 83h
- 7 Drawer Tech Series Roller Cabinet**
745w x 480d x 1030h (mm)
Drawers Dimensions:
• 3x Drawers: 570w x 405d x 54h
• 2x Drawers: 570w x 405d x 112h
• 2x Drawer: 570w x 405d x 170h

CONTENTS

- 1/4" DR SOCKETS & ACCESSORIES**
- 12pt - 4, 5, 6, 7, 8, 9, 10, 11, 12, 13 & 14mm
 - 12pt - 3/16, 7/32, 1/4, 9/32, 5/16, 11/32, 3/8, 7/16, 1/2 & 9/16"
 - Inhex - 3, 4, 5 & 6mm, 1/8, 5/32, 3/16, 7/32 & 1/4"
 - Torx - T10, T15, T20 & T25
 - 72T Ratchet, Flex Handle & Universal Joint
 - Wobble Extension Bars - 50 & 150mm
- 3/8" DR SOCKETS & ACCESSORIES**
- 12pt - 6, 7, 8, 9, 10, 11, 12, 13, 14, 15, 16, 17, 18, 19, 20, 21 & 22mm
 - 12pt - 1/4, 5/16, 3/8, 7/16, 1/2, 9/16, 5/8, 11/16, 3/4, 13/16 & 7/8"
 - Deep - 10, 11, 12, 13, 14, 15, 16, 17, 18 & 19mm
 - Deep - 5/16, 3/8, 7/16, 1/2, 9/16, 5/8, 11/16 & 3/4"
 - Inhex - 6, 7, 8, 9 & 10mm, 3/16, 7/32, 1/4, 5/16 & 3/8"
 - Torx - T27, T30, T40, T45, T50 & T55 + 3/8Fx1/4M Adapter
 - Spark Plug Sockets - 5/8 & 13/16"
 - 48T Ratchet, Flex Handle & Universal Joint
 - Wobble Extension Bars - 75 & 150mm
 - Adaptors - 3/8Fx1/4M & 3/8Fx1/2M
- 1/2" DR SOCKETS & ACCESSORIES**
- 12pt - 10, 11, 12, 13, 14, 15, 16, 17, 18, 19, 20, 21, 22, 23, 24, 26, 27, 30 & 32mm
 - 12pt - 3/8, 7/16, 1/2, 9/16, 5/8, 11/16, 3/4, 13/16, 7/8, 15/16, 1, 1-1/16, 1-1/8, 1-3/16 & 1-1/4"
 - Spark Plug Sockets - 5/8 & 13/16"
 - 48T Ratchet, Flex Handle & Universal Joint
 - Wobble Extension Bars - 75 & 125mm
 - Adaptor - 1/2Fx3/8M
- SPANNERS**
- Combination Quad Drive - 6, 7, 8, 9, 10, 11, 12, 13, 14, 15, 16, 17, 18 & 19mm
 - Combination Quad Drive - 1/4, 5/16, 3/8, 7/16, 1/2, 9/16, 5/8, 11/16, 3/4, 13/16 & 7/8"
 - Flare Nut - 10x11, 12x13, 14x17 & 19x22mm
 - Flare Nut - 3/8x7/16, 1/2x9/16, 5/8x11/16 & 3/4x7/8"
- TOOLS**
- Screwdrivers - 3.0x75, 5.5x100, 6.5x38, 6.5x100, 6.5x150 & 8.0x150mm
 - Screwdrivers - #0x75, #1x75, #2x38, #2x100, #2x150 & #3x150mm
 - Precision - 2.0x50, 2.5x50, 3.0x50, #00x50, #000x50mm
 - Hex Keys - 1.5, 2, 2.5, 3, 4, 5, 6, 8 & 10mm
 - Hex Keys - 1/16, 5/64, 3/32, 1/8, 5/32, 3/16, 1/4, 5/16 & 3/8"
 - Ratchet Driver Bit Set - SL4.5, SL7, PH1, PH2, PH3, T15, T20 & Bit Driver
 - Pliers - Combination, Long Nose, Multigrip & Locking
 - Cutters - Diagonal
 - Adjustable Wrench
 - Hammer - Ball Pein
 - Hacksaw & Tape Measure
 - Pry Bar Set - 4pc
 - Mini Brush Set - 3pc
 - Hook/Pick Set - 4pc
 - 7 Drawer Tech Series Tool Box
 - 7 Drawer Tech Series Roller Cabinet

CONTENTS GUIDE



TECH SOCKETS & ACCS.

- Includes Tech Series sockets and accessories are manufactured from high grade CR-V



QUAD DRIVE SPANNERS

SP Tools patented QUAD DRIVE open end offers 4 times the gripping power of a standard ROE spanner by wrapping around the fastener and maximising the contact on the flat sides of the fastener head, not the points

FLARE NUT RING END

SP Tools FLARE NUT spanners feature oversized spanner head surfaces that grip multiple sides of the fastener to reduce rounding. Ideal for use on soft fittings in aluminium, copper and brass on fuel, brake, air conditioning, diesel lines and diesel injectors

25% THICKER STEEL **DOG BONE FRAME** **FULL DRAWER EXTENSION** **SOFT CLOSE** **DUAL LAYER POWDER COAT** **SECURE LOCK**

LATEST COLOUR OPTIONS Head over to the SP Tools website for LIMITED EDITION colour options. WWW.SPTOOLS.COM

*Images are for illustration purposes only, contents may vary

TECH SERIES



KIT INCLUDES
QUAD DRIVE, GEAR DRIVE, FLEX FLARE NUT, & E-TORX SPANNERS

EVA TOOL STORAGE
 Spanners and sockets housed in EVA foam organiser trays

cliklok
 Drawer locking system ensures drawers stay closed and secure

DUAL GAS STRUT LID STAYS

SIDE STORAGE COMPARTMENTS
 Suitable for aerosol cans

CORNER PROTECTION

SOFT CLOSE DRAWERS

HEAVY DUTY FULL EXTENSION DRAWERS

NEED MORE STORAGE?
 This tool kit is available with a 7 drawer roller cabinet. Turn to the next page.

TECH SERIES TOOL KIT - METRIC & SAE

SP52275D DIAMOND BLACK
TECH SERIES TOOL KIT METRIC & SAE 295 PIECE

7 DRAWER TECH SERIES TOOL BOX 730w x 480d x 507h (mm)

- FEATURES**
- 25% thicker steel dog bone style frame construction offers maximum rigidity
 - Dual gas strut lid stays
 - Soft Close Drawers with heavy duty full extension ball bearing drawer slides
 - SP Cliklok drawer locking system ensures drawers stay closed and secure
 - Internal locking system for extra security
 - Side storage compartments suitable for aerosol cans
 - Corner protection

DRAWER DIMENSIONS

- 3x Drawers: 170w x 405d x 54h
- 2x Drawers: 570w x 405d x 54h
- 2x Drawers: 570w x 405d x 83h

FLAT DRIVE TECHNOLOGY

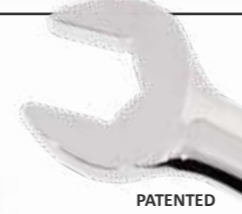
Perfectly flat spanner head surfaces allow for maximum contact between the spanner and the bolt or nut, maximising grip and enhancing applied torque



SP FLAT DRIVE SPANNER HEAD
 CONTACT AREA

QUAD DRIVE SPANNERS

SP Tools patented QUAD DRIVE open end offers 4 times the gripping power of a standard ROE spanner by wrapping around the fastener and maximising the contact on the flat sides of the fastener head, not the points



PATENTED


FLARE NUT RING END

SP Tools FLARE NUT spanners feature oversized spanner head surfaces that grip multiple sides of the fastener to reduce rounding. Ideal for use on soft fittings in aluminium, copper and brass on fuel, brake, air conditioning, diesel lines and diesel injectors



GEAR DRIVE RING END

SP Tools patented GEAR DRIVE spanners are precisely machined with deeper gears for greater torque loading and reliability with 72 teeth that only require 5° of space per turn



Quick reverse switch to change ratchet rotation direction

E-TORX DOUBLE RING END

SP Tools E-TORX spanners are ideal for applications where specialised E-Torx spanners are required, such as on most European car makes and models



CONTENTS

- 1/4" DR SOCKETS & ACCESSORIES:**
- 12pt - 4, 5, 6, 7, 8, 9, 10, 11, 12, 13 & 14mm
 - 12pt - 3/16, 7/32, 1/4, 9/32, 5/16, 11/32, 3/8, 7/16, 1/2 & 9/16"
 - 72T Ratchet, Flex Handle & Universal Joint
 - Wobble Extension Bars - 50 & 150mm


- 3/8" DR SOCKETS & ACCESSORIES:**
- 12pt - 6, 7, 8, 9, 10, 11, 12, 13, 14, 15, 16, 17, 18, 19, 20, 21 & 22mm
 - 12pt - 1/4, 5/16, 3/8, 7/16, 1/2, 9/16, 5/8, 11/16, 3/4, 13/16 & 7/8"
 - E-Torx - E4, E5, E6, E7, E8, E10, E11, E12, E14, E16, E18 & E20
 - Spark Plug Sockets - 5/8 & 13/16"
 - 48T Ratchet, Flex Handle & Universal Joint
 - Wobble Extension Bars - 75 & 150mm
 - Adaptors - 3/8Fx1/4M & 3/8Fx1/2M

- 1/2" DR SOCKETS & ACCESSORIES:**
- 12pt - 10, 11, 12, 13, 14, 15, 16, 17, 18, 19, 20, 21, 22, 23, 24, 26, 27, 30 & 32mm
 - 12pt - 3/8, 7/16, 1/2, 9/16, 5/8, 11/16, 3/4, 13/16, 7/8, 15/16, 1, 1-1/16, 1-1/8, 1-3/16 & 1-1/4"
 - Spark Plug Sockets - 5/8 & 13/16"
 - 48T Ratchet, Flex Handle & Universal Joint
 - Wobble Extension Bars - 75 & 125mm
 - Adaptor - 1/2Fx3/8M

- SPANNERS**
- Combination Quad Drive - 6, 7, 8, 9, 10, 11, 12, 13, 14, 15, 16, 17, 18 & 19mm
 - Combination Quad Drive - 1/4, 5/16, 3/8, 7/16, 1/2, 9/16, 5/8, 11/16, 3/4, 13/16 & 7/8"
 - Gear Drive - 10, 11, 12, 13, 14, 15, 16, 17, 18 & 19mm
 - Gear Drive - 5/16, 3/8, 7/16, 1/2, 9/16, 5/8, 11/16 & 3/4"
 - Flare Nut - 10x11, 12x13, 14x17 & 19x22mm
 - Flare Nut - 3/8x7/16, 1/2x9/16, 5/8x11/16 & 3/4x7/8"
 - E-TORX - E6xE8, E10xE12, E14xE16 & E18xE20

- TOOLS**
- Screwdrivers - 3.0x75, 5.5x100, 6.5x38, 6.5x100, 6.5x150 & 8.0x150mm
 - Screwdrivers - #0x75, #1x75, #2x38, #2x100, #2x150 & #3x150mm
 - Hex Keys - 1.27, 1.5, 2, 2.5, 3, 4, 4.5, 5, 5.5, 6, 7, 8 & 10mm
 - Hex Keys - 0.05, 1/16, 5/64, 3/32, 7/64, 1/8, 9/64, 5/32, 3/16, 7/32, 1/4, 5/16 & 3/8"
 - Torx Keys - T10, T15, T20, T25, T27, T30, T40, T45 & T50
 - Pliers - Long Nose, Combination & Adjustable Joint
 - Cutters - Diagonal
 - Adjustable Wrench
 - Hammers - Ball Pein & Dual Head Soft Face
 - Tape Measure
 - Power Bit Set - 67pc
 - 7 Drawer Tech Series Tool Box

CONTENTS GUIDE



LATEST COLOUR OPTIONS Head over to the SP Tools website for LIMITED EDITION colour options. WWW.SPTOOLS.COM

*Images are for illustration purposes only, contents may vary



745mm

TECH SERIES

DUAL GAS STRUT LID STAYS

SIDE STORAGE COMPARTMENTS
Suitable for aerosol cans

1520mm

PAPER TOWEL HOLDER

DUAL FUNCTION SIDE STORAGE COMPARTMENT OR BIN

480mm

HEAVY DUTY CASTORS
2x Swivel & Lockable

KIT INCLUDES
QUAD DRIVE, GEAR DRIVE, FLEX FLARE NUT, & E-TORX SPANNERS



EVA TOOL STORAGE

Spanners and sockets housed in EVA foam organiser trays

cliklok

Drawer locking system ensures drawers stay closed and secure

HEAVY DUTY FULL EXTENSION DRAWERS

CORNER PROTECTION

MAX KG LOAD
650KG

TECH SERIES TOOL KIT - METRIC & SAE

SP52295D DIAMOND BLACK

TECH SERIES TOOL KIT METRIC & SAE 296 PIECE

14 DRAWER TECH SERIES TOOL BOX & ROLLER CABINET COMBO
745w x 480d x 1390h (mm)
(1520h with castors)

FEATURES

- 25% thicker steel dog bone style frame construction offers maximum rigidity
- Dual gas strut lid stays
- Soft Close Drawers with heavy duty full extension ball bearing drawer slides
- SP Cliklok drawer locking system ensures drawers stay closed and secure
- Internal locking system for extra security
- Side storage compartments suitable for aerosol cans
- Corner protection
- Heavy duty castors - 2x lockable swivel
- Paper towel holder
- Side storage compartment/bin

DIMENSIONS

7 Drawer Tech Series Tool Box
730w x 480d x 507h (mm)
Drawers Dimensions: (mm)
• 3x Drawers: 170w x 405d x 54h
• 2x Drawers: 570w x 405d x 54h
• 2x Drawers: 570w x 405d x 83h

7 Drawer Tech Series Roller Cabinet
745w x 480d x 1030h (mm)
Drawers Dimensions:
• 3x Drawers: 570w x 405d x 54h
• 2x Drawers: 570w x 405d x 112h
• 2x Drawer: 570w x 405d x 170h

CONTENTS

1/4" DR SOCKETS & ACCESSORIES:
• 12pt - 4, 5, 6, 7, 8, 9, 10, 11, 12, 13 & 14mm
• 12pt - 3/16, 7/32, 1/4, 9/32, 5/16, 11/32, 3/8, 7/16, 1/2 & 9/16"
• 72T Ratchet, Flex Handle & Universal Joint
• Wobble Extension Bars - 50 & 150mm


3/8" DR SOCKETS & ACCESSORIES:
• 12pt - 6, 7, 8, 9, 10, 11, 12, 13, 14, 15, 16, 17, 18, 19, 20, 21 & 22mm
• 12pt - 1/4, 5/16, 3/8, 7/16, 1/2, 9/16, 5/8, 11/16, 3/4, 13/16 & 7/8"
• E-Torx - E4, E5, E6, E7, E8, E10, E11, E12, E14, E16, E18 & E20
• Spark Plug Sockets - 5/8 & 13/16"
• 48T Ratchet, Flex Handle & Universal Joint
• Wobble Extension Bars - 75 & 150mm
• Adaptors - 3/8Fx1/4M & 3/8Fx1/2M

1/2" DR SOCKETS & ACCESSORIES:
• 12pt - 10, 11, 12, 13, 14, 15, 16, 17, 18, 19, 20, 21, 22, 23, 24, 26, 27, 30 & 32mm
• 12pt - 3/8, 7/16, 1/2, 9/16, 5/8, 11/16, 3/4, 13/16, 7/8, 15/16, 1, 1-1/16, 1-1/8, 1-3/16 & 1-1/4"
• Spark Plug Sockets - 5/8 & 13/16"
• 48T Ratchet, Flex Handle & Universal Joint
• Wobble Extension Bars - 75 & 125mm
• Adaptor - 1/2Fx3/8M

SPANNERS
• Combination Quad Drive - 6, 7, 8, 9, 10, 11, 12, 13, 14, 15, 16, 17, 18 & 19mm
• Combination Quad Drive - 1/4, 5/16, 3/8, 7/16, 1/2, 9/16, 5/8, 11/16, 3/4, 13/16 & 7/8"
• Gear Drive - 10, 11, 12, 13, 14, 15, 16, 17, 18 & 19mm
• Gear Drive - 5/16, 3/8, 7/16, 1/2, 9/16, 5/8, 11/16 & 3/4"
• Flare Nut - 10x11, 12x13, 14x17 & 19x22mm
• Flare Nut - 3/8x7/16, 1/2x9/16, 5/8x11/16 & 3/4x7/8"
• E-TORX - E6xE8, E10xE12, E14xE16 & E18xE20


TOOLS
• Screwdrivers - 3.0x75, 5.5x100, 6.5x38, 6.5x100, 6.5x150 & 8.0x150mm
• Screwdrivers - #0x75, #1x75, #2x38, #2x100, #2x150 & #3x150mm
• Hex Keys - 1.27, 1.5, 2, 2.5, 3, 4, 4.5, 5, 5.5, 6, 7, 8 & 10mm
• Hex Keys - 0.05, 1/16, 5/64, 3/32, 7/64, 1/8, 9/64, 5/32, 3/16, 7/32, 1/4, 5/16 & 3/8"
• Torx Keys - T10, T15, T20, T25, T27, T30, T40, T45 & T50
• Pliers - Long Nose, Combination & Adjustable Joint
• Cutters - Diagonal
• Adjustable Wrench
• Hammers - Ball Pein & Dual Head Soft Face
• Tape Measure
• Power Bit Set - 67pc
• 7 Drawer Tech Series Tool Box
• 7 Drawer Tech Series Roller Cabinet

CONTENTS GUIDE



QUAD DRIVE SPANNERS

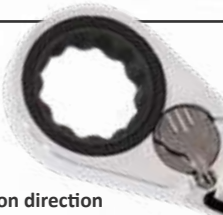
SP Tools patented QUAD DRIVE open end offers 4 times the gripping power of a standard ROE spanner by wrapping around the fastener and maximising the contact on the flat sides of the fastener head, not the points



PATENTED

GEAR DRIVE RING END

SP Tools patented GEAR DRIVE spanners are precisely machined with deeper gears for greater torque loading and reliability with 72 teeth that only require 5° of space per turn



Quick reverse switch to change ratchet rotation direction


FLARE NUT RING END

SP Tools FLARE NUT spanners feature oversized spanner head surfaces that grip multiple sides of the fastener to reduce rounding. Ideal for use on soft fittings in aluminium, copper and brass on fuel, brake, air conditioning, diesel lines and diesel injectors



E-TORX DOUBLE RING END

SP Tools E-TORX spanners are ideal for applications where specialised E-Torx spanners are required, such as on most European car makes and models



25% THICKER STEEL

DOG BONE FRAME

FULL DRAWER EXTENSION

SOFT CLOSE

DUAL LAYER POWDER COAT

SECURE LOCK

LATEST COLOUR OPTIONS

Head over to the SP Tools website for LIMITED EDITION colour options.

WWW.SPTOOLS.COM

*Images are for illustration purposes only, contents may vary

TECH SERIES



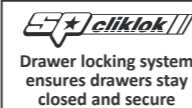
KIT INCLUDES
QUAD DRIVE, GEAR DRIVE, FLARE NUT, E-TORX & DOUBLE RING SPANNERS



KIT INCLUDES
JUMBO QUAD DRIVE ROE SPANNERS
 UP TO 32mm & 1/1-1/4"



KIT INCLUDES
STANDARD, DEEP, IMPACT, TORX, INHEX, E-TORX, IMPACT INHEX, IMPACT TORX & SPARK PLUG SOCKETS



DUAL GAS STRUT LID STAYS

SP50444D DIAMOND BLACK

TOOL KIT IN TECH SERIES BOX - METRIC & SAE 588 PIECE

14 DRAWER TECH SERIES TOOL BOX & ROLLER CABINET COMBO
 745w x 480d x 1390h (mm)
 (1520h with castors)

FEATURES

- 25% thicker steel dog bone style frame construction offers maximum rigidity
- Dual gas strut lid stays
- Soft Close Drawers with heavy duty full extension ball bearing drawer slides
- SP Cliklok drawer locking system ensures drawers stay closed and secure
- Internal locking system for extra security
- Side storage compartments suitable for aerosol cans
- Corner protection
- Heavy duty castors - 2x lockable swivel
- Paper towel holder
- Side storage compartment/bin

DIMENSIONS

7 Drawer Tech Series Tool Box
 730w x 480d x 507h (mm)
 Drawers Dimensions: (mm)
 • 3x Drawers: 170w x 405d x 54h
 • 2x Drawers: 570w x 405d x 54h
 • 2x Drawers: 570w x 405d x 83h

7 Drawer Tech Series Roller Cabinet
 745w x 480d x 1030h (mm)
 Drawers Dimensions:
 • 3x Drawers: 570w x 405d x 54h
 • 2x Drawers: 570w x 405d x 112h
 • 2x Drawer: 570w x 405d x 170h

SIDE STORAGE COMPARTMENTS
 Suitable for aerosol cans

PAPER TOWEL HOLDER

DUAL FUNCTION SIDE STORAGE COMPARTMENT OR BIN

HEAVY DUTY CASTORS
 2x Swivel & Lockable



TOOL KIT IN TECH SERIES BOX - METRIC & SAE

CONTENTS

1/4" DR SOCKETS & ACCESSORIES

- 12pt - 4, 5, 6, 7, 8, 9, 10, 11, 12 & 13mm
- 12pt - 3/16, 7/32, 1/4, 9/32, 5/16, 11/32, 3/8, 7/16 & 1/2"
- Deep 6pt - 4, 5, 6, 7, 8, 9, 10, 11, 12 & 13mm
- Deep 6pt - 3/16, 7/32, 1/4, 9/32, 5/16, 11/32, 3/8, 7/16 & 1/2"
- Torx - T10, T15, T20 & T25
- Inhex - 3, 4, 5 & 6mm, 1/8, 5/32, 3/16, 7/32 & 1/4"
- 45T Ratchet & Flex Handle
- Extension Bars - 50 & 150mm

3/8" DR SOCKETS & ACCESSORIES

- 12pt - 8, 9, 10, 11, 12, 13, 14, 15, 16, 17, 18 & 19mm
- 12pt - 5/16, 3/8, 7/16, 1/2, 9/16, 5/8, 11/16 & 3/4"
- Deep 12pt - 10, 11, 12, 13, 14, 15, 16, 17, 18 & 19mm
- Deep 12pt - 5/16, 3/8, 7/16, 1/2, 9/16, 5/8, 11/16 & 3/4"
- E-Torx - E4, E5, E6, E7, E8, E10, E11, E12, E14, E16, E18 & E20
- Torx - T27, T30, T40, T45, T50 & T55 + 3/8Fx1/4M Adaptor
- Inhex - 6, 7, 8, 9 & 10mm, 3/16, 7/32, 1/4, 5/16 & 3/8"
- 45T Ratchet & Flex Handle
- Extension Bars - 75 & 150mm

1/2" DR SOCKETS & ACCESSORIES

- 12pt - 10, 11, 12, 13, 14, 15, 16, 17, 18, 19, 20, 21, 22, 23, 24, 25 & 26mm
- 12pt - 3/8, 7/16, 1/2, 9/16, 5/8, 11/16, 3/4, 13/16, 7/8, 15/16 & 1"
- Deep 12pt - 10, 11, 12, 13, 14, 15, 16, 17, 19, 21, 22 & 24mm
- Deep 12pt - 3/8, 7/16, 1/2, 9/16, 5/8, 11/16, 3/4, 13/16, 7/8, 15/16 & 1"
- Impact 6pt - 10, 11, 12, 13, 14, 15, 17, 18, 19, 21, 22 & 24mm
- Impact Inhex - 4, 5, 6, 7, 8, 10, 12, 14 & 17mm
- Impact Inhex - 3/16, 7/32, 1/4, 5/16, 3/8, 7/16, 1/2, 9/16 & 5/8"
- Impact Torx - T20, T25, T30, T40, T45, T50, T55, T60 & T70
- Spark Plug Sockets - 5/8 & 13/16"
- 45T Ratchet & Flex Handle
- Impact Universal Joint
- Extension Bars - 125 & 250mm
- Impact Extension Bars - 75 & 125mm

SPANNERS

- Combination - 6, 7, 8, 9, 10, 11, 12, 13, 14, 15, 16, 17, 18, 19, 20, 21, 22, 23, 24, 25, 26, 27, 30 & 32mm
- Combination - 1/4, 5/16, 3/8, 7/16, 1/2, 9/16, 5/8, 11/16, 3/4, 13/16, 7/8, 15/16, 1, 1-1/16, 1-1/8 & 1-1/4"
- Combination Stubby - 8, 10, 11, 12, 13, 14, 15, 16, 17, 18 & 19mm
- Combination Stubby - 5/16, 3/8, 7/16, 1/2, 9/16, 5/8, 11/16 & 3/4"
- Gear Drive - 8, 9, 10, 11, 12, 13, 14, 15, 16, 17, 18 & 19mm
- Gear Drive - 5/16, 3/8, 7/16, 1/2, 9/16, 5/8, 11/16, 3/4, 13/16, 7/8, 15/16 & 1"
- Flare Nut - 10x11, 12x13, 14x17 & 19x22mm
- Flare Nut - 3/8x7/16, 1/2x9/16, 5/8x11/16 & 3/4x7/8"
- Ring - 8x10, 12x14, 13x15, 16x18, 17x19 & 22x24mm
- Ring - 3/8x5/16, 1/2x7/16, 5/8x9/16 & 3/4x11/16"
- E-Torx - E6xE8, E10xE12, E14xE16 & E18xE20

TOOLS

- Screwdrivers - 3.0x75, 5.5x100, 6.5x38, 6.5x100, 6.5x150 & 8.0x150mm
- Screwdrivers - #0x75, #1x75, #2x38, #2x100, #2x150 & #3x150mm
- Precision - 2.0x50, 2.5x50, 3.0x50, #0x50, #00x50 & #000x50mm
- Impact Screwdriver Set - Impact Driver, SL5, SL6, SL8 & SL9, #1, #2, #3 & #4, IN4, IN5, IN6 & IN8 Bits
- Ratchet Driver Bit Set - SL4.5, SL7, PH1, PH2, PH3, T15, T20 & Bit Driver
- Hex Keys - 1.5, 2, 2.5, 3, 4, 5, 6, 8 & 10mm
- Hex Keys - 1/16, 5/64, 3/32, 1/8, 5/32, 3/16, 1/4, 5/16 & 3/8"
- Torx Keys - T10, T15, T20, T25, T27, T30, T40, T45 & T50
- T-Handle Hex Keys - 2, 2.5, 3, 4, 5, 6, 8 & 10mm
- T-Handle Hex Keys - 5/64, 3/32, 1/8, 5/32, 3/16, 1/4, 5/16 & 3/8"
- T-Handle Torx Keys - T8, T10, T15, T20, T25, T30, T40 & T50
- 3/8" Dr Oil Drain Plug Key Set - 18pc
- Inhex Keys 8, 9, 10, 12, 14 & 17mm, SQ Keys 7, 8, 10, 11, 12, 13, 14, 5/16 & 3/8"
- Spline M16, Triangle 10mm & Female SQ Key 10mm
- Pliers - Combination, Long Nose, Locking, Multigrip & Circlip (4)
- Aviation Snips
- Wire Cutter/Strippers & Wire Crimper/Stripper
- Cutters - Diagonal
- Adjustable Wrenches (4)
- Hammers - Ball Pein (2), Dead Blow (1) & Dual Head Soft/Hard (2)
- Hacksaw & Tape Measure
- Pin Punch & Chisel Set - 10pc
- Burrs Set - 5pc & Finger Ratchet Kit - 5pc
- Pry Bar Set - 4pc, Tweezers Set - 4pc, Mini Brush Set - 3pc & Pick Set - 4pc
- Scraper Remover Set (5pc)
- Hand Lever Type 2 Jaw Riveter
- Magnetic Pick-up Tool, Inspection Mirror & Magnetic Parts Tray
- Stainless Steel Rulers - 150mm, 300mm & 600mm
- Oil Filter Wrench
- Electrical Digital Multimeter & LED Magbase Work Light
- Power Bit Set - 67pc & Air Duster
- Work Gloves
- Drawer Trays x 6
- 7 Drawer Tech Series Tool Box
- 7 Drawer Tech Roller Cabinet

CONTENTS GUIDE



LATEST COLOUR OPTIONS

Head over to the SP Tools website for LIMITED EDITION colour options.

WWW.SPTOOLS.COM

*Images are for illustration purposes only, contents may vary

TECH SERIES

WIDE SERIES

KIT INCLUDES
JUMBO QUAD DRIVE ROE SPANNERS
UP TO 32mm & 1/1-1/4"

QUAD DRIVE SPANNERS
4x more grip

STAINLESS STEEL WORK TOP

DEEP TOP DRAWER
Full Length



PAPER TOWEL HOLDER

CORNER PROTECTION

DUAL FUNCTION SIDE STORAGE COMPARTMENT OR BIN

HEAVY DUTY CASTORS
2x Swivel & Lockable

HEAVY DUTY FULL EXTENSION DRAWERS

EVA TOOL STORAGE
Spanners and sockets housed in EVA foam organiser trays

cliklok
Drawer locking system ensures drawers stay closed and secure

MAX LOAD 650KG

TOOL KIT IN TECH SERIES BOX - METRIC & SAE

SP50765D DIAMOND BLACK

TOOL KIT IN TECH SERIES BOX - METRIC & SAE 347 PIECE

13 DRAWER TECH SERIES ROLL CAB. 1145W x 480D x 870H (mm) (1030H WITH CASTORS)

- FEATURES**
- 25% thicker steel dog bone style frame construction offers maximum rigidity
 - Soft Close Drawers with heavy duty full extension ball bearing drawer slides
 - Stainless steel worktop
 - SP Cliklok drawer locking system ensures drawers stay closed and secure
 - Internal locking system for extra security
 - Side storage compartments suitable for aerosol cans
 - Corner protection
 - Heavy duty castors - 2x lockable swivel
 - Paper towel holder
 - Side storage compartment/bin

- DRAWER DIMENSIONS**
- 1x Drawer: 937w x 405d x 130h
 - 5x Drawers: 570w x 405d x 54h
 - 1x Drawer: 570w x 405d x 112h
 - 1x Drawer: 570w x 405d x 170h
 - 3x Drawers: 313w x 405d x 54h
 - 1x Drawer: 313w x 405d x 112h
 - 1x Drawer: 313w x 405d x 286h

CONTENTS

- 1/4" DR SOCKETS & ACCESSORIES**
- 12pt - 4, 5, 6, 7, 8, 9, 10, 11, 12, 13 & 14mm
 - 12pt - 3/16, 7/32, 1/4, 9/32, 5/16, 11/32, 3/8, 7/16 & 1/2"
 - 45T Ratchet & Flex Handle
 - Wobble Extension Bars - 75 & 150mm
- 3/8" DR SOCKETS & ACCESSORIES**
- 12pt - 8, 10, 11, 12, 13, 14, 15, 16, 17, 18 & 19mm
 - 12pt - 5/16, 3/8, 7/16, 1/2, 9/16, 5/8, 11/16 & 3/4"
 - Spark Plug Sockets - 5/8 & 13/16"
 - 45T Ratchet & Flex Handle
 - Wobble Extension Bars - 75 & 150mm
 - Adaptors - 3/8Fx1/4M & 3/8Fx1/2M
- 1/2" DR SOCKETS & ACCESSORIES**
- 12pt - 10, 11, 12, 13, 14, 15, 16, 17, 18, 19, 20, 21, 22, 23, 24, 25 & 26mm
 - 12pt - 3/8, 7/16, 1/2, 9/16, 5/8, 11/16, 3/4, 13/16, 7/8, 15/16 & 1"
 - 45T Ratchet & Flex Handle
 - Wobble Extension Bars - 125 & 250mm
 - Adaptor - 1/2Fx3/8M
- SPANNERS**
- Combination - 6, 7, 8, 9, 10, 11, 12, 13, 14, 15, 16, 17, 18, 19, 20, 21, 22, 23, 24, 25, 26, 27, 30 & 32mm
 - Combination - 1/4, 5/16, 3/8, 7/16, 1/2, 9/16, 5/8, 11/16, 3/4, 13/16, 7/8, 15/16, 1, 1-1/16, 1-1/8 & 1-1/4"
- TOOLS**
- Screwdrivers - 3.0x75, 5.5x100, 6.5x38, 6.5x100, 6.5x150 & 8.0x150mm
 - Screwdrivers - #0x75, #1x75, #2x38, #2x100, #2x150 & #3x150mm
 - Precision - 2.0x50, 2.5x50, 3.0x50, #0x50, #00x50 & #000x50mm
 - Hex Keys - 1.5, 2, 2.5, 3, 4, 5, 6, 8 & 10mm
 - Hex Keys - 1/16, 5/64, 3/32, 1/8, 5/32, 3/16, 1/4, 5/16 & 3/8"
 - Torx Keys - T10, T15, T20, T25, T27, T30, T40, T45 & T50
 - Magnetic Hex Keys - 1.27, 1.5, 2, 2.5, 3, 4, 4.5, 5, 5.5, 6, 7, 8 & 10mm
 - Magnetic Hex Keys - 0.05, 1/16, 5/64, 3/32, 7/64, 1/8, 9/64, 5/32, 3/16, 7/32, 1/4, 5/16 & 3/8"
 - Pliers - Combination, Long Nose, Multigrip, Locking, Oil Filter & Circlip (4)
 - Cutters - Diagonal
 - Adjustable Wrenches (2)
 - Hammers - Ball Pein (3), Soft/Hard Head (1)
 - Hacksaw
 - Retractable Knife & Tape Measure
 - Pin Punch & Chisel Set - 10pc
 - Pry Bar Set -4pc & Tweezers Set -4pc
 - Hook/Pick Set -4pc & O-Ring/Scribe Set (2pc)
 - Power Bit Set - 67pc
 - Ratchet Driver Set - 31pc
 - Finger Ratchet Kit - 5pc
 - Inspection Mirror
 - Pick-Up Magnetic Tool
 - Magnetic Parts Tray
 - Circuit Tester
 - Digital Multimeter
 - 13 Drawer Tech Roller Cabinet

CONTENTS GUIDE



QUAD DRIVE SPANNERS
SP Tools patented QUAD DRIVE open end offers 4 times the gripping power of a standard ROE spanner by wrapping around the fastener and maximising the contact on the flat sides of the fastener head, not the points



HEAVY DUTY RATCHETS

- Strengthened ratchet gear teeth to sustain maximum applied torque
- Reversible ratchet head



FLAT DRIVE TECHNOLOGY
Perfectly flat spanner head surfaces allow for maximum contact between the spanner and the bolt or nut, maximising grip and enhancing applied torque



25% THICKER STEEL **DOG BONE FRAME** **FULL DRAWER EXTENSION** **SOFT CLOSE** **SECURE LOCK**

LATEST COLOUR OPTIONS Head over to the SP Tools website for LIMITED EDITION colour options.

WWW.SPTOOLS.COM

*Images are for illustration purposes only, contents may vary

CUSTOM SERIES



KIT INCLUDES
QUAD DRIVE & GEAR DRIVE SPANNERS

EVA TOOL STORAGE
 Spanners and sockets housed in EVA foam organiser trays

DUAL GAS STRUT LID STAYS

HEAVY DUTY FULL EXTENSION DRAWERS

HEAVY DUTY BALL BEARING DRAWER SLIDES



CUSTOM SERIES TOOL KIT - METRIC ONLY

SP50087 BLACK
CUSTOM SERIES TOOL KIT METRIC ONLY 138 PIECE
7 DRAWER CUSTOM SERIES TOOL BOX STANDARD DEPTH 668W X 316D X 461H (mm)

FEATURES

- Internal locking system for extra security
- Heavy duty 28 ball bearing drawer slides
- Robust wall construction
- Double powder coating resists scratching
- Full drawer extension capabilities


DRAWER DIMENSIONS

- 3x Drawers: 160w x 277d x 40h
- 2x Drawers: 570w x 277d x 40h
- 2x Drawers: 570w x 277d x 70h

CONTENTS

- 1/4" DR SOCKETS & ACCESSORIES**
- 12pt - 4, 5, 6, 7, 8, 9, 10, 11, 12 & 13mm
 - 45T Ratchet & Flex Handle
 - Wobble Extension Bars - 50 & 150mm
 - Torx- T10, T15, T20 & T25
 - Inhex Bits - 3, 4, 5 & 6mm
- 3/8" DR SOCKETS & ACCESSORIES**
- 12pt - 8, 10, 11, 12, 13, 14, 15, 16, 17, 18 & 19mm
 - 45T Ratchet & Flex Handle
 - Wobble Extension Bars - 75 & 150mm
 - Adaptors - 3/8Fx1/4M, 3/8Fx1/2M
 - Torx- T27, T30, T40, T45, T50, T55
 - 1/4M Adaptor
 - Inhex Bits - 6, 7, 8, 9 & 10mm
- 1/2" DR SOCKETS & ACCESSORIES**
- 12pt - 10, 11, 12, 13, 14, 15, 16, 17, 18, 19, 20, 21, 22, 23, 24, 26, 27, 30 & 32mm
 - 45T Ratchet & Flex Handle
 - Wobble Extension Bars - 125 & 250mm
 - Adaptor - 1/2Fx3/8M
- SPANNERS**
- Combination - 8, 9, 10, 11, 12, 13, 14, 15, 16, 17, 18 & 19mm
 - Gear Drive - 8, 9, 10, 11, 12, 13, 14, 15, 16, 17, 18 & 19mm
- TOOLS**
- Screwdrivers - 3.0x75, 5.5x100, 6.5x38, 6.5x100, 6.5x150mm & 8.0x150mm
 - Screwdrivers - #0x75, #1x75, #2x38, #2x100, #2x150 & #3x150mm
 - Hex Keys - 1.5, 2, 2.5, 3, 4, 5, 6, 8 & 10mm
 - Torx Keys - T10, T15, T20, T25, T27, T30, T40, T45 & T50
 - Pliers - Combination, Long Nose & Curved Jaw Locking
 - Cutters - Diagonal
 - Adjustable Wrench - 250mm
 - Hammer - Ball Pein 16oz
 - 7 Drawer Custom Series Tool Box

CONTENTS GUIDE



QUAD DRIVE SPANNERS

SP Tools patented QUAD DRIVE open end offers 4 times the gripping power of a standard ROE spanner by wrapping around the fastener and maximising the contact on the flat sides of the fastener head, not the points

PATENTED

GEAR DRIVE RING END

SP Tools patented GEAR DRIVE spanners are precisely machined with deeper gears for greater torque loading and reliability with 72 teeth that only require 5° of space per turn

Quick reverse switch to change ratchet rotation direction

FLAT DRIVE RING END

SP Tools RING END spanners feature flat drive ring ends, making them the perfect spanner for getting to and loosening those tricky, hard to reach, often worn fasteners by increasing the contact area with the nut or bolt head

FLAT DRIVE TECHNOLOGY

Perfectly flat spanner head surfaces allow for maximum contact between the spanner and the bolt or nut, maximising grip and enhancing applied torque

SP FLAT DRIVE SPANNER HEAD REGULAR CONTACT AREA

HEAVY DUTY RATCHETS

- Strengthened ratchet gear teeth to sustain maximum applied torque
- Reversible ratchet head
- Quick socket release mechanism
- Manufactured from high grade Chrome Vanadium Steel (Cr-V)

QUICK RELEASE TURN RATCHET REVERSIBLE

HEAVY DUTY SOCKETS

- All SP Tools sockets and accessories are manufactured from high grade chrome vanadium steel and exceed international DIN and ANSI standards. Designed to withstand the rigours of industrial and trade use
- Tough triple chrome, high polish finishes provide for an easy clean-up
- Twin knurling on sockets allows for improved grip, especially useful in oily/greasy conditions
- FLAT DRIVE TECHNOLOGY Maximises contact on the flat sides of the bolt or nut, not the points

*Images are for illustration purposes only, contents may vary

CUSTOM SERIES



**KIT INCLUDES
QUAD DRIVE & FLARE
NUT SPANNERS**

EVA TOOL STORAGE
Spanners and sockets
housed in EVA foam
organiser trays

**DUAL GAS STRUT
LID STAYS**

**HEAVY DUTY
FULL EXTENSION
DRAWERS**

**HEAVY DUTY BALL
BEARING DRAWER
SLIDES**



CUSTOM SERIES TOOL KIT - METRIC ONLY

SP50120 BLACK

CUSTOM SERIES TOOL KIT METRIC ONLY 201 PIECE

**7 DRAWER CUSTOM SERIES TOOL BOX
DEEP DEPTH
668W x 445D x 465H (mm)**

FEATURES

- Internal locking system for extra security
- Heavy duty 28 ball bearing drawer slides
- Robust wall construction
- Double powder coating resists scratching
- Full drawer extension capabilities

DRAWER DIMENSIONS

- 3x Drawers: 160w x 405d x 40h
- 2x Drawers: 570w x 405d x 40h
- 2x Drawers: 570w x 405d x 70h

CONTENTS

1/4" DR SOCKETS & ACCESSORIES

- 12pt - 4, 5, 6, 7, 8, 9, 10, 11, 12 & 13mm
- 12pt Deep - 4, 5, 6, 7, 8, 9, 10, 11, 12 & 13mm
- 45T Ratchet, Flex Handle & Universal Joint
- Extension Bars - 50 & 150mm

3/8" DR SOCKETS & ACCESSORIES

- 12pt - 6, 7, 8, 9, 10, 11, 12, 13, 14, 15, 16, 17, 18, 19, 20, 21 & 22mm
- 12pt Deep - 10, 11, 12, 13, 14, 15, 16, 17, 18 & 19mm
- Spark Plug Sockets - 16mm & 21mm
- 45T Ratchet, Flex Handle & Universal Joint
- Extension Bars - 75 & 150mm
- Adaptors - 3/8Fx1/4M & 3/8Fx1/2M

1/2" DR SOCKETS & ACCESSORIES

- 12pt - 10, 11, 12, 13, 14, 15, 16, 17, 18, 19, 20, 21, 22, 23, 24, 26, 27, 30 & 32mm
- 45T Ratchet, Flex Handle & Universal Joint
- Extension Bars - 75 & 125mm
- Spark Plug Sockets - 16mm & 21mm
- Adaptor - 1/2Fx3/8M

SPANNERS

- Combination - 6, 7, 8, 9, 10, 11, 12, 13, 14, 15, 16, 17, 18, 19, 20, 21, 22, 23 & 24mm
- Flare Nut - 10x11mm, 12x13mm, 14x17mm & 19x22mm

TOOLS

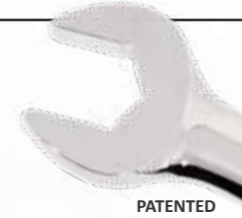
- Screwdrivers - 3.0x75, 5.5x100, 6.5x38, 6.5x100, 6.5x150 & 8.0x150mm
- Screwdrivers - #0x75, #1x75, #2x38, #2x100, #2x150 & #3x150mm
- Hex Keys - 1.5, 2, 2.5, 3, 4, 5, 6, 8 & 10mm
- Hex Keys - 1/16, 5/64, 3/32, 1/8, 5/32, 3/16, 1/4, 5/16 & 3/8"
- Torx Keys - T10, T15, T20, T25, T27, T30, T40, T45 & T50
- Ratchet Driver Bit Set - 31pc
- Pliers - Combination, Long Nose, Multigrips & Locking
- Cutters - Diagonal
- Hammer - Ball Pein
- Adjustable Wrench
- Tape Measure
- Pick Set - 4pc
- Pin Punch Set - 7pc
- 7 Drawer Custom Series Tool Box

CONTENTS GUIDE



QUAD DRIVE SPANNERS

SP Tools patented QUAD DRIVE open end offers 4 times the gripping power of a standard ROE spanner by wrapping around the fastener and maximising the contact on the flat sides of the fastener head, not the points



PATENTED

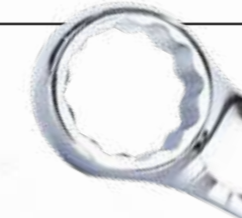
FLARE NUT RING END

SP Tools FLARE NUT spanners feature oversized spanner head surfaces that grip multiple sides of the fastener to reduce rounding. Ideal for use on soft fittings in aluminium, copper and brass on fuel, brake, air conditioning, diesel lines and diesel injectors



FLAT DRIVE RING END

SP Tools RING END spanners feature flat drive ring ends, making them the perfect spanner for getting to and loosening those tricky, hard to reach, often worn fasteners by increasing the contact area with the nut or bolt head



FLAT DRIVE TECHNOLOGY

Perfectly flat spanner head surfaces allow for maximum contact between the spanner and the bolt or nut, maximising grip and enhancing applied torque



HEAVY DUTY RATCHETS

- Strengthened ratchet gear teeth to sustain maximum applied torque
- Reversible ratchet head
- Quick socket release mechanism
- Manufactured from high grade Chrome Vanadium Steel (Cr-V)



HEAVY DUTY SOCKETS

- All SP Tools sockets and accessories are manufactured from high grade chrome vanadium steel and exceed international DIN and ANSI standards. Designed to withstand the rigours of industrial and trade use
- Tough triple chrome, high polish finishes provide for an easy clean-up
- Twin knurling on sockets allows for improved grip, especially useful in oily/greasy conditions
- FLAT DRIVE TECHNOLOGY Maximises contact on the flat sides of the bolt or nut, not the points



*Images are for illustration purposes only, contents may vary



CUSTOM SERIES

KIT INCLUDES
QUAD DRIVE & FLARE NUT SPANNERS

EVA TOOL STORAGE
Spanners and sockets housed in EVA foam organiser trays

DUAL GAS STRUT LID STAYS

HEAVY DUTY FULL EXTENSION DRAWERS

HEAVY DUTY BALL BEARING DRAWER SLIDES

HEAVY DUTY CASTORS
2x Swivel & Lockable

MAX **KG** LOAD
800KG

CUSTOM SERIES TOOL KIT - METRIC ONLY

SP50107 BLACK

CUSTOM SERIES TOOL KIT METRIC ONLY 234 PIECE

15 DRAWER CUSTOM SERIES TOOL BOX & ROLLER CABINET COMBO 680w x 460d x 1405h (mm)

FEATURES

- Internal locking system for extra security
- Heavy duty 28 ball bearing drawer slides
- Robust wall construction
- Double powder coating resists scratching
- Full drawer extension capabilities
- Heavy duty castors - 2x lockable swivel

DIMENSIONS


8 Drawer Custom Series Tool Box
Deep Depth
668w x 445d x 465h (mm)
Drawers Dimensions:
• 4x Drawers: 160w x 405d x 40h
• 1x Drawer: 160w x 405d x 90h
• 1x Drawer: 570w x 405d x 40h
• 2x Drawers: 570w x 405d x 70h

7 Drawer Custom Series Roller Cabinet
680w x 460d x 940h (mm)
Drawers Dimensions:
• 6x Drawers: 570w x 405d x 75h
• 1x Drawer: 570w x 405d x 154h

CONTENTS

- 1/4" DR SOCKETS & ACCESSORIES**
- 12pt - 4, 5, 6, 7, 8, 9, 10, 11, 12 & 13mm
 - 12pt Deep - 4, 5, 6, 7, 8, 9, 10, 11, 12 & 13mm
 - 45T Ratchet, Flex Handle & Universal Joint
 - Extension Bars - 50 & 150mm
- 3/8" DR SOCKETS & ACCESSORIES**
- 12pt - 6, 7, 8, 9, 10, 11, 12, 13, 14, 15, 16, 17, 18, 19, 20, 21 & 22mm
 - 12pt Deep - 10, 11, 12, 13, 14, 15, 16, 17, 18 & 19mm
 - Spark Plug Sockets - 16mm & 21mm
 - 45T Ratchet, Flex Handle & Universal Joint
 - Extension Bars - 75 & 150mm
 - Adaptors - 3/8Fx1/4M & 3/8Fx1/2M
- 1/2" DR SOCKETS & ACCESSORIES**
- 12pt - 10, 11, 12, 13, 14, 15, 16, 17, 18, 19, 20, 21, 22, 23, 24, 26, 27, 30 & 32mm
 - Spark Plug Sockets - 16mm & 21mm
 - 45T Ratchet, Flex Handle & Universal Joint
 - Extension Bars - 75 & 125mm
 - Adaptor - 1/2Fx3/8M
- SPANNERS**
- Combination - 6, 7, 8, 9, 10, 11, 12, 13, 14, 15, 16, 17, 18, 19, 20, 21, 22, 23 & 24mm
 - Flare Nut - 10x11mm, 12x13mm, 14x17mm & 19x22mm
- TOOLS**
- Screwdrivers - 3.0x75, 5.5x100, 6.5x38, 6.5x100, 6.5x150 & 8.0x150mm
 - Screwdrivers - #0x75, #1x75, #2x38, #2x100, #2x150 & #3x150mm
 - Precision Screwdrivers - 2.0x50, 2.5x50, 3.0x50, #0x50, #00x50 & #000x50mm
 - Hex Keys - 1.5, 2, 2.5, 3, 4, 5, 6, 8 & 10mm
 - Hex Keys - 1/16, 5/64, 3/32, 1/8, 5/32, 3/16, 1/4, 5/16 & 3/8"
 - Torx Keys - T10, T15, T20, T25, T27, T30, T40, T45 & T50
 - Ratchet Bit Set - 31pc
 - Pliers - Combination, Long Nose, Multigrip & Locking
 - Cutters - Diagonal
 - Adjustable Wrenches x 2
 - Hammers - Ball pein 16oz & 24oz, Soft/Hard Head - 35mm
 - Circlip Pliers Set - 4pc
 - Hacksaw & Tape Measure
 - Pin Punch & Chisel Set - 10pc
 - Pick Set - 4pc & Tweezers Set - 4pc
 - Pry Bar Set - 4pc
 - Retractable Knife
 - Drawer Trays - 170mm x 6
 - 8 Drawer Custom Series Tool Box
 - 7 Drawer Custom Series Roller Cabinet

CONTENTS GUIDE



QUAD DRIVE SPANNERS

SP Tools patented QUAD DRIVE open end offers 4 times the gripping power of a standard ROE spanner by wrapping around the fastener and maximising the contact on the flat sides of the fastener head, not the points



FLARE NUT RING END

SP Tools FLARE NUT spanners feature oversized spanner head surfaces that grip multiple sides of the fastener to reduce rounding. Ideal for use on soft fittings in aluminium, copper and brass on fuel, brake, air conditioning, diesel lines and diesel injectors



FLAT DRIVE TECHNOLOGY

Perfectly flat spanner head surfaces allow for maximum contact between the spanner and the bolt or nut, maximising grip and enhancing applied torque



HEAVY DUTY RATCHETS



- Strengthened ratchet gear teeth to sustain maximum applied torque
- Reversible ratchet head
- Quick socket release mechanism
- Manufactured from high grade Chrome Vanadium Steel (Cr-V)



STEEL FRAME

FULL DRAWER EXTENSION

BALL BEARING SLIDES

DUAL LAYER POWDER COAT

SECURE LOCK

*Images are for illustration purposes only, contents may vary

CUSTOM SERIES



QUAD DRIVE SPANNERS
4x more grip

EVA TOOL STORAGE
Spanners and sockets housed in EVA foam organiser trays

DUAL GAS STRUT LID STAYS

HEAVY DUTY BALL BEARING DRAWER SLIDES

HEAVY DUTY FULL EXTENSION DRAWERS

NEED MORE MOBILITY?
This tool kit is also available with a 2 drawer tool trolley

CUSTOM SERIES TOOL KIT - METRIC & SAE

SP50097 BLACK
CUSTOM SERIES TOOL KIT METRIC & SAE 134 PIECE
7 DRAWER CUSTOM SERIES TOOL BOX STANDARD DEPTH 668W x 316D x 461H (mm)

FEATURES

- Internal locking system for extra security
- Heavy duty 28 ball bearing drawer slides
- Robust wall construction
- Double powder coating resists scratching
- Full drawer extension capabilities

DRAWER DIMENSIONS

- 3x Drawers: 160w x 277d x 40h
- 2x Drawers: 570w x 277d x 40h
- 2x Drawers: 570w x 277d x 70h

CONTENTS

1/4" DR SOCKETS & ACCESSORIES

- 12pt - 4, 5, 6, 7, 8, 9, 10, 11, 12 & 13mm
- 12pt - 3/16, 7/32, 1/4, 9/32, 5/16, 11/32, 3/8, 7/16 & 1/2"
- 45T Ratchet & Flex Handle
- Wobble Extension Bars - 50 & 150mm

3/8" DR SOCKETS & ACCESSORIES

- 12pt - 8, 10, 11, 12, 13, 14, 15, 16, 17, 18 & 19mm
- 12pt - 5/16, 3/8, 7/16, 1/2, 9/16, 5/8, 11/16 & 3/4"
- Spark Plug Sockets - 5/8 & 13/16"
- 45T Ratchet & Flex Handle
- Wobble Extension Bars - 75 & 150mm
- Adaptors - 3/8Fx1/4M & 3/8Fx1/2M

1/2" DR SOCKETS & ACCESSORIES


- 12pt - 10, 11, 12, 13, 14, 15, 16, 17, 18, 19, 20, 21, 22, 23, 24, 26, 27, 30 & 32mm
- 12pt - 3/8, 7/16, 1/2, 9/16, 5/8, 11/16, 3/4, 13/16, 7/8, 15/16, 1, 1-1/16 & 1-1/8"
- 45T Ratchet & Flex Handle
- Wobble Extension Bars - 125 & 250mm
- Adaptor - 1/2Fx3/8M

SPANNERS

- Combination - 8, 10, 11, 12, 13, 14, 16, 17, 18 & 19mm
- Combination - 5/16, 3/8, 7/16, 1/2, 9/16, 5/8, 11/16 & 3/4"


TOOLS

- Screwdrivers - 3.0x75, 5.5x100 & 6.0x150 + #0x75, #1x80 & #2x150
- Hex Keys - 1.5, 2, 2.5, 3, 4, 5, 6, 8 & 10mm
- Hex Keys - 1/16, 5/64, 3/32, 1/8, 5/32, 3/16, 1/4, 5/16 & 3/8"
- Pliers - Combination
- Cutters - Diagonal
- Adjustable Wrench
- Hammer - Ball Pein
- 7 Drawer Custom Series Tool Box



QUAD DRIVE SPANNERS

SP Tools patented QUAD DRIVE open end offers 4 times the gripping power of a standard ROE spanner by wrapping around the fastener and maximising the contact on the flat sides of the fastener head, not the points



DUAL FLAT DRIVE RING END

SP Tools RING END spanners feature dual flat drive ring ends, making them the perfect spanner for getting to and loosening those tricky, hard to reach, often worn fasteners by increasing the contact area with the nut or bolt head



FLAT DRIVE TECHNOLOGY

Perfectly flat spanner head surfaces allow for maximum contact between the spanner and the bolt or nut, maximising grip and enhancing applied torque



HEAVY DUTY RATCHETS

- Strengthened ratchet gear teeth to sustain maximum applied torque
- Reversible ratchet head
- Quick socket release mechanism
- Manufactured from high grade Chrome Vanadium Steel (Cr-V)



HEAVY DUTY SOCKETS

- All SP Tools sockets and accessories are manufactured from high grade chrome vanadium steel and exceed international DIN and ANSI standards. Designed to withstand the rigours of industrial and trade use
- Tough triple chrome, high polish finishes provide for an easy clean-up
- Twin knurling on sockets allows for improved grip, especially useful in oily/greasy conditions
- FLAT DRIVE TECHNOLOGY Maximises contact on the flat sides of the bolt or nut, not the points



*Images are for illustration purposes only, contents may vary

CUSTOM SERIES



QUAD DRIVE SPANNERS
4x more grip

EVA TOOL STORAGE
Spanners and sockets housed in EVA foam organiser trays

DUAL GAS STRUT LID STAYS

HEAVY DUTY FULL EXTENSION DRAWERS

HEAVY DUTY BALL BEARING DRAWER SLIDES

HEAVY DUTY CASTORS
2x Swivel & Lockable

MAX **KG** LOAD
1000KG

CUSTOM SERIES TOOL KIT - METRIC & SAE

SP50111 BLACK

CUSTOM SERIES TOOL KIT METRIC & SAE 135 PIECE

7 DRAWER CUSTOM SERIES TOOL BOX & 2 DRAWER TOOL TROLLEY COMBO 900w x 490d x 1351h

FEATURES

- Internal locking system for extra security
- Heavy duty 28 ball bearing drawer slides
- Robust wall construction
- Double powder coating resists scratching
- Full drawer extension capabilities

DIMENSIONS

7 Drawer Custom Series Tool Box

Deep Depth 668w x 316d x 461h (mm)

Drawers Dimensions:

- 3 Small Drawers 160w x 277d x 40h
- 2 Large Drawers 570w x 277d x 40h
- 2 Large Deep Drawers 570w x 277d x 70h

2 Drawer Custom Series Tool Trolley

900w x 490d x 890h (mm)

Drawers Dimensions:

- 2 Drawers 620w x 405d x 55h
- Bottom tray area 760mm x 485mm x 345mm
- # Some assembly required

CONTENTS

1/4"DR SOCKETS & ACCESSORIES

- 12pt - 4, 5, 6, 7, 8, 9, 10, 11, 12 & 13mm
- 12pt - 3/16, 7/32, 1/4, 9/32, 5/16, 11/32, 3/8, 7/16 & 1/2"
- 45T Ratchet & Flex Handle
- Wobble Extension Bars - 50 & 150mm

3/8"DR SOCKETS & ACCESSORIES

- 12pt - 8, 10, 11, 12, 13, 14, 15, 16, 17, 18 & 19mm
- 12pt - 5/16, 3/8, 7/16, 1/2, 9/16, 5/8, 11/16 & 3/4"
- Spark Plug Sockets - 5/8 & 13/16"
- 45T Ratchet & Flex Handle
- Wobble Extension Bars - 75 & 150mm
- Adaptors - 3/8Fx1/4M & 3/8Fx1/2M

1/2"DR SOCKETS & ACCESSORIES

- 12pt - 10, 11, 12, 13, 14, 15, 16, 17, 18, 19, 20, 21, 22, 23, 24, 26, 27, 30 & 32mm
- 12pt - 3/8, 7/16, 1/2, 9/16, 5/8, 11/16, 3/4, 13/16, 7/8, 15/16, 1, 1-1/16 & 1-1/8"
- 45T Ratchet & Flex Handle
- Wobble Extension Bars - 125 & 250mm
- Adaptor - 1/2Fx3/8M

SPANNERS

- Combination - 8, 10, 11, 12, 13, 14, 16, 17, 18 & 19mm
- Combination - 5/16, 3/8, 7/16, 1/2, 9/16, 5/8, 11/16 & 3/4"

TOOLS


- Screwdrivers - 3.0x75, 5.5x100 & 6.0x150 + #0x75, #1x80 & #2x150
- Hex Keys - 1.5, 2, 2.5, 3, 4, 5, 6, 8 & 10mm
- Hex Keys - 1/16, 5/64, 3/32, 1/8, 5/32, 3/16, 1/4, 5/16 & 3/8"
- Pliers - Combination
- Cutters - Diagonal
- Adjustable Wrench
- Hammer - Ball Pein
- 7 Drawer Custom Series Tool Box
- 2 Drawer Custom Series Tool Trolley

CONTENTS GUIDE



QUAD DRIVE SPANNERS

SP Tools patented QUAD DRIVE open end offers 4 times the gripping power of a standard ROE spanner by wrapping around the fastener and maximising the contact on the flat sides of the fastener head, not the points



PATENTED

DUAL FLAT DRIVE RING END

SP Tools RING END spanners feature dual flat drive ring ends, making them the perfect spanner for getting to and loosening those tricky, hard to reach, often worn fasteners by increasing the contact area with the nut or bolt head



FLAT DRIVE TECHNOLOGY

Perfectly flat spanner head surfaces allow for maximum contact between the spanner and the bolt or nut, maximising grip and enhancing applied torque



SP FLAT DRIVE SPANNER HEAD



REGULAR CONTACT AREA

HEAVY DUTY RATCHETS

- Strengthened ratchet gear teeth to sustain maximum applied torque
- Reversible ratchet head
- Quick socket release mechanism
- Manufactured from high grade Chrome Vanadium Steel (Cr-V)



HEAVY DUTY SOCKETS

- All SP Tools sockets and accessories are manufactured from high grade chrome vanadium steel and exceed international DIN and ANSI standards. Designed to withstand the rigours of industrial and trade use
- Tough triple chrome, high polish finishes provide for an easy clean-up
- Twin knurling on sockets allows for improved grip, especially useful in oily/greasy conditions
- FLAT DRIVE TECHNOLOGY Maximises contact on the flat sides of the bolt or nut, not the points



STEEL FRAME

FULL DRAWER EXTENSION

BALL BEARING SLIDES

DUAL LAYER POWDER COAT

SECURE LOCK

*Images are for illustration purposes only, contents may vary

CUSTOM SERIES



EVA TOOL STORAGE
Spanners and sockets housed in EVA foam organiser trays

DUAL GAS STRUT LID STAYS

HEAVY DUTY BALL BEARING DRAWER SLIDES

HEAVY DUTY BALL BEARING DRAWER SLIDES

HEAVY DUTY FULL EXTENSION DRAWERS

STEEL FRAME

FULL DRAWER EXTENSION

BALL BEARING SLIDES

DUAL LAYER POWDER COAT

SECURE LOCK

CUSTOM SERIES TOOL KIT - METRIC & SAE

T850092 BLACK

SP/888 SERIES TOOL KIT METRIC & SAE 169 PIECE

7 DRAWER CUSTOM SERIES TOOL BOX STANDARD DEPTH 668W x 316D x 461H (mm)

FEATURES

- Internal locking system for extra security
- Heavy duty 28 ball bearing drawer slides
- Robust wall construction
- Double powder coating resists scratching
- Full drawer extension capabilities

DRAWER DIMENSIONS

- 3x Drawers: 160w x 277d x 40h
- 2x Drawers: 570w x 277d x 40h
- 2x Drawers: 570w x 277d x 70h

CONTENTS

- 1/4" DR SOCKETS & ACCESSORIES**
- 12pt - 4, 5, 6, 7, 8, 9, 10, 11, 12 & 13mm
 - 12pt - 3/16, 7/32, 1/4, 9/32, 5/16, 11/32, 3/8, 7/16 & 1/2"
 - 72T Ratchet & Flex Handle
 - Wobble Extension Bars - 50 & 150mm
- 3/8" DR SOCKETS & ACCESSORIES**
- 12pt - 8, 10, 11, 12, 13, 14, 15, 16, 17, 18 & 19mm
 - 12pt - 5/16, 3/8, 7/16, 1/2, 9/16, 5/8, 11/16 & 3/4"
 - Spark Plug Sockets - 16 & 21mm"
 - 72T Ratchet & Flex Handle
 - Wobble Extension Bars - 75 & 150mm
 - Adaptors - 3/8Fx1/4M & 3/8Fx1/2M
- 1/2" DR SOCKETS & ACCESSORIES**
- 12pt - 10, 11, 12, 13, 14, 15, 16, 17, 18, 19, 20, 21, 22, 23, 24, 26, 27, 30 & 32mm
 - 12pt - 3/8, 7/16, 1/2, 9/16, 5/8, 11/16, 3/4, 13/16, 7/8, 15/16, 1, 1-1/16 & 1-1/4"
 - 72T Ratchet & Flex Handle
 - Wobble Extension Bars - 125 & 250mm
 - Adaptor - 1/2Fx3/8M
- SPANNERS**
- Combination - 10, 11, 12, 13, 14, 16, 17, 18 & 19mm
 - Combination - 5/16, 3/8, 7/16, 1/2, 9/16, 5/8, 11/16 & 3/4"
- TOOLS**
- Screwdrivers - 3.0x75, 5.0x100 & 6.0x150 + #0x75, #1x80 & #2x150
 - Hex Keys - 1.5, 2, 2.5, 3, 4, 5, 6, 8 & 10mm
 - Hex Keys - 1/16, 5/64, 3/32, 1/8, 5/32, 3/16, 1/4, 5/16 & 3/8"
 - Pliers - Combination, Long Nose & Circlip (4)
 - Cutters - Diagonal
 - Adjustable Wrench - 250mm
 - Ratchet Driver & Bit Set - 31pc
 - Hammer - Ball Pein
 - 7 Drawer Custom Series Tool Box

CONTENTS GUIDE



*Images are for illustration purposes only, contents may vary

CUSTOM SERIES



QUAD DRIVE SPANNERS
4x more grip

EVA TOOL STORAGE
Spanners and sockets housed in EVA foam organiser trays

DUAL GAS STRUT LID STAYS

HEAVY DUTY BALL BEARING DRAWER SLIDES

HEAVY DUTY FULL EXTENSION DRAWERS

NEED MORE STORAGE?
This tool kit is available with a 5 drawer roller cabinet. Turn to the next page.

CUSTOM SERIES TOOL KIT - METRIC & SAE

SP50099 BLACK

CUSTOM SERIES TOOL KIT METRIC & SAE 201 PIECE

7 DRAWER CUSTOM SERIES TOOL BOX STANDARD DEPTH 668W X 316D X 461H (mm)


- FEATURES**
- Internal locking system for extra security
 - Heavy duty 28 ball bearing drawer slides
 - Robust wall construction
 - Double powder coating resists scratching
 - Full drawer extension capabilities

- DRAWER DIMENSIONS**
- 3x Drawers: 160w x 277d x 40h
 - 2x Drawers: 570w x 277d x 40h
 - 2x Drawers: 570w x 277d x 70h

CONTENTS


- 1/4"DR SOCKETS & ACCESSORIES**
- 12pt - 4, 5, 6, 7, 8, 9, 10, 11, 12 & 13mm
 - 12pt - 3/16, 7/32, 1/4, 9/32, 5/16, 11/32, 3/8, 7/16 & 1/2"
 - 45T Ratchet & Flex Handle
 - Wobble Extension Bars - 50 & 150mm
- 3/8"DR SOCKETS & ACCESSORIES**
- 12pt - 8, 10, 11, 12, 13, 14, 15, 16, 17, 18 & 19mm
 - 12pt - 5/16, 3/8, 7/16, 1/2, 9/16, 5/8, 11/16 & 3/4"
 - Spark Plug Sockets - 5/8 & 13/16"
 - 45T Ratchet & Flex Handle
 - Wobble Extension Bars - 75 & 150mm
 - Adaptors - 3/8Fx1/4M & 3/8Fx1/2M
- 1/2"DR SOCKETS & ACCESSORIES**
- 12pt - 10, 11, 12, 13, 14, 15, 16, 17, 18, 19, 20, 21, 22, 23, 24, 26, 27, 30 & 32mm
 - 12pt - 3/8, 7/16, 1/2, 9/16, 5/8, 11/16, 3/4, 13/16, 7/8, 15/16, 1, 1-1/16 & 1-1/8"
 - 45T Ratchet & Flex Handle
 - Wobble Extension Bars - 125 & 250mm
 - Adaptor - 1/2Fx3/8M
- SPANNERS**
- Combination - 8, 10, 11, 12, 13, 14, 16, 17, 18 & 19mm
 - Combination - 5/16, 3/8, 7/16, 1/2, 9/16, 5/8, 11/16 & 3/4"
- TOOLS**
- Screwdrivers - 3.0x75, 5.5x100 & 6.0x150 + #0x75, #1x80 & #2x150
 - Hex Keys - 1.5, 2, 2.5, 3, 4, 5, 6, 8 & 10mm
 - Hex Keys - 1/16, 5/64, 3/32, 1/8, 5/32, 3/16, 1/4, 5/16 & 3/8"
 - Pliers - Combination
 - Cutters - Diagonal
 - Adjustable Wrench - 250mm
 - Power Bit Set - 67pc
 - Hammer - Ball Pein
 - 7 Drawer Custom Series Tool Box

CONTENTS GUIDE



QUAD DRIVE SPANNERS

SP Tools patented QUAD DRIVE open end offers 4 times the gripping power of a standard ROE spanner by wrapping around the fastener and maximising the contact on the flat sides of the fastener head, not the points



FLAT DRIVE RING END

SP Tools RING END spanners feature flat drive ring ends, making them the perfect spanner for getting to and loosening those tricky, hard to reach, often worn fasteners by increasing the contact area with the nut or bolt head



FLAT DRIVE TECHNOLOGY

Perfectly flat spanner head surfaces allow for maximum contact between the spanner and the bolt or nut, maximising grip and enhancing applied torque



HEAVY DUTY RATCHETS

- Strengthened ratchet gear teeth to sustain maximum applied torque
- Reversible ratchet head
- Quick socket release mechanism
- Manufactured from high grade Chrome Vanadium Steel (Cr-V)



HEAVY DUTY SOCKETS

- All SP Tools sockets and accessories are manufactured from high grade chrome vanadium steel and exceed international DIN and ANSI standards. Designed to withstand the rigours of industrial and trade use
- Tough triple chrome, high polish finishes provide for an easy clean-up
- Twin knurling on sockets allows for improved grip, especially useful in oily/greasy conditions
- FLAT DRIVE TECHNOLOGY Maximises contact on the flat sides of the bolt or nut, not the points



*Images are for illustration purposes only, contents may vary

CUSTOM SERIES



QUAD DRIVE SPANNERS
4x more grip

EVA TOOL STORAGE
Spanners and sockets housed in EVA foam organiser trays

DUAL GAS STRUT LID STAYS

HEAVY DUTY FULL EXTENSION DRAWERS

HEAVY DUTY BALL BEARING DRAWER SLIDES

HEAVY DUTY CASTORS
2x Swivel & Lockable

CUSTOM SERIES TOOL KIT - METRIC & SAE

SP50113 BLACK

CUSTOM SERIES TOOL KIT METRIC & SAE 202 PIECE

15 DRAWER CUSTOM SERIES TOOL BOX & ROLLER CABINET COMBO
680w x 460d x 1273h (mm)
(1405h with castors)

FEATURES

- Internal locking system for extra security
- Heavy duty 28 ball bearing drawer slides
- Robust wall construction
- Double powder coating resists scratching
- Full drawer extension capabilities
- Heavy duty castors - 2x lockable swivel

DIMENSIONS

7 Drawer Custom Series Tool Box
Standard Depth
668w x 316d x 461h (mm)
Drawers Dimensions:
• 3x Drawers: 160w x 277d x 40h
• 2x Drawer: 570w x 277d x 40h
• 2x Drawer: 570w x 277d x 70h

5 Drawer Custom Series Roller Cabinet
680w x 460d x 812h (mm)
Drawers Dimensions:
• 3x Drawers: 570w x 405d x 75h
• 2x Drawer: 570w x 405d x 154h

CONTENTS

1/4" DR SOCKETS & ACCESSORIES

- 12pt - 4, 5, 6, 7, 8, 9, 10, 11, 12 & 13mm
- 12pt - 3/16, 7/32, 1/4, 9/32, 5/16, 11/32, 3/8, 7/16 & 1/2"
- 45T Ratchet & Flex Handle
- Wobble Extension Bars - 50 & 150mm

3/8" DR SOCKETS & ACCESSORIES

- 12pt - 8, 10, 11, 12, 13, 14, 15, 16, 17, 18 & 19mm
- 12pt - 5/16, 3/8, 7/16, 1/2, 9/16, 5/8, 11/16 & 3/4"
- Spark Plug Sockets - 5/8 & 13/16"
- 45T Ratchet & Flex Handle
- Wobble Extension Bars - 75 & 150mm
- Adaptors - 3/8Fx1/4M & 3/8Fx1/2M

1/2" DR SOCKETS & ACCESSORIES

- 12pt - 10, 11, 12, 13, 14, 15, 16, 17, 18, 19, 20, 21, 22, 23, 24, 26, 27, 30 & 32mm
- 12pt - 3/8, 7/16, 1/2, 9/16, 5/8, 11/16, 3/4, 13/16, 7/8, 15/16, 1, 1-1/16 & 1-1/8"
- 45T Ratchet & Flex Handle
- Wobble Extension Bars - 125 & 250mm
- Adaptor - 1/2Fx3/8M

SPANNERS

- Combination - 8, 10, 11, 12, 13, 14, 16, 17, 18 & 19mm
- Combination - 5/16, 3/8, 7/16, 1/2, 9/16, 5/8, 11/16 & 3/4"

TOOLS

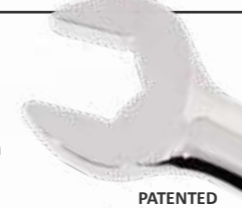
- Screwdrivers - 3.0x75, 5.5x100 & 6.0x150 + #0x75, #1x80 & #2x150
- Hex Keys - 1.5, 2, 2.5, 3, 4, 5, 6, 8 & 10mm
- Hex Keys - 1/16, 5/64, 3/32, 1/8, 5/32, 3/16, 1/4, 5/16 & 3/8"
- Pliers - Combination
- Cutters - Diagonal
- Adjustable Wrench - 250mm
- Power Bit Set - 67pc
- Hammer - Ball Pein
- 7 Drawer Custom Series Tool Box

CONTENTS GUIDE



QUAD DRIVE SPANNERS

SP Tools patented QUAD DRIVE open end offers 4 times the gripping power of a standard ROE spanner by wrapping around the fastener and maximising the contact on the flat sides of the fastener head, not the points



PATENTED

FLAT DRIVE RING END

SP Tools RING END spanners feature flat drive ring ends, making them the perfect spanner for getting to and loosening those tricky, hard to reach, often worn fasteners by increasing the contact area with the nut or bolt head



FLAT DRIVE TECHNOLOGY

Perfectly flat spanner head surfaces allow for maximum contact between the spanner and the bolt or nut, maximising grip and enhancing applied torque



SP FLAT DRIVE SPANNER HEAD

REGULAR CONTACT AREA

HEAVY DUTY RATCHETS

- Strengthened ratchet gear teeth to sustain maximum applied torque
- Reversible ratchet head
- Quick socket release mechanism
- Manufactured from high grade Chrome Vanadium Steel (Cr-V)



HEAVY DUTY SOCKETS

- All SP Tools sockets and accessories are manufactured from high grade chrome vanadium steel and exceed international DIN and ANSI standards. Designed to withstand the rigours of industrial and trade use
- FLAT DRIVE TECHNOLOGY Maximises contact on the flat sides of the bolt or nut, not the points



STEEL FRAME

FULL DRAWER EXTENSION

BALL BEARING SLIDES

DUAL LAYER POWDER COAT

SECURE LOCK

*Images are for illustration purposes only, contents may vary

CUSTOM SERIES



QUAD DRIVE SPANNERS
4x more grip

EVA TOOL STORAGE
Spanners and sockets housed in EVA foam organiser trays

DUAL GAS STRUT LID STAYS

HEAVY DUTY BALL BEARING DRAWER SLIDES

HEAVY DUTY FULL EXTENSION DRAWERS

CUSTOM SERIES TOOL KIT - METRIC & SAE

SP50121 BLACK

CUSTOM SERIES TOOL KIT METRIC & SAE 218 PIECE

7 DRAWER CUSTOM SERIES TOOL BOX DEEP DEPTH 668W x 445D x 465H (mm)

FEATURES

- Internal locking system for extra security
- Heavy duty 28 ball bearing drawer slides
- Robust wall construction
- Double powder coating resists scratching
- Full drawer extension capabilities

DRAWER DIMENSIONS

- 3x Drawers: 160w x 405d x 40h
- 2x Drawers: 570w x 405d x 40h
- 2x Drawers: 570w x 405d x 70h

CONTENTS

- 1/4" DR SOCKETS & ACCESSORIES**
- 12pt - 4, 5, 6, 7, 8, 9, 10, 11, 12 & 13mm
 - 12pt - 3/16, 7/32, 1/4, 9/32, 5/16, 11/32, 3/8, 7/16 & 1/2"
 - 45T Ratchet, Flex Handle & Universal Joint
 - Extension Bars - 50 & 150mm

- 3/8" DR SOCKETS & ACCESSORIES**
- 12pt - 6, 7, 8, 9, 10, 11, 12, 13, 14, 15, 16, 17, 18, 19, 20, 21 & 22mm
 - 12pt - 1/4, 5/16, 3/8, 7/16, 1/2, 9/16, 5/8, 11/16, 3/4, 13/16 & 7/8"
 - Spark Plug Sockets - 5/8 & 13/16"
 - 45T Ratchet, Flex Handle & Universal Joint
 - Extension Bars - 75 & 150mm
 - Adaptors - 3/8Fx1/4M & 3/8Fx1/2M

- 1/2" DR SOCKETS & ACCESSORIES**
- 12pt - 10, 11, 12, 13, 14, 15, 16, 17, 18, 19, 20, 21, 22, 23, 24, 26, 27, 30 & 32mm
 - 12pt - 3/8, 7/16, 1/2, 9/16, 5/8, 11/16, 3/4, 13/16, 7/8, 15/16, 1, 1-1/16, 1-1/8, 1-3/16 & 1-1/4"
 - 45T Ratchet, Flex Handle & Universal Joint
 - Extension Bars - 75 & 125mm
 - Spark Plug Sockets - 5/8 & 13/16"
 - Adaptor - 1/2Fx3/8M

- SPANNERS**
- Combination - 6, 7, 8, 9, 10, 11, 12, 13, 14, 15, 16, 17, 18 & 19mm
 - 1/4, 5/16, 3/8, 7/16, 1/2, 9/16, 5/8, 11/16, 3/4, 13/16 & 7/8"

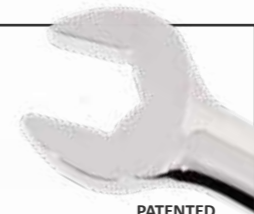
- TOOLS**
- Screwdrivers - 3.0x75, 5.5x100, 6.5x38, 6.5x100, 6.5x150 & 8.0x150mm
 - Screwdrivers - #0x75, #1x75, #2x38, #2x100, #2x150 & #3x150mm
 - Hex Keys - 1.5, 2, 2.5, 3, 4, 5, 6, 8 & 10mm
 - Hex Keys - 1/16, 5/64, 3/32, 1/8, 5/32, 3/16, 1/4, 5/16 & 3/8"
 - Torx Keys - T10, T15, T20, T25, T27, T30, T40, T45 & T50
 - Ratchet Bit Set - 31pc
 - Pliers - Combination, Long Nose, Multigrips & Locking
 - Cutters - Diagonal
 - Hammer - Ball Pein
 - Adjustable Wrench
 - Tape Measure
 - Pick Set - 4pc
 - Pin Punch Set - 7pc
 - 7 Drawer Custom Series Tool Box

CONTENTS GUIDE



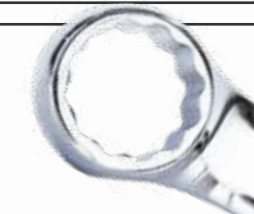
QUAD DRIVE SPANNERS

SP Tools patented QUAD DRIVE open end offers 4 times the gripping power of a standard ROE spanner by wrapping around the fastener and maximising the contact on the flat sides of the fastener head, not the points



FLAT DRIVE RING END

SP Tools RING END spanners feature flat drive ring ends, making them the perfect spanner for getting to and loosening those tricky, hard to reach, often worn fasteners by increasing the contact area with the nut or bolt head



FLAT DRIVE TECHNOLOGY

Perfectly flat spanner head surfaces allow for maximum contact between the spanner and the bolt or nut, maximising grip and enhancing applied torque



HEAVY DUTY RATCHETS

- Strengthened ratchet gear teeth to sustain maximum applied torque
- Reversible ratchet head
- Quick socket release mechanism
- Manufactured from high grade Chrome Vanadium Steel (Cr-V)



HEAVY DUTY SOCKETS

- All SP Tools sockets and accessories are manufactured from high grade chrome vanadium steel and exceed international DIN and ANSI standards. Designed to withstand the rigours of industrial and trade use
- FLAT DRIVE TECHNOLOGY Maximises contact on the flat sides of the bolt or nut, not the points



*Images are for illustration purposes only, contents may vary

CUSTOM SERIES



QUAD DRIVE SPANNERS
4x more grip

EVA TOOL STORAGE
Spanners and sockets housed in EVA foam organiser trays

DUAL GAS STRUT LID STAYS

HEAVY DUTY BALL BEARING DRAWER SLIDES

HEAVY DUTY FULL EXTENSION DRAWERS

465mm

668mm

445mm

EXTRA DEEP

CUSTOM SERIES TOOL KIT - METRIC & SAE

SP50123 BLACK
CUSTOM SERIES TOOL KIT METRIC & SAE 254 PIECE
7 DRAWER CUSTOM SERIES TOOL BOX DEEP DEPTH 668W X 445D X 465H (mm)

FEATURES

- Internal locking system for extra security
- Heavy duty 28 ball bearing drawer slides
- Robust wall construction
- Double powder coating resists scratching
- Full drawer extension capabilities


DRAWER DIMENSIONS

- 4x Drawers: 160w x 405d x 40h
- 1x Drawer: 160w x 405d x 90h
- 1x Drawer: 570w x 405d x 40h
- 2x Drawers: 570w x 405d x 70h

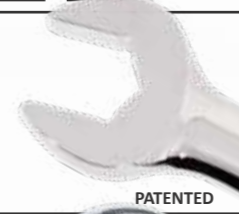
CONTENTS

- 1/4" DR SOCKETS & ACCESSORIES**
- 12pt - 4, 5, 6, 7, 8, 9, 10, 11, 12 & 13mm
 - 12pt - 3/16, 7/32, 1/4, 9/32, 5/16, 11/32, 3/8, 7/16 & 1/2"
 - 45T Ratchet, Flex Handle & Universal Joint
 - Extension Bars - 50 & 150mm
- 3/8" DR SOCKETS & ACCESSORIES**
- 12pt - 6, 7, 8, 9, 10, 11, 12, 13, 14, 15, 16, 17, 18, 19, 20, 21 & 22mm
 - 12pt - 1/4, 5/16, 3/8, 7/16, 1/2, 9/16, 5/8, 11/16, 3/4, 13/16 & 7/8"
 - 12pt Deep - 10, 11, 12, 13, 14, 15, 16, 17, 18 & 19mm
 - 12pt Deep - 5/16, 3/8, 7/16, 1/2, 9/16, 5/8, 11/16 & 3/4"
 - Spark Plug Sockets - 5/8 & 13/16"
 - 45T Ratchet, Flex Handle & Universal Joint
 - Extension Bars - 75 & 150mm
 - Adaptors - 3/8Fx1/4M & 3/8Fx1/2M
- 1/2" DR SOCKETS & ACCESSORIES**
- 12pt - 10, 11, 12, 13, 14, 15, 16, 17, 18, 19, 20, 21, 22, 23, 24, 26, 27, 30 & 32mm
 - 12pt - 3/8, 7/16, 1/2, 9/16, 5/8, 11/16, 3/4, 13/16, 7/8, 15/16, 1, 1-1/16, 1-1/8, 1-3/16 & 1-1/4"
 - Spark Plug Sockets - 5/8 & 13/16"
 - 45T Ratchet, Flex Handle & Universal Joint
 - Extension Bars - 75 & 125mm
 - Adaptor - 1/2Fx3/8M
- SPANNERS**
- Combination - 6, 7, 8, 9, 10, 11, 12, 13, 14, 15, 16, 17, 18 & 19mm
 - Combination - 1/4, 5/16, 3/8, 7/16, 1/2, 9/16, 5/8, 11/16, 3/4, 13/16 & 7/8"
- TOOLS**
- Screwdrivers - 3.0x75, 5.5x100, 6.5x38, 6.5x100, 6.5x150 & 8.0x150mm
 - Screwdrivers - #0x75, #1x75, #2x38, #2x100, #2x150 & #3x150mm
 - Precision Screwdrivers - 2.0x50, 2.5x50, 3.0x50, #0x50, #00x50 & #000x50mm
 - Hex Keys - 1.5, 2, 2.5, 3, 4, 5, 6, 8 & 10mm
 - Hex Keys - 1/16, 5/64, 3/32, 1/8, 5/32, 3/16, 1/4, 5/16 & 3/8"
 - Torx Keys - T10, T15, T20, T25, T27, T30, T40 & T50
 - Ratchet Bit Set - 31pc
 - Pliers - Combination, Long Nose, Multigrip & Locking
 - Circlip Pliers Set - 4pc
 - Cutters - Diagonal
 - Adjustable Wrenches (2)
 - Hammers - Ball pein 16oz & 24oz, Soft/Hard Head - 35mm
 - Hacksaw & Tape Measure
 - Pick Set - 4pc
 - Pin punch & chisel set - 10pc
 - Knife
 - 7 Drawer Custom Series Tool Box

CONTENTS GUIDE



QUAD DRIVE SPANNERS
SP Tools patented QUAD DRIVE open end offers 4 times the gripping power of a standard ROE spanner by wrapping around the fastener and maximising the contact on the flat sides of the fastener head, not the points



PATENTED

FLAT DRIVE RING END
SP Tools RING END spanners feature flat drive ring ends, making them the perfect spanner for getting to and loosening those tricky, hard to reach, often worn fasteners by increasing the contact area with the nut or bolt head



FLAT DRIVE TECHNOLOGY
Perfectly flat spanner head surfaces allow for maximum contact between the spanner and the bolt or nut, maximising grip and enhancing applied torque



HEAVY DUTY RATCHETS

- Strengthened ratchet gear teeth to sustain maximum applied torque
- Reversible ratchet head
- Quick socket release mechanism
- Manufactured from high grade Chrome Vanadium Steel (Cr-V)



HEAVY DUTY SOCKETS

- All SP Tools sockets and accessories are manufactured from high grade chrome vanadium steel and exceed international DIN and ANSI standards. Designed to withstand the rigours of industrial and trade use
- FLAT DRIVE TECHNOLOGY Maximises contact on the flat sides of the bolt or nut, not the points



*Images are for illustration purposes only, contents may vary



CUSTOM SERIES

KIT INCLUDES
QUAD DRIVE & FLARE NUT SPANNERS



EVA TOOL STORAGE

Spanners and sockets housed in EVA foam organiser trays

DUAL GAS STRUT LID STAYS

HEAVY DUTY FULL EXTENSION DRAWERS

HEAVY DUTY BALL BEARING DRAWER SLIDES

HEAVY DUTY CASTORS
2x Swivel & Lockable



STEEL FRAME



SP50105 BLACK

CUSTOM SERIES TOOL KIT METRIC & SAE 307 PIECE

15 DRAWER CUSTOM SERIES TOOL BOX & ROLLER CABINET COMBO 680w x 460d x 1405h (mm)

FEATURES

- Internal locking system for extra security
- Heavy duty 28 ball bearing drawer slides
- Robust wall construction
- Double powder coating resists scratching
- Full drawer extension capabilities
- Heavy duty castors - 2x lockable swivel

DIMENSIONS

8 Drawer Custom Series Tool Box Deep Depth 668w x 445d x 465h (mm)

Drawers Dimensions:

- 4x Drawers: 160w x 405d x 40h
- 1x Drawer: 160w x 405d x 90h
- 1x Drawer: 570w x 405d x 40h
- 2x Drawers: 570w x 405d x 70h

7 Drawer Custom Series Roller Cabinet 680w x 460d x 940h (mm)

Drawers Dimensions:

- 6x Drawers: 570w x 405d x 75h
- 1x Drawer: 570w x 405d x 154h

HEAVY DUTY RATCHETS

- Strengthened ratchet gear teeth to sustain maximum applied torque
- Reversible ratchet head
- Quick socket release mechanism
- Manufactured from high grade Chrome Vanadium Steel (Cr-V)



HEAVY DUTY SOCKETS

- All SP Tools sockets and accessories are manufactured from high grade chrome vanadium steel and exceed international DIN and ANSI standards. Designed to withstand the rigours of industrial and trade use
- Twin knurling on sockets allows for improved grip
- FLAT DRIVE TECHNOLOGY Maximises contact on the flat sides of the bolt or nut, not the points



CONTENTS

1/4" DR SOCKETS & ACCESSORIES

- 12pt - 4, 5, 6, 7, 8, 9, 10, 11, 12 & 13mm
- 12pt - 3/16, 7/32, 1/4, 9/32, 5/16, 11/32, 3/8, 7/16 & 1/2"
- Inhex - 3, 4, 5 & 6mm, 1/8, 5/32, 3/16, 7/32 & 1/4"
- Torx - T10, T15, T20 & T25
- 45T Ratchet, Flex Handle & Universal Joint
- Extension Bars - 50 & 150mm

3/8" DR SOCKETS & ACCESSORIES

- 12pt - 6, 7, 8, 9, 10, 11, 12, 13, 14, 15, 16, 17, 18, 19, 20, 21 & 22mm
- 12pt - 1/4, 5/16, 3/8, 7/16, 1/2, 9/16, 5/8, 11/16, 3/4, 13/16 & 7/8"
- 12pt Deep - 10, 11, 12, 13, 14, 15, 16, 17, 18 & 19mm
- 12pt Deep - 5/16, 3/8, 7/16, 1/2, 9/16, 5/8, 11/16 & 3/4"
- Inhex - 6, 7, 8, 9 & 10mm, 3/16, 7/32, 1/4, 5/16 & 3/8"
- Torx - T27, T30, T40, T45, T50 & T55 + 3/8Fx1/4M Adaptor
- Spark Plug Sockets - 5/8 & 13/16"
- 45T Ratchet, Flex Handle & Universal Joint
- Extension Bars - 75 & 150mm
- Adaptors - 3/8Fx1/4M & 3/8Fx1/2M

1/2" DR SOCKETS & ACCESSORIES

- 12pt - 10, 11, 12, 13, 14, 15, 16, 17, 18, 19, 20, 21, 22, 23, 24, 26, 27, 30 & 32mm
- 12pt - 3/8, 7/16, 1/2, 9/16, 5/8, 11/16, 3/4, 13/16, 7/8, 15/16, 1, 1-1/16, 1-1/8, 1-3/16 & 1-1/4"
- Spark Plug Sockets - 5/8 & 13/16"
- 45T Ratchet, Flex Handle & Universal Joint
- Extension Bars - 75 & 125mm
- Adaptor - 1/2Fx3/8M

SPANNERS

- Combination - 6, 7, 8, 9, 10, 11, 12, 13, 14, 15, 16, 17, 18 & 19mm
- Combination - 1/4, 5/16, 3/8, 7/16, 1/2, 9/16, 5/8, 11/16, 3/4, 13/16 & 7/8"
- Flare Nut - 10x11, 12x13, 14x17 & 19x22mm
- Flare Nut - 3/8x7/16, 1/2x9/16, 5/8x11/16 & 3/4x7/8"

TOOLS

- Screwdrivers - 3.0x75, 5.5x100, 6.5x38, 6.5x100, 6.5x150 & 8.0x150mm
- Screwdrivers - #0x75, #1x75, #2x38, #2x100, #2x150 & #3x150mm
- Precision Screwdrivers - 2.0x50, 2.5x50, 3.0x50, #0x50, #00x50 & #000x50mm
- Hex Keys - 1.5, 2, 2.5, 3, 4, 5, 6, 8 & 10mm
- Hex Keys - 1/16, 5/64, 3/32, 1/8, 5/32, 3/16, 1/4, 5/16 & 3/8"
- Torx Keys - T10, T15, T20, T25, T27, T30, T40, T45 & T50
- Ratchet Bit Set - 31pc
- Pliers - Combination, Long Nose, Multigrip, Locking & Circlip (4)
- Cutters - Diagonal
- Adjustable Wrenches x 2
- Hammers - Ball Pein x 2, Dual Face
- Hacksaw & Tape Measure
- Pin Punch & Chisel Set - 10pc
- Pick Set - 4pc & Tweezers Set - 4pc
- Pry Bar Set - 4pc
- Retractable Knife
- Tool Storage Trays x 6
- 8 Drawer Custom Series Tool Box
- 7 Drawer Custom Series Roller Cabinet

QUAD DRIVE SPANNERS

PATENTED

SP Tools patented QUAD DRIVE open end offers 4 times the gripping power of a standard ROE spanner by wrapping around the fastener and maximising the contact on the flat sides of the fastener head, not the points



FLARE NUT RING END

SP Tools FLARE NUT spanners feature oversized spanner head surfaces that grip multiple sides of the fastener to reduce rounding, ideal for use on soft fittings in aluminium, copper and brass on fuel, brake, air conditioning, diesel lines and diesel injectors



CONTENTS GUIDE



FLAT DRIVE TECH

Perfectly flat spanner head surfaces allow for maximum contact between the spanner and the bolt or nut, maximising grip and enhancing applied torque

*Images are for illustration purposes only, contents may vary



CUSTOM SERIES

KIT INCLUDES
QUAD DRIVE, FLARE NUT
& DOUBLE RING
SPANNERS



KIT INCLUDES
JUMBO QUAD DRIVE
ROE SPANNERS
UP TO 32mm & 1-1/4"



KIT INCLUDES
QUAD DRIVE & FLARE
NUT SPANNERS



EVA TOOL STORAGE
Spanners and sockets
housed in EVA foam
organiser trays

DUAL GAS STRUT
LID STAYS

HEAVY DUTY
FULL EXTENSION
DRAWERS

HEAVY DUTY BALL
BEARING DRAWER
SLIDES

HEAVY DUTY
CASTORS
2x Swivel & Lockable



STEEL FRAME



SP50110 BLACK

CUSTOM SERIES TOOL KIT METRIC & SAE 377 PIECE

15 DRAWER CUSTOM SERIES TOOL BOX
& ROLLER CABINET COMBO
680w x 460d x 1405h (mm)

FEATURES

- Internal locking system for extra security
- Heavy duty 28 ball bearing drawer slides
- Robust wall construction
- Double powder coating resists scratching
- Full drawer extension capabilities
- Heavy duty castors - 2x lockable swivel

DIMENSIONS

8 Drawer Custom Series Tool Box
Deep Depth
668w x 445d x 465h (mm)
Drawers Dimensions:
• 4x Drawers: 160w x 405d x 40h
• 1x Drawer: 160w x 405d x 90h
• 1x Drawer: 570w x 405d x 40h
• 2x Drawers: 570w x 405d x 70h

7 Drawer Custom Series Roller Cabinet
680w x 460d x 940h (mm)
Drawers Dimensions:
• 6x Drawers: 570w x 405d x 75h
• 1x Drawer: 570w x 405d x 154h

QUAD DRIVE SPANNERS

SP Tools patented QUAD DRIVE open end offers 4 times the gripping power of a standard ROE spanner by wrapping around the fastener and maximising the contact on the flat sides of the fastener head, not the points



PATENTED


FLARE NUT RING END

SP Tools FLARE NUT spanners feature oversized spanner head surfaces that grip multiple sides of the fastener to reduce rounding. Ideal for use on soft fittings in aluminium, copper and brass on fuel, brake, air conditioning & diesel lines



FLAT DRIVE RING END

SP Tools RING END spanners feature flat drive ring ends, making them the perfect spanner for getting to and loosening those tricky, hard to reach, often worn fasteners by increasing the contact area with the nut or bolt head



CUSTOM SERIES TOOL KIT - METRIC & SAE

CONTENTS

- 1/4" DR SOCKETS & ACCESSORIES**
- 12pt - 4, 5, 6, 7, 8, 9, 10, 11, 12 & 13mm
 - 12pt - 3/16, 7/32, 1/4, 9/32, 5/16, 11/32, 3/8, 7/16 & 1/2"
 - Deep 6pt - 4, 5, 6, 7, 8, 9, 10, 11, 12 & 13mm
 - Deep 6pt - 3/16, 7/32, 1/4, 9/32, 5/16, 11/32, 3/8, 7/16 & 1/2"
 - Inhex - 3, 4, 5 & 6mm, 1/8, 5/32, 3/16, 7/32 & 1/4"
 - Torx - T10, T15, T20 & T25
 - 45T Ratchet, Flex Handle & Universal Joint
 - Extension Bars - 50 & 150mm

- 3/8" DR SOCKETS & ACCESSORIES**
- 12pt - 6, 7, 8, 9, 10, 11, 12, 13, 14, 15, 16, 17, 18, 19, 20, 21 & 22mm
 - 12pt - 1/4, 5/16, 3/8, 7/16, 1/2, 9/16, 5/8, 11/16, 3/4, 13/16 & 7/8"
 - 12pt Deep - 10, 11, 12, 13, 14, 15, 16, 17, 18 & 19mm
 - 12pt Deep - 5/16, 3/8, 7/16, 1/2, 9/16, 5/8, 11/16 & 3/4"
 - Inhex - 6, 7, 8, 9 & 10mm, 3/16, 7/32, 1/4, 5/16 & 3/8"
 - Torx - T27, T30, T40, T45, T50 & T55 + 3/8Fx1/4M Adaptor
 - Spark Plug Sockets - 5/8 & 13/16"
 - 45T Ratchet, Flex Handle & Universal Joint
 - Extension Bars - 75 & 150mm
 - Adaptors - 3/8Fx1/4M & 3/8Fx1/2M

- 1/2" DR SOCKETS & ACCESSORIES**
- 12pt - 10, 11, 12, 13, 14, 15, 16, 17, 18, 19, 20, 21, 22, 23, 24, 26, 27, 30 & 32mm
 - 12pt - 3/8, 7/16, 1/2, 9/16, 5/8, 11/16, 3/4, 13/16, 7/8, 15/16, 1, 1-1/16, 1-1/8, 1-3/16 & 1-1/4"
 - Deep 12pt - 10, 11, 12, 13, 14, 15, 16, 17, 19, 21, 22 & 24mm
 - Deep 12pt - 3/8, 7/16, 1/2, 9/16, 5/8, 11/16, 3/4, 13/16, 7/8, 15/16 & 1"
 - Spark Plug Sockets - 5/8 & 13/16"
 - 45T Ratchet, Flex Handle & Universal Joint
 - Extension Bars - 75 & 125mm
 - Adaptor - 1/2Fx3/8M

- SPANNERS**
- Combination - 6, 7, 8, 9, 10, 11, 12, 13, 14, 15, 16, 17, 18, 19, 20, 21, 22, 23, 24, 25, 26, 27, 30 & 32mm
 - Combination - 1/4, 5/16, 3/8, 7/16, 1/2, 9/16, 5/8, 11/16, 3/4, 13/16, 7/8, 15/16, 1, 1-1/16, 1-1/8 & 1-1/4"
 - Flare Nut - 10x11, 12x13, 14x17 & 19x22mm
 - Flare Nut - 3/8x7/16, 1/2x9/16, 5/8x11/16 & 3/4x7/8"
 - Ring - 8x10, 12x14, 13x15, 16x18, 17x19 & 22x24mm
 - Ring - 3/8x5/16, 1/2x7/16, 5/8x9/16 & 3/4x11/16"

- TOOLS**
- Screwdrivers - 3.0x75, 5.5x100, 6.5x38, 6.5x100, 6.5x150 & 8.0x150mm
 - Screwdrivers - #0x75, #1x75, #2x38, #2x100, #2x150 & #3x150mm
 - Precision Screwdrivers - 2.0x50, 2.5x50, 3.0x50, #0x50, #00x50 & #000x50mm
 - Hex Keys - 1.5, 2, 2.5, 3, 4, 5, 6, 8 & 10mm
 - Hex Keys - 1/16, 5/64, 3/32, 1/8, 5/32, 3/16, 1/4, 5/16 & 3/8"
 - Torx Keys - T10, T15, T20, T25, T27, T30, T40, T45 & T50
 - Pry Bar Set - 4pc & Hook/Pick Set - 4pc
 - Ratchet Driver & Bit Set - 31pc
 - Pliers - Combination, Long Nose, Multigrip, Locking & Circlip (4)
 - Cutters - Diagonal
 - Adjustable Wrenches x 4
 - Hammers - Ball Pein x 3 & Soft/Hard Dual Head
 - Hacksaw & Tape Measure
 - Pin Punch & Chisel Set - 10pc
 - Tweezers Set - 4pc
 - Utility Knife
 - Tool Storage Trays x 6
 - 8 Drawer Custom Series Tool Box
 - 7 Drawer Custom Series Roller Cabinet

HEAVY DUTY RATCHETS

- Strengthened ratchet gear teeth to sustain maximum applied torque
- Reversible ratchet head
- Quick socket release mechanism
- Manufactured from high grade Chrome Vanadium Steel (Cr-V)



CONTENTS GUIDE



*Images are for illustration purposes only, contents may vary

CUSTOM SERIES



MAX **KG** LOAD
800KG

DUAL GAS STRUT LID STAYS

HEAVY DUTY BALL BEARING DRAWER SLIDES

HEAVY DUTY CASTORS
2x Swivel & Lockable

KIT INCLUDES
QUAD DRIVE, GEAR DRIVE, FLARE NUT, E-TORX & DOUBLE RING SPANNERS

KIT INCLUDES
JUMBO QUAD DRIVE ROE SPANNERS
UP TO 32mm & 1/1-1/4"

KIT INCLUDES
STANDARD, DEEP, IMPACT, TORX, INHEX, E-TORX, IMPACT INHEX, IMPACT TORX & SPARK PLUG SOCKETS

EVA TOOL STORAGE
Spanners and sockets housed in EVA foam organiser trays

SP50165 BLACK

CUSTOM SERIES TOOL KIT METRIC & SAE 610 PIECE

15 DRAWER CUSTOM SERIES TOOL BOX & ROLLER CABINET COMBO
680w x 460d x 1405h (mm)

FEATURES

- Internal locking system for extra security
- Heavy duty 28 ball bearing drawer slides
- Robust wall construction
- Double powder coating resists scratching
- Full drawer extension capabilities
- Heavy duty castors - 2x lockable swivel

DIMENSIONS

8 Drawer Custom Series Tool Box
Deep Depth
668w x 445d x 465h (mm)
Drawers Dimensions:
• 4x Drawers: 160w x 405d x 40h
• 1x Drawer: 160w x 405d x 90h
• 1x Drawer: 570w x 405d x 40h
• 2x Drawers: 570w x 405d x 70h

7 Drawer Custom Series Roller Cabinet
680w x 460d x 940h (mm)
Drawers Dimensions:
• 6x Drawers: 570w x 405d x 75h
• 1x Drawer: 570w x 405d x 154h

STEEL FRAME

FULL DRAWER EXTENSION

BALL BEARING SLIDES

DUAL LAYER POWDER COAT

SECURE LOCK

CUSTOM SERIES TOOL KIT - METRIC & SAE

CONTENTS

1/4" DR SOCKETS & ACCESSORIES

- 12pt - 4, 5, 6, 7, 8, 9, 10, 11, 12 & 13mm
- 12pt - 3/16, 7/32, 1/4, 9/32, 5/16, 11/32, 3/8, 7/16 & 1/2"
- Deep 6pt - 4, 5, 6, 7, 8, 9, 10, 11, 12 & 13mm
- Deep 6pt - 3/16, 7/32, 1/4, 9/32, 5/16, 11/32, 3/8, 7/16 & 1/2"
- Torx - T10, T15, T20 & T25
- Inhex - 3, 4, 5 & 6mm, 1/8, 5/32, 3/16, 7/32 & 1/4"
- 45T Ratchet, Flex Handle & Universal Joint
- Extension Bars - 50 & 150mm

3/8" DR SOCKETS & ACCESSORIES

- 12pt - 6, 7, 8, 9, 10, 11, 12, 13, 14, 15, 16, 17, 18, 19, 20, 21 & 22mm
- 12pt - 1/4, 5/16, 3/8, 7/16, 1/2, 9/16, 5/8, 11/16, 3/4, 13/16 & 7/8"
- Deep 12pt - 10, 11, 12, 13, 14, 15, 16, 17, 18 & 19mm
- Deep 12pt - 5/16, 3/8, 7/16, 1/2, 9/16, 5/8, 11/16 & 3/4"
- E-Torx - E4, E5, E6, E7, E8, E10, E11, E12, E14, E16, E18 & E20
- Torx - T27, T30, T40, T45, T50 & T55 + 3/8Fx1/4M Adapter
- Inhex - 6, 7, 8, 9 & 10mm, 3/16, 7/32, 1/4, 5/16 & 3/8"
- Spark Plug Sockets - 5/8 & 13/16"
- 45T Ratchet, Flex Handle & Universal Joint
- Extension Bars - 75 & 150mm
- Adapters - 3/8Fx1/4M & 3/8Fx1/2M

1/2" DR SOCKETS & ACCESSORIES

- 12pt - 10, 11, 12, 13, 14, 15, 16, 17, 18, 19, 20, 21, 22, 23, 24, 26, 27, 30 & 32mm
- 12pt - 3/8, 7/16, 1/2, 9/16, 5/8, 11/16, 3/4, 13/16, 7/8, 15/16, 1, 1-1/16, 1-1/8, 1-3/16 & 1-1/4"
- Deep 12pt - 10, 11, 12, 13, 14, 15, 16, 17, 19, 21, 22 & 24mm
- Deep 12pt - 3/8, 7/16, 1/2, 9/16, 5/8, 11/16, 3/4, 13/16, 7/8, 15/16 & 1"
- Impact - 10, 11, 12, 13, 14, 15, 17, 18, 19, 21, 22 & 24mm
- Impact Inhex - 4, 5, 6, 7, 8, 10, 12, 14 & 17mm
- Impact Inhex - 3/16, 7/32, 1/4, 5/16, 3/8, 7/16, 1/2, 9/16 & 5/8"
- Impact Torx - T20, T25, T30, T40, T45, T50, T55, T60 & T70
- Spark Plug Sockets - 5/8 & 13/16"
- 45T Ratchet, Flex Handle & Universal Joint
- Impact Universal Joint
- Extension Bars - 75 & 125mm
- Impact Extension Bars - 75 & 125mm
- Adapter - 1/2Fx3/8M

SPANNERS

- Combination - 6, 7, 8, 9, 10, 11, 12, 13, 14, 15, 16, 17, 18, 19, 20, 21, 22, 23, 24, 25, 26, 27, 30 & 32mm
- Combination - 1/4, 5/16, 3/8, 7/16, 1/2, 9/16, 5/8, 11/16, 3/4, 13/16, 7/8, 15/16, 1, 1-1/16, 1-1/8 & 1-1/4"
- Combination Stubby - 8, 10, 11, 12, 13, 14, 15, 16, 17, 18 & 19mm
- Combination Stubby - 5/16, 3/8, 7/16, 1/2, 9/16, 5/8, 11/16 & 3/4"
- Gear Drive - 8, 9, 10, 11, 12, 13, 14, 15, 16, 17, 18 & 19mm
- Gear Drive - 5/16, 3/8, 7/16, 1/2, 9/16, 5/8, 11/16, 3/4, 13/16, 7/8, 15/16 & 1"
- Flare Nut - 10x11, 12x13, 14x17 & 19x22mm
- Flare Nut - 3/8x7/16, 1/2x9/16, 5/8x11/16 & 3/4x7/8"
- Ring - 8x10, 12x14, 13x15, 16x18, 17x19 & 22x24mm
- Ring - 3/8x5/16, 1/2x7/16, 5/8x9/16 & 3/4x11/16"
- E-Torx - E6xE8, E10xE12, E14xE16 & E18xE20

TOOLS

- Screwdrivers - 3.0x75, 5.5x100, 6.5x25, 6.5x100, 6.5x150 & 8.0x175mm
- Screwdrivers - #0x60, #1x80, #2x25, #2x100, #2x150 & #3x175MM
- Precision - 2.0x50, 2.5x50, 3.0x50, #0x50, #00x50 & #000x50mm
- Impact Screwdriver Set - SL5, SL6, SL8 & SL9, #1, #2, #3 & #4, IN4, IN5, IN6 & IN8, Impact Driver
- Ratchet Driver Bit Set - SL4.5, SL7, PH1, PH2, PH3, T15, T20 & Bit Driver
- Hex Keys - 1.5, 2, 2.5, 3, 4, 5, 6, 8 & 10mm
- Hex Keys - 1/16, 5/64, 3/32, 1/8, 5/32, 3/16, 1/4, 5/16 & 3/8"
- Torx Keys - T10, T15, T20, T25, T27, T30, T40, T45 & T50
- T-Handle Hex Keys - 2, 2.5, 3, 4, 5, 6, 8 & 10mm
- T-Handle Hex Keys - 5/64, 3/32, 1/8, 5/32, 3/16, 1/4, 5/16 & 3/8"
- T-Handle Torx Keys - T8, T10, T15, T20, T25, T30, T40, & T50
- 3/8" Dr Oil Drain Plug Key Set - 18pc
- Inhex Keys 8, 9, 10, 12, 14 & 17mm, SQ Keys 7, 8, 10, 11, 12, 13, 14, 5/16 & 3/8"
- Spline M16, Triangle 10mm & Female SQ Key 10mm
- Pliers - Combination, Long Nose, Locking, Multigrip & Circlip (4)
- Wire Cutter/Stripper & Crimper for Insulated & Open Barrel Terminal
- Cutters - Diagonal & Aviation Snips
- Adjustable Wrenches (4)
- Hammers - Ball Pein (2), Dead Blow (1) & Dual Head Soft/Hard (2)
- Hacksaw & Tape Measure
- Pin Punch & Chisel Set - 10pc
- Burrs Set - 5pc & Finger Ratchet Kit - 5pc
- Pry Bar Set - 4pc, Tweezers Set - 4pc, Mini Brush Set - 3pc & Pick Set - 4pc
- Hand Lever Type 2 Jaw Riveter
- Magnetic Pick-up Tool, Inspection Mirror & Magnetic Parts Tray
- Stainless Steel Rulers - 150mm, 300mm & 600mm
- Oil Filter Wrench
- Electrical Digital Multimeter & LED Magbase Work Light
- Power Bit Set - 67pc
- Scraper/Remover Set - 5pc
- Air Duster & Work Gloves
- Drawer Trays x 6
- 8 Drawer Custom Series Tool Box
- 7 Drawer Custom Series Roller Cabinet

CONTENTS GUIDE



*Images are for illustration purposes only, contents may vary

CUSTOM SERIES WORKSHOP

QUAD DRIVE SPANNERS
4x more grip

EVA TOOL STORAGE
Spanners and sockets housed in EVA foam organiser trays

SIDE CABINET
Ideal for Power Tools

DEEP TOP DRAWER
Full Length

NON-SLIP RUBBER WORK TOP MAT



ADJUSTABLE SHELF
3 Positions

MAX **KG** LOAD
800KG

EXTRA DEEP BOTTOM DRAWER

HEAVY DUTY CASTORS
2x Swivel & Lockable

HEAVY DUTY FULL EXTENSION DRAWERS

HEAVY DUTY DRAWER SLIDES



STEEL FRAME

FULL DRAWER EXTENSION

BALL BEARING SLIDES

DUAL LAYER POWDER COAT

SECURE LOCK

CUSTOM SERIES TOOL KIT - METRIC & SAE

SP50626 BLACK

CUSTOM SERIES ROLLER CABINET TOOL KIT WITH SIDE CABINET METRIC & SAE 236 PIECE

11 DRAWER CUSTOM SERIES ROLLER CABINET
1596W x 480D x 1070H (mm)

FEATURES

- Internal locking system for extra security
- Heavy duty 28 ball bearing drawer slides
- Robust wall construction
- Double powder coating resists scratching
- Full drawer extension capabilities
- Heavy duty castors - 2x lockable swivel

DRAWER DIMENSIONS

- 3x Drawers: 313w x 405d x 83h
- 1x Drawer: 313w x 405d x 112h
- 1x Drawer: 313w x 405d x 228h
- 3x Drawers: 570w x 405d x 83h
- 1x Drawer: 570w x 405d x 112h
- 1x Drawer: 570w x 405d x 228h
- 1x Drawer: 937w x 405d x 130h
- Side Cabinet: 426w x 460d x 844h
- Includes one adjustable shelf

CONTENTS

- 1/4" DR SOCKETS & ACCESSORIES**
- 12pt - 4, 5, 6, 7, 8, 9, 10, 11, 12, 13 & 14mm
 - 12pt - 3/16, 7/32, 1/4, 9/32, 5/16, 11/32, 3/8, 7/16 & 1/2"
 - Inhex - 3 (x2), 4 (x2), 5 (x2) & 6 (x2)mm
 - Inhex - 1/8, 5/32, 3/16, 7/32 & 1/4"
 - 45T Ratchet & Flex Handle
 - Wobble Extension Bars - 50 & 150mm


- 3/8" DR SOCKETS & ACCESSORIES**
- 12pt - 8, 10, 11, 12, 13, 14, 15, 16, 17, 18 & 19mm
 - 12pt - 5/16, 3/8, 7/16, 1/2, 9/16, 5/8, 11/16 & 3/4"
 - Deep 12pt - 10, 11, 12, 13, 14, 15, 16, 17, 18 & 19mm
 - Deep 12pt - 5/16, 3/8, 7/16, 1/2, 9/16, 5/8, 11/16 & 3/4"
 - Inhex - 6, 7, 8, 9 & 10mm
 - Spark Plug Sockets - 5/8 & 13/16"
 - 45T Ratchet & Flex Handle
 - Wobble Extension Bars - 75 & 150mm
 - Adaptors - 3/8Fx1/4M & 3/8Fx1/2M

- 1/2" DR SOCKETS & ACCESSORIES**
- 12pt - 10, 11, 12, 13, 14, 15, 16, 17, 18, 19, 20, 21, 22, 23, 24, 25 & 26mm
 - 12pt - 3/8, 7/16, 1/2, 9/16, 5/8, 11/16, 3/4, 13/16, 7/8, 15/16 & 1"
 - 45T Ratchet & Flex Handle
 - Wobble Extension Bars - 125 & 250mm
 - Adaptor - 1/2Fx3/8M

- SPANNERS**
- Combination - 6, 7, 8, 9, 10, 11, 12, 13, 14, 15, 16, 17, 18 & 19mm
 - Combination - 1/4, 5/16, 3/8, 7/16, 1/2, 9/16, 5/8, 11/16, 3/4, 13/16 & 7/8"


- TOOLS**
- Screwdrivers - 3.0x75, 5.5x100, 6.5x25, 6.5x100, 6.5x150 & 8.0x175mm
 - Screwdrivers - #0x60, #1x80, #2x25, #2x100, #2x150 & #3x175mm
 - Hex Keys - 1.5, 2, 2.5, 3, 4, 5, 6, 8 & 10mm
 - Hex Keys - 1/16, 5/64, 3/32, 1/8, 5/32, 3/16, 1/4, 5/16 & 3/8"
 - Torx Keys - T10, T15, T20, T25, T27, T30, T40, T45 & T50
 - 31pc Ratchet Driver Bit Set
 - Pliers - Combination, Long Nose, Multigrips & Locking
 - Cutters - Diagonal
 - Hammer - Ball Pein
 - Adjustable Wrench - 250mm
 - Tape Measure
 - Pick Set - 4pc
 - Pin Punch Set - 7pc
 - 11 Drawer Custom Series Roller Cabinet
 - Side Cabinet with Shelf

CONTENTS GUIDE



QUAD DRIVE SPANNERS

SP Tools patented QUAD DRIVE open end offers 4 times the gripping power of a standard ROE spanner by wrapping around the fastener and maximising the contact on the flat sides of the fastener head, not the points



PATENTED

FLAT DRIVE RING END

SP Tools RING END spanners feature flat drive ring ends, making them the perfect spanner for getting to and loosening those tricky, hard to reach, often worn fasteners by increasing the contact area with the nut or bolt head.



FLAT DRIVE TECHNOLOGY

Perfectly flat spanner head surfaces allow for maximum contact between the spanner and the bolt or nut, maximising grip and enhancing applied torque



SP FLAT DRIVE SPANNER HEAD

REGULAR CONTACT AREA

SIDE CABINET

426W x 460D x 844H

Lockable side cabinet with adjustable shelf.

Ideal for storing your power tools and equipment and is designed to easily slide on to and hang off either side of the roller cabinet. No assembly required.



LATEST COLOUR OPTIONS

Head over to the SP Tools website for LIMITED EDITION colour options.

WWW.SPTOOLS.COM

*Images are for illustration purposes only, contents may vary

CUSTOM SERIES WORKSHOP

QUAD DRIVE SPANNERS
4x more grip

KIT INCLUDES JUMBO QUAD DRIVE ROE SPANNERS
UP TO 32mm & 1/1-1/4"

EVA TOOL STORAGE
Spanners and sockets housed in EVA foam organiser trays

DEEP TOP DRAWER
Full Length

NON-SLIP RUBBER WORK TOP MAT



MAX LOAD
800KG

ADJUSTABLE SHELF
3 Positions



HEAVY DUTY CASTORS
2x Swivel & Lockable

HEAVY DUTY FULL EXTENSION DRAWERS

HEAVY DUTY DRAWER SLIDES

DEEP INTERNAL DRAWER

STEEL FRAME

FULL DRAWER EXTENSION

BALL BEARING SLIDES

DUAL LAYER POWDER COAT

SECURE LOCK

CUSTOM SERIES TOOL KIT - METRIC & SAE

SP50615 BLACK

CUSTOM SERIES ROLLER CABINET TOOL KIT METRIC & SAE 347 PIECE

11 DRAWER CUSTOM SERIES ROLLER CABINET
1070w x 480d x 1070H (mm)

FEATURES

- Internal locking system for extra security
- Heavy duty 28 ball bearing drawer slides
- Robust wall construction
- Double powder coating resists scratching
- Full drawer extension capabilities
- Heavy duty castors - 2x lockable swivel

DRAWER DIMENSIONS

- 3x Drawers: 313w x 405d x 83h
- 1x Drawer: 313w x 405d x 112h
- 1x Drawer: 313w x 405d x 228h
- 3x Drawers: 570w x 405d x 83h
- 1x Drawer: 570w x 405d x 112h
- 1x Drawer: 570w x 405d x 228h
- 1x Drawer: 937w x 405d x 130h

CONTENTS

- 1/4" DR SOCKETS & ACCESSORIES**
- 12pt - 4, 5, 6, 7, 8, 9, 10, 11, 12, 13 & 14mm
 - 12pt - 3/16, 7/32, 1/4, 9/32, 5/16, 11/32, 3/8, 7/16 & 1/2"
 - 45T Ratchet & Flex Handle
 - Wobble Extension Bars - 50 & 150mm

- 3/8" DR SOCKETS & ACCESSORIES**
- 12pt - 8, 10, 11, 12, 13, 14, 15, 16, 17, 18 & 19mm
 - 12pt - 5/16, 3/8, 7/16, 1/2, 9/16, 5/8, 11/16 & 3/4"
 - Spark Plug Sockets - 5/8 & 13/16"
 - 45T Ratchet & Flex Handle
 - Wobble Extension Bars - 75 & 150mm
 - Adaptors - 3/8Fx1/4M & 3/8Fx1/2M

- 1/2" DR SOCKETS & ACCESSORIES**
- 12pt - 10, 11, 12, 13, 14, 15, 16, 17, 18, 19, 20, 21, 22, 23, 24, 25 & 26mm
 - 12pt - 3/8, 7/16, 1/2, 9/16, 5/8, 11/16, 3/4, 13/16, 7/8, 15/16 & 1"
 - 45T Ratchet & Flex Handle
 - Wobble Extension Bars - 125 & 250mm
 - Adaptor - 1/2Fx3/8M

- SPANNERS**
- Combination - 6, 7, 8, 9, 10, 11, 12, 13, 14, 15, 16, 17, 18, 19, 20, 21, 22, 23, 24, 25, 26, 27, 30 & 32mm
 - Combination - 1/4, 5/16, 3/8, 7/16, 1/2, 9/16, 5/8, 11/16, 3/4, 13/16, 7/8, 15/16, 1, 1-1/16, 1-1/8 & 1-1/4"

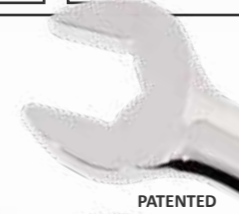
- TOOLS**
- Screwdrivers - 3.0x75, 5.5x100, 6.5x25, 6.5x100, 6.5x150 & 8.0x175mm
 - Screwdrivers - #0x60, #1x80, #2x25, #2x100, #2x150 & #3x175MM
 - Precision Screwdrivers - 2.0x50, 2.5x50, 3.0x50, #00x50 & #000x50mm
 - Hex Keys - 1.5, 2, 2.5, 3, 4, 5, 6, 8 & 10mm
 - Hex Keys - 1/16, 5/64, 3/32, 1/8, 5/32, 3/16, 1/4, 5/16 & 3/8"
 - Torx Keys - T10, T15, T20, T25, T27, T30, T40, T45 & T50
 - Magnetic Hex Keys - 1.27, 1.5, 2, 2.5, 3, 4, 4.5, 5, 5.5, 6, 7, 8 & 10mm
 - Magnetic Hex Keys - 0.05, 1/16, 5/64, 3/32, 7/64, 1/8, 9/64, 5/32, 3/16, 7/32, 1/4, 5/16 & 3/8"
 - Pliers - Combination, Long Nose, Multigrip, Locking, Oil Filter & Circlip (4)
 - Cutters - Diagonal
 - Adjustable Wrenches x 2
 - Hammers - Ball Pein (3) & Soft/Hard Head (1)
 - Hacksaw, Retractable Knife & Tape Measure
 - Pin Punch & Chisel Set - 10pc
 - Pry Bar Set - 4pc & Tweezers Set - 4pc, O ring/Hook Scribe Set - 2pc & Hook/Pick Set - 4pc
 - Power Bit Set - 67pc, Ratchet Driver Set - 31pc & Finger Ratchet Kit - 5pc
 - Inspection Mirror, Pick-Up Magnetic Tool & Magnetic Parts Tray
 - Circuit Tester & Digital Multimeter
 - 11 Drawer Custom Series Roller Cabinet

CONTENTS GUIDE



QUAD DRIVE SPANNERS

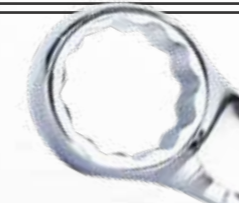
SP Tools patented QUAD DRIVE open end offers 4 times the gripping power of a standard ROE spanner by wrapping around the fastener and maximising the contact on the flat sides of the fastener head, not the points



PATENTED

FLAT DRIVE RING END

SP Tools RING END spanners feature flat drive ring ends, making them the perfect spanner for getting to and loosening those tricky, hard to reach, often worn fasteners by increasing the contact area with the nut or bolt head



FLAT DRIVE TECHNOLOGY

Perfectly flat spanner head surfaces allow for maximum contact between the spanner and the bolt or nut, maximising grip and enhancing applied torque



SP FLAT DRIVE SPANNER HEAD

REGULAR CONTACT AREA

HEAVY DUTY RATCHETS



- Strengthened ratchet gear teeth to sustain maximum applied torque
- Reversible ratchet head
- Quick socket release mechanism
- Manufactured from high grade Chrome Vanadium Steel (Cr-V)



LATEST COLOUR OPTIONS

Head over to the SP Tools website for LIMITED EDITION colour options.

WWW.SPTOOLS.COM

*Images are for illustration purposes only, contents may vary

SUMO SERIES



30%
WIDER STORAGE

QUAD DRIVE SPANNERS
4x more grip

EVA TOOL STORAGE
Spanners and sockets housed in EVA foam organiser trays

DUAL GAS STRUT LID STAYS

462mm

445mm

NEED MORE STORAGE?

This tool kit is available with a 7 drawer roller cabinet. Turn to the next page.

HEAVY DUTY DRAWER SLIDES

HEAVY DUTY FULL EXTENSION DRAWERS



STEEL FRAME

FULL DRAWER EXTENSION

DUAL LAYER POWDER COAT

SECURE LOCK

BALL BEARING SLIDES

SUMO SERIES TOOL KIT - METRIC & SAE

SP50170 BLACK

SUMO SERIES TOOL KIT METRIC & SAE 406 PIECE

7 DRAWER SUMO SERIES TOOL BOX 841W x 445D x 462H (mm)

FEATURES

- 30% wider storage capacity
- Dual gas strut lid stays
- Robust wall construction
- Heavy duty 28 ball bearing drawer slides
- Full drawer extension capability
- Double powder coating resists scratching

DRAWER DIMENSIONS

- 3x Drawers: 225w x 405d x 48h
- 2x Drawers: 740w x 405d x 48h
- 2x Drawers: 740w x 405d x 74h

CONTENTS

1/4" DR SOCKETS & ACCESSORIES

- 12pt - 4, 5, 6, 7, 8, 9, 10, 11, 12 & 13mm
- 12pt - 3/16, 7/32, 1/4, 9/32, 5/16, 11/32, 3/8, 7/16 & 1/2"
- 45T Ratchet, Flex Handle & Universal Joint
- Extension Bars - 50 & 150mm

3/8" DR SOCKETS & ACCESSORIES

- 12pt - 6, 7, 8, 9, 10, 11, 12, 13, 14, 15, 16, 17, 18, 19, 20, 21 & 22mm
- 12pt - 1/4, 5/16, 3/8, 7/16, 1/2, 9/16, 5/8, 11/16, 3/4, 13/16 & 7/8"
- 12pt Deep - 10, 11, 12, 13, 14, 15, 16, 17, 18 & 19mm
- 12pt Deep - 5/16, 3/8, 7/16, 1/2, 9/16, 5/8, 11/16 & 3/4"
- Spark Plug Sockets - 5/8 & 13/16"
- 45T Ratchet, Flex Handle & Universal Joint
- Extension Bars - 75 & 150mm
- Adapters - 3/8Fx1/4M & 3/8Fx1/2M

1/2" DR SOCKETS & ACCESSORIES

- 12pt - 10, 11, 12, 13, 14, 15, 16, 17, 18, 19, 20, 21, 22, 23, 24, 26, 27, 30 & 32mm
- 12pt - 3/8, 7/16, 1/2, 9/16, 5/8, 11/16, 3/4, 13/16, 7/8, 15/16, 1, 1-1/16, 1-1/8, 1-3/16 & 1-1/4"
- Spark Plug Sockets - 5/8 & 13/16"
- 45T Ratchet, Flex Handle & Universal Joint
- Extension Bars - 75, 125 & 150mm
- Adapter - 1/2Fx3/8M


SPANNERS

- Combination ROE - 6, 7, 8, 9, 10, 11, 12, 13, 14, 15, 16, 17, 18, 19, 20, 21, 22, 23, 24, 25 & 26mm
- Combination ROE - 1/4, 5/16, 3/8, 7/16, 1/2, 9/16, 5/8, 11/16, 3/4, 13/16, 7/8, 15/16 & 1"

TOOLS

- Screwdrivers - 3.0x75, 5.5x100, 6.5x38, 6.5x100, 6.5x150 & 8.0x150mm
- Screwdrivers - #0x75, #1x75, #2x38, #2x100, #2x150 & #3x150mm
- Precision Screwdrivers - 2.0x50, 2.5x50, 3.0x50, #0x50, #00x50 & #000x50mm
- Ratchet Driver Bit Set - 31pc
- Impact Driver Set - Impact Driver 5, 6, 8, 9, #1, #2, #3, #4, Inhex 4, 5, 6 & 8mm
- Magnetic Hex Keys - 2, 2.5, 3, 4, 5, 6, 7, 8, 10, 12, 14, 17 & 19mm
- Magnetic Hex Keys - 1/16, 5/64, 3/32, 1/8, 5/32, 3/16, 1/4, 5/16, 3/8, 1/2, 9/16, 5/8 & 3/4"
- Magnetic TORX- T10, T15, T20, T25, T27, T30, T40, T45 & T50
- Hex Keys - 1.5, 2, 2.5, 3, 4, 5, 6, 8 & 10mm
- Hex Keys - 1/16, 5/64, 3/32, 1/8, 5/32, 3/16, 1/4, 5/16 & 3/8"
- Torx Keys - T10, T15, T20, T25, T27, T30, T40, T45 & T50
- Pliers - Combination, Long Nose, Locking, Multigrips and Circlip (4)
- Cutters - Diagonal
- Adjustable Wrenches x 4
- Hammers - Ball Pein (2), Tom Thumb, Dead Blow & Soft/Hard Dual Head
- Pin Punch & Chisel Set - 10pc
- Hacksaw, Retractable Knife & Tape Measure
- Telescoping Inspection Mirror and Pick-Up Tools
- Magnetic Parts Tray & Tool Box Drawer Trays x 3
- Circuit Tester & Digital Multimeter
- Power Bit Set 67pc, Pry Bar Set 4pc
- Tweezers Set 4pc & Pick Set - 4pc
- Screw Extractor Set- 5pc & Thread Files - 2pcs
- Drawer Trays (3)
- 7 Drawer Sumo Tool Box

CONTENTS GUIDE



QUAD DRIVE SPANNERS


SP Tools patented **QUAD DRIVE** open end offers 4 times the gripping power of a standard ROE spanner by wrapping around the fastener and maximising the contact on the flat sides of the fastener head, not the points



PATENTED

FLAT DRIVE RING END

SP Tools **RING END** spanners feature flat drive ring ends, making them the perfect spanner for getting to and loosening those tricky, hard to reach, often worn fasteners by increasing the contact area with the nut or bolt head



FLAT DRIVE TECHNOLOGY

Perfectly flat spanner head surfaces allow for maximum contact between the spanner and the bolt or nut, maximising grip and enhancing applied torque



SP FLAT DRIVE SPANNER HEAD CONTACT AREA

HEAVY DUTY RATCHETS

- Strengthened ratchet gear teeth to sustain maximum applied torque
- Reversible ratchet head
- Quick socket release mechanism
- Manufactured from high grade Chrome Vanadium Steel (Cr-V)



HEAVY DUTY SOCKETS

- All SP Tools sockets and accessories are manufactured from high grade chrome vanadium steel and exceed international DIN and ANSI standards
- Twin knurling on sockets allows for improved grip **FLAT DRIVE TECHNOLOGY** Maximises contact on the flat sides of the bolt or nut, not the points



LATEST COLOUR OPTIONS

Head over to the SP Tools website for LIMITED EDITION colour options.

WWW.SPTOOLS.COM

*Images are for illustration purposes only, contents may vary

SUMO SERIES



- QUAD DRIVE SPANNERS**
4x more grip
- EVA TOOL STORAGE**
Spanners and sockets housed in EVA foam organiser trays
- DUAL GAS STRUT LID STAYS**
- HEAVY DUTY FULL EXTENSION DRAWERS**
- HEAVY DUTY DRAWER SLIDES**
- HEAVY DUTY CASTORS**
2x Swivel & Lockable



- STEEL FRAME**
- FULL DRAWER EXTENSION**
- DUAL LAYER POWDER COAT**
- SECURE LOCK**
- BALL BEARING SLIDES**

SUMO SERIES TOOL KIT - METRIC & SAE

SP50175 BLACK

SUMO SERIES TOOL KIT METRIC & SAE 407 PIECE

14 DRAWER SUMO SERIES TOOL BOX & ROLLER CABINET COMBO
853w x 460d x 1400h

- FEATURES**
- 30% wider storage capacity
 - Dual gas strut lid stays
 - Robust wall construction
 - Heavy duty 28 ball bearing drawer slides.
 - Full drawer extension capability
 - Double powder coating resists scratching
 - Heavy duty castors - 2x lockable swivel

- DIMENSIONS**
- 7 Drawer Sumo Series Tool Box**
841w x 445d x 462h (mm)
Drawers Dimensions:
• 3x Drawers: 225w x 405d x 48h
• 2x Drawers: 740w x 405d x 48h
• 2x Drawers: 740w x 405d x 74h
- 7 Drawer Sumo Series Roller Cabinet**
453w x 460d x 944h (mm)
Drawers Dimensions:
• 6x Drawers: 740w x 405d x 74h
• 1x Drawer: 740w x 405d x 150h

QUAD DRIVE SPANNERS

SP Tools patented QUAD DRIVE open end offers 4 times the gripping power of a standard ROE spanner by wrapping around the fastener and maximising the contact on the flat sides of the fastener head, not the points

PATENTED

FLAT DRIVE RING END


SP Tools RING END spanners feature flat drive ring ends, making them the perfect spanner for getting to and loosening those tricky, hard to reach, often worn fasteners by increasing the contact area with the nut or bolt head

FLAT DRIVE TECHNOLOGY

Perfectly flat spanner head surfaces allow for maximum contact between the spanner and the bolt or nut, maximising grip and enhancing applied torque

SP FLAT DRIVE SPANNER HEAD CONTACT AREA

- CONTENTS**
- 1/4" DR SOCKETS & ACCESSORIES**
- 12pt - 4, 5, 6, 7, 8, 9, 10, 11, 12 & 13mm
 - 12pt - 3/16, 7/32, 1/4, 9/32, 5/16, 11/32, 3/8, 7/16 & 1/2"
 - 45T Ratchet, Flex Handle & Universal Joint
 - Extension Bars - 50 & 150mm
- 3/8" DR SOCKETS & ACCESSORIES**
- 12pt - 6, 7, 8, 9, 10, 11, 12, 13, 14, 15, 16, 17, 18, 19, 20, 21 & 22mm
 - 12pt - 1/4, 5/16, 3/8, 7/16, 1/2, 9/16, 5/8, 11/16, 3/4, 13/16 & 7/8"
 - 12pt Deep - 10, 11, 12, 13, 14, 15, 16, 17, 18 & 19mm
 - 12pt Deep - 5/16, 3/8, 7/16, 1/2, 9/16, 5/8, 11/16 & 3/4"
 - Spark Plug Sockets - 5/8 & 13/16"
 - 45T Ratchet, Flex Handle & Universal Joint
 - Extension Bars - 75 & 150mm
 - Adapters - 3/8Fx1/4M & 3/8Fx1/2M
- 1/2" DR SOCKETS & ACCESSORIES**
- 12pt - 10, 11, 12, 13, 14, 15, 16, 17, 18, 19, 20, 21, 22, 23, 24, 26, 27, 30 & 32mm
 - 12pt - 3/8, 7/16, 1/2, 9/16, 5/8, 11/16, 3/4, 13/16, 7/8, 15/16, 1, 1-1/16, 1-1/8, 1-3/16 & 1-1/4"
 - Spark Plug Sockets - 5/8 & 13/16"
 - 45T Ratchet, Flex Handle & Universal Joint
 - Extension Bars - 75, 125 & 150mm
 - Adapter - 1/2Fx3/8M
- SPANNERS**
- Combination ROE - 6, 7, 8, 9, 10, 11, 12, 13, 14, 15, 16, 17, 18, 19, 20, 21, 22, 23, 24, 25 & 26mm
 - Combination ROE - 1/4, 5/16, 3/8, 7/16, 1/2, 9/16, 5/8, 11/16, 3/4, 13/16, 7/8, 15/16 & 1"
- TOOLS**
- Screwdrivers - 3.0x75, 5.5x100, 6.5x38, 6.5x100, 6.5x150 & 8.0x150mm
 - Screwdrivers - #0x75, #1x75, #2x38, #2x100, #2x150 & #3x150mm
 - Precision Screwdrivers - 2.0x50, 2.5x50, 3.0x50, #0x50, #00x50 & #000x50mm
 - Ratchet Driver Bit Set - 31pc
 - Impact Driver Set - Impact Driver 5, 6, 8, 9, #1, #2, #3, #4, Inhex 4, 5, 6 & 8mm
 - Magnetic Hex Keys - 2, 2.5, 3, 4, 5, 6, 7, 8, 10, 12, 14, 17 & 19mm
 - Magnetic Hex Keys - 1/16, 5/64, 3/32, 1/8, 5/32, 3/16, 1/4, 5/16, 3/8, 1/2, 9/16, 5/8 & 3/4"
 - Magnetic TORX- T10, T15, T20, T25, T27, T30, T40, T45 & T50
 - Hex Keys - 1.5, 2, 2.5, 3, 4, 5, 6, 8 & 10mm
 - Hex Keys - 1/16, 5/64, 3/32, 1/8, 5/32, 3/16, 1/4, 5/16 & 3/8"
 - Torx Keys - T10, T15, T20, T25, T27, T30, T40, T45 & T50
 - Pliers - Combination, Long Nose, Locking, Multigrips and Circlip (4)
 - Cutters - Diagonal
 - Adjustable Wrenches x 4
 - Hammers - Ball Pein (2), Tom Thumb, Dead Blow & Soft/Hard Dual Head
 - Pin Punch & Chisel Set - 10pc
 - Hacksaw, Retractable Knife & Tape Measure
 - Telescoping Inspection Mirror and Pick-Up Tools
 - Magnetic Parts Tray & Tool Box Drawer Trays x 3
 - Circuit Tester & Digital Multimeter
 - Power Bit Set 67pc, Pry Bar Set 4pc
 - Tweezers Set 4pc & Pick Set - 4pc
 - Screw Extractor Set- 5pc & Thread Files - 2pcs
 - Drawer Trays (3)
 - 7 Drawer Sumo Tool Box
 - 7 Drawer Sumo Roller Cabinet



HEAVY DUTY RATCHETS

- Strengthened ratchet gear teeth to sustain maximum applied torque
- Reversible ratchet head
- Quick socket release mechanism
- Manufactured from high grade Chrome Vanadium Steel (Cr-V)

HEAVY DUTY SOCKETS

- All SP Tools sockets and accessories are manufactured from high grade chrome vanadium steel and exceed international DIN and ANSI standards
- Twin knurling on sockets allows for improved grip

➤ **LATEST COLOUR OPTIONS** Head over to the SP Tools website for LIMITED EDITION colour options. WWW.SPTOOLS.COM

*Images are for illustration purposes only, contents may vary

SUMO SERIES



BUILT-IN POWER
Built-in power board with 4 individually switched power outlets and 4 USB ports.

QUAD DRIVE SPANNERS
4x more grip

cliklok
Drawer locking system ensures drawers stay closed and secure

EVA TOOL STORAGE
Spanners and sockets housed in EVA foam organiser trays

LARGE HUTCH COMPARTMENT
Ideal for Power Tools

DUAL GAS STRUT LID STAYS

STEEL PEGBOARD REAR WALL
Quick access to frequently used tools

ANTI-SLIP MATTING

HEAVY DUTY FULL EXTENSION DRAWERS

HEAVY DUTY DRAWER SLIDES

DEEP FULL LENGTH DRAWER

EXTRA DEEP BOTTOM DRAWERS

HEAVY DUTY CASTORS
2x Swivel & Lockable

MAX **KG** LOAD
650KG



SUMO SERIES POWER HUTCH TOOL KIT - METRIC & SAE

SP50550D DIAMOND BLACK

SUMO SERIES POWER HUTCH TOOL KIT METRIC & SAE 276 PIECE

18 DRAWER SUMO SERIES POWER HUTCH TOOL BOX & ROLLER CABINET COMBO
1066w x 480d x 1610h (mm)

FEATURES

- Built in surge protected power-board with 4 power outlets and 4 USB ports, ideal for power tools, chargers, etc
- Steel pegboard rear wall to organise frequently used tools
- SP Cliklok on all drawers ensures drawers stay closed and secure
- Anti-slip matting in Hutch
- Heavy duty 28 ball bearing drawer slides
- Dual gas strut lid stays
- Robust wall construction
- Full drawer extension capability
- Double powder coating resists scratching

DIMENSIONS

7 Drawer Sumo Series Tool Box
1051w x 471d x 557h (mm)
Drawers Dimensions:
• 3x Drawers: 570w x 405d x 54h
• 1x Drawer: 315w x 405d x 54h
• 1x Drawer: 315w x 405d x 112h

13 Drawer Sumo Series Roller Cabinet
1066w x 480d x 1069h (mm)
Drawers Dimensions:
• 1x Drawer: 935w x 405d x 130h
• 5x Drawers: 570w x 405d x 54h
• 1x Drawer: 570w x 405d x 112h
• 1x Drawer: 570w x 405d x 200h
• 3x Drawers: 315w x 405d x 54h
• 1x Drawer: 315w x 405d x 112h
• 1x Drawer: 315w x 405d x 315h

BUILT-IN POWER BOARD WITH 4 OUTLETS

- 4 individually switched outlets
- Surge protected to help prevent damage to your devices from any spikes of voltage
- Overload protection



CONTENTS


- 1/4" DR SOCKETS & ACCESSORIES**
- 12pt - 4, 5, 6, 7, 8, 9, 10, 11, 12, 13 & 14mm
 - 12pt - 3/16, 7/32, 1/4, 9/32, 5/16, 11/32, 3/8, 7/16 & 1/2"
 - 45T Ratchet, Flex Handle
 - Extension Bars - 50 & 150mm
- 3/8" DR SOCKETS & ACCESSORIES**
- 12pt - 8, 10, 11, 12, 13, 14, 15, 16, 17, 18 & 19mm
 - 12pt - 5/16, 3/8, 7/16, 1/2, 9/16, 5/8, 11/16 & 3/4"
 - Spark Plug Sockets - 5/8 & 13/16"
 - 45T Ratchet, Flex Handle
 - Extension Bars - 75 & 150mm
 - Adapters - 3/8Fx1/4M & 3/8Fx1/2M
- 1/2" DR SOCKETS & ACCESSORIES**
- 12pt - 10, 11, 12, 13, 14, 15, 16, 17, 18, 19, 20, 21, 22, 23, 24, 25 & 26mm
 - 12pt - 3/8, 7/16, 1/2, 9/16, 5/8, 11/16, 3/4, 13/16, 7/8, 15/16 & 1"
 - 45T Ratchet, Flex Handle
 - Extension Bars - 125 & 250mm
 - Adapter - 1/2Fx3/8M
- SPANNERS**
- Combination ROE - 6, 7, 8, 9, 10, 11, 12, 13, 14, 15, 16, 17, 18 & 19mm
 - Combination ROE - 1/4, 5/16, 3/8, 7/16, 1/2, 9/16, 5/8, 11/16, 3/4, 13/16 & 7/8"
- TOOLS**
- Screwdrivers - 3.0x75, 5.5x100, 6.5x38, 6.5x100, 6.5x150 & 8.0x150mm
 - Screwdrivers - #0x75, #1x75, #2x38, #2x100, #2x150 & #3x150mm
 - Precision - 2.0x50, 2.5x50, 3.0x50, #0x50, #00x50 & #000x50mm
 - Ratchet Driver Bit Set - SL4.5, SL7, PH1, PH2, PH3, T15, T20 & Bit Driver
 - Torx Keys - T10, T15, T20, T25, T27, T30, T40, T45 & T50
 - Hex Keys - 1.5, 2, 2.5, 3, 4, 5, 6, 8 & 10mm
 - Hex Keys - 1/16, 5/64, 3/32, 1/8, 5/32, 3/16, 1/4, 5/16 & 3/8"
 - Power Bit Set - 67pc
 - Pliers - Combination, Long Nose, Locking, Multigrips & Circlip (4)
 - Cutters - Diagonal
 - Adjustable Wrenches x 2
 - Hammer - Ball Pein - 16oz
 - Pin Punch & Chisel Set - 10pc
 - Hacksaw & Tape Measure
 - Pry Bar Set 4pc
 - Tweezers Set 4pc, Mini Brush Set 3pc & Pick Set - 4pc
 - Drawer Trays x 6
 - 5 Drawer Sumo Hutch Tool Box
 - 13 Drawer Sumo Roller Cabinet

CONTENTS GUIDE



QUAD DRIVE SPANNERS

SP Tools patented QUAD DRIVE open end offers 4 times the gripping power of a standard ROE spanner by wrapping around the fastener and maximising the contact on the flat sides of the fastener head, not the points



PATENTED

FLAT DRIVE RING END

SP Tools RING END spanners feature flat drive ring ends, making them the perfect spanner for getting to and loosening those tricky, hard to reach, often worn fasteners by increasing the contact area with the nut or bolt head



FLAT DRIVE TECHNOLOGY

Perfectly flat spanner head surfaces allow for maximum contact between the spanner and the bolt or nut, maximising grip and enhancing applied torque



LATEST COLOUR OPTIONS

Head over to the SP Tools website for LIMITED EDITION colour options.

WWW.SPTOOLS.COM

*Images are for illustration purposes only, contents may vary

SUMO SERIES



BUILT-IN POWER
Built-in power board with 4 individually switched power outlets and 4 USB ports.

QUAD DRIVE SPANNERS
4x more grip

CLIKLOK
Drawer locking system ensures drawers stay closed and secure

EVA TOOL STORAGE
Spanners and sockets housed in EVA foam organiser trays

LARGE HUTCH COMPARTMENT
Ideal for Power Tools

DUAL GAS STRUT LID STAYS

STEEL PEGBOARD REAR WALL
Quick access to frequently used tools

ANTI-SLIP MATTING

HEAVY DUTY FULL EXTENSION DRAWERS

HEAVY DUTY DRAWER SLIDES

DEEP FULL LENGTH DRAWER

EXTRA DEEP BOTTOM DRAWERS

HEAVY DUTY CASTORS
2x Swivel & Lockable

MAX **KG** LOAD
650KG

- STEEL FRAME
- BUILT-IN POWER
- FULL DRAWER EXTENSION
- DUAL LAYER POWDER COAT
- BALL BEARING SLIDES
- SECURE LOCK

SUMO SERIES POWER HUTCH TOOL KIT - METRIC & SAE

SP50553 DIAMOND BLACK

SUMO SERIES POWER HUTCH TOOL KIT METRIC & SAE 323 PIECE

18 DRAWER SUMO SERIES POWER HUTCH TOOL BOX & ROLLER CABINET COMBO
1066w x 480d x 1610h (mm)

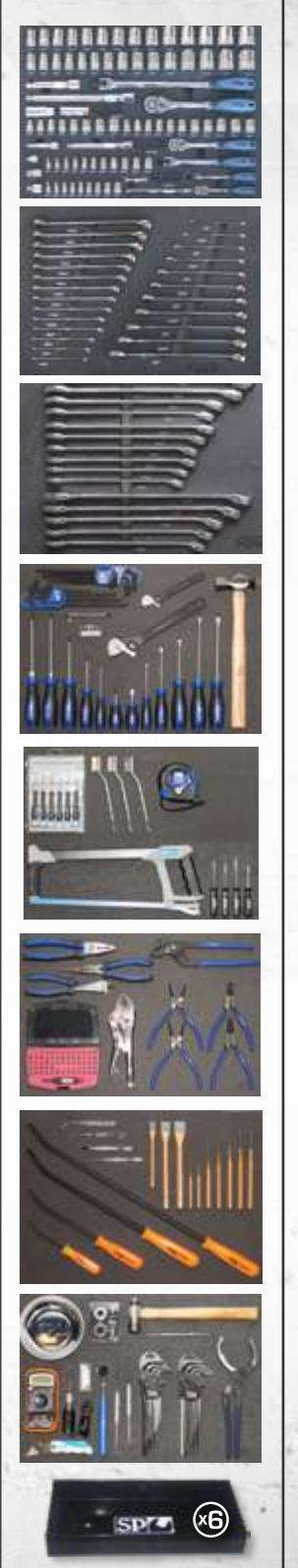
- FEATURES**
- Built in surge protected power-board with 4 power outlets and 4 USB ports, ideal for power tools, chargers, etc
 - Steel pegboard rear wall to organise frequently used tools
 - SP Cliklok on all drawers ensures drawers stay closed and secure
 - Anti-slip matting in Hutch
 - Heavy duty 28 ball bearing drawer slides
 - Dual gas strut lid stays
 - Robust wall construction
 - Full drawer extension capability
 - Double powder coating resists scratching

- DIMENSIONS**
- 7 Drawer Sumo Series Tool Box
1051w x 471d x 557h (mm)
Drawers Dimensions:
• 3x Drawers: 570w x 405d x 54h
• 1x Drawer: 315w x 405d x 54h
• 1x Drawer: 315w x 405d x 112h
- 13 Drawer Sumo Series Roller Cabinet
1066w x 480d x 1069h (mm)
Drawers Dimensions:
• 1x Drawer: 935w x 405d x 130h
• 5x Drawers: 570w x 405d x 54h
• 1x Drawer: 570w x 405d x 112h
• 1x Drawer: 570w x 405d x 200h
• 3x Drawers: 315w x 405d x 54h
• 1x Drawer: 315w x 405d x 112h
• 1x Drawer: 315w x 405d x 315h

CONTENTS

- 1/4" DR SOCKETS & ACCESSORIES**
- 12pt - 4, 5, 6, 7, 8, 9, 10, 11, 12, 13 & 14mm
 - 12pt - 3/16, 7/32, 1/4, 9/32, 5/16, 11/32, 3/8, 7/16 & 1/2"
 - 45T Ratchet & Flex Handle
 - Extension Bars - 50 & 150mm
- 3/8" DR SOCKETS & ACCESSORIES**
- 12pt - 8, 10, 11, 12, 13, 14, 15, 16, 17, 18 & 19mm
 - 12pt - 5/16, 3/8, 7/16, 1/2, 9/16, 5/8, 11/16 & 3/4"
 - Spark Plug Sockets - 5/8 & 13/16"
 - 45T Ratchet & Flex Handle
 - Extension Bars - 75 & 150mm
 - Adapters - 3/8Fx1/4M & 3/8Fx1/2M
- 1/2" DR SOCKETS & ACCESSORIES**
- 12pt - 10, 11, 12, 13, 14, 15, 16, 17, 18, 19, 20, 21, 22, 23, 24, 25 & 26mm
 - 12pt - 3/8, 7/16, 1/2, 9/16, 5/8, 11/16, 3/4, 13/16, 7/8, 15/16 & 1"
 - 45T Ratchet & Flex Handle
 - Extension Bars - 125 & 250mm
 - Adapter - 1/2Fx3/8M
- SPANNERS**
- Combination - 6, 7, 8, 9, 10, 11, 12, 13, 14, 15, 16, 17, 18, 19, 20, 21, 22, 23, 24, 25, 26, 27, 30 & 32mm
 - Combination - 1/4, 5/16, 3/8, 7/16, 1/2, 9/16, 5/8, 11/16, 3/4, 13/16, 7/8, 15/16, 1, 1-1/16, 1-1/8 & 1-1/4"
- TOOLS**
- Screwdrivers - 3.0x75, 5.5x100, 6.5x38, 6.5x100, 6.5x150 & 8.0x150mm
 - Screwdrivers - #0x75, #1x75, #2x38, #2x100, #2x150 & #3x150mm
 - Precision - 2.0x50, 2.5x50, 3.0x50, #0x50, #00x50 & #000x50mm
 - Ratchet Driver Bit Set - SL4.5, SL7, PH1, PH2, PH3, T15, T20 & Bit Driver
 - Hex Keys - 1.5, 2, 2.5, 3, 4, 5, 6, 8 & 10mm
 - Torx Keys - T10, T15, T20, T25, T30, T40, T45 & T50
 - Magnetic Ball drive Hex Key - 1.27, 1.5, 2, 2.5, 3, 4, 4.5, 5, 5.5, 6, 7, 8 & 10mm
 - Magnetic Ball drive Hex Key - 0.05, 1/16", 5/64", 3/32", 7/64", 1/8", 9/64", 5/32", 3/16", 7/32, 1/4", 5/16" & 3/8"
 - Pliers - Combination, Long Nose, Locking, Multigrip & Circlip (4)
 - Cutters - Diagonal
 - Adjustable Wrenches (2)
 - Hammers - Ball Pein (2)
 - Hacksaw & Tape Measure
 - Pin Punch & Chisel Set - 10pc
 - Finger Ratchet Kit - 5pc
 - Pry Bar Set - 4pc, Tweezers Set - 4pc, Mini Brush Set - 3pc & Pick Set - 4pc
 - Magnetic Pick-up Tool, Inspection Mirror & Magnetic Parts Tray
 - O-ring & Scribe Set - 2pc
 - Folding Lock-Back Utility Knife
 - Oil Filter Pliers
 - Electrical Digital Multimeter & Circuit Tester
 - Power Bit Set - 67pc
 - Drawer Trays x 6
 - 5 Drawer Sumo Hutch Tool Box
 - 13 Drawer Sumo Roller Cabinet

CONTENTS GUIDE



BUILT-IN POWER BOARD WITH 4 OUTLETS

- 4 individually switched outlets
- Surge protected to help prevent damage to your devices from any spikes of voltage
- Overload protection



QUAD DRIVE SPANNERS

SP Tools patented QUAD DRIVE open end offers 4 times the gripping power of a standard ROE spanner by wrapping around the fastener and maximising the contact on the flat sides of the fastener head, not the points



FLAT DRIVE RING END

SP Tools RING END spanners feature flat drive ring ends, making them the perfect spanner for getting to and loosening those tricky, hard to reach, often worn fasteners by increasing the contact area with the nut or bolt head



LATEST COLOUR OPTIONS

Head over to the SP Tools website for LIMITED EDITION colour options.

WWW.SPTOOLS.COM

*Images are for illustration purposes only, contents may vary

SUMO SERIES



KIT INCLUDES
QUAD DRIVE, GEAR DRIVE, E-TORX & DOUBLE RING SPANNERS

KIT INCLUDES
JUMBO QUAD DRIVE ROE SPANNERS
 UP TO 32mm & 1-1/4"

SP50554D DIAMOND BLACK

SUMO SERIES POWER HUTCH TOOL KIT METRIC & SAE 489 PIECE

18 DRAWER SUMO SERIES POWER HUTCH TOOL BOX & ROLLER CABINET COMBO
 1066w x 480d x 1610h (mm)

FEATURES

- Built in surge protected power-board with 4 power outlets and 4 USB ports, ideal for power tools, chargers, etc
- Steel pegboard rear wall to organise frequently used tools
- SP Cliklok on all drawers ensures drawers stay closed and secure
- Anti-slip matting in Hutch
- Heavy duty 28 ball bearing drawer slides
- Dual gas strut lid stays
- Robust wall construction
- Full drawer extension capability
- Double powder coating resists scratching

KIT INCLUDES
STANDARD, DEEP, IMPACT, E-TORX, IMPACT INHEX, IMPACT TORX & SPARK PLUG SOCKETS

DIMENSIONS

- 7 Drawer Sumo Series Tool Box**
 1051w x 471d x 557h (mm)
 Drawers Dimensions:
- 3x Drawers: 570w x 405d x 54h
 - 1x Drawer: 315w x 405d x 54h
 - 1x Drawer: 315w x 405d x 112h
- 13 Drawer Sumo Series Roller Cabinet**
 1066w x 480d x 1069h (mm)
 Drawers Dimensions:
- 1x Drawer: 935w x 405d x 130h
 - 5x Drawers: 570w x 405d x 54h
 - 1x Drawer: 570w x 405d x 112h
 - 1x Drawer: 570w x 405d x 200h
 - 3x Drawers: 315w x 405d x 54h
 - 1x Drawer: 315w x 405d x 112h
 - 1x Drawer: 315w x 405d x 315h



SUMO SERIES POWER HUTCH TOOL KIT - METRIC & SAE

CONTENTS

- 1/4" DR SOCKETS & ACCESSORIES**
- 12pt - 4, 5, 6, 7, 8, 9, 10, 11, 12, 13 & 14mm
 - 12pt - 3/16, 7/32, 1/4, 9/32, 5/16, 11/32, 3/8, 7/16 & 1/2"
 - 45T Ratchet & Flex Handle
 - Extension Bars - 50 & 150mm
- 3/8" DR SOCKETS & ACCESSORIES**
- 12pt - 8, 10, 11, 12, 13, 14, 15, 16, 17, 18 & 19mm
 - 12pt - 5/16, 3/8, 7/16, 1/2, 9/16, 5/8, 11/16 & 3/4"
 - E-Torx - E4, E5, E6, E7, E8, E10, E11, E12, E14, E16, E18 & E20
 - Spark Plug Sockets - 5/8 & 13/16"
 - 45T Ratchet & Flex Handle
 - Extension Bars - 75 & 150mm
 - Adapters - 3/8Fx1/4M & 3/8Fx1/2M
- 1/2" DR SOCKETS & ACCESSORIES**
- 12pt - 10, 11, 12, 13, 14, 15, 16, 17, 18, 19, 20, 21, 22, 23, 24, 25 & 26mm
 - 12pt - 3/8, 7/16, 1/2, 9/16, 5/8, 11/16, 3/4, 13/16, 7/8, 15/16 & 1"
 - Impact - 10, 11, 12, 13, 14, 15, 17, 18, 19, 21, 22 & 24mm
 - Impact Inhex - 4, 5, 6, 7, 8, 10, 12, 14 & 17mm
 - Impact Inhex - 3/16, 7/32, 1/4, 5/16, 3/8, 7/16, 1/2, 9/16 & 5/8"
 - Impact TORX - T20, T25, T30, T40, T45, T50, T55, T60 & T70
 - 45T Ratchet & Flex Handle
 - Impact Universal Joint
 - Extension Bars - 125 & 250mm
 - Impact Extension Bars - 75 & 125mm
 - Adapter - 1/2Fx3/8M
- SPANNERS**
- Combination - 6, 7, 8, 9, 10, 11, 12, 13, 14, 15, 16, 17, 18, 19, 20, 21, 22, 23, 24, 25, 26, 27, 30 & 32mm
 - Combination - 1/4, 5/16, 3/8, 7/16, 1/2, 9/16, 5/8, 11/16, 3/4, 13/16, 7/8, 15/16, 1, 1-1/16, 1-1/8 & 1-1/4"
 - Combination Stubby - 8, 10, 11, 12, 13, 14, 15, 16, 17, 18 & 19mm
 - Combination Stubby - 5/16, 3/8, 7/16, 1/2, 9/16, 5/8, 11/16 & 3/4"
 - Gear Drive - 8, 9, 10, 11, 12, 13, 14, 15, 16, 17, 18 & 19mm
 - Gear Drive - 5/16, 3/8, 7/16, 1/2, 9/16, 5/8, 11/16, 3/4, 13/16, 7/8, 15/16 & 1"
 - Ring - 8x10, 12x14, 13x15, 16x18, 17x19, 22x24mm
 - E-TORX - E6xE8, E10xE12, E14xE16 & E18xE20
- TOOLS**
- Screwdrivers - 3.0x75, 5.5x100, 6.5x38, 6.5x100, 6.5x150 & 8.0x150mm
 - Screwdrivers - #0x75, #1x75, #2x38, #2x100, #2x150 & #3x150mm
 - Precision - 2.0x50, 2.5x50, 3.0x50, #0x50, #00x50 & #000x50mm
 - Impact Screwdriver Set - SL5, SL6, SL8 & SL9, #1, #2, #3 & #4, IN4, IN5, IN6 & IN8 & Impact Driver
 - Ratchet Driver Bit Set - SL4.5, SL7, PH1, PH2, PH3, T15, T20 & Bit Driver
 - Hex Keys - 1.5, 2, 2.5, 3, 4, 5, 6, 8 & 10mm
 - Hex Keys - 1/16, 5/64, 3/32, 1/8, 5/32, 3/16, 1/4, 5/16 & 3/8"
 - Torx Keys - T10, T15, T20, T25, T27, T30, T40, T45 & T50
 - T-Handle Hex Keys - 2, 2.5, 3, 4, 5, 6, 8 & 10mm
 - T-Handle Hex Keys - 5/64, 3/32, 1/8, 5/32, 3/16, 1/4, 5/16 & 3/8"
 - T-Handle Torx Keys - T8, T10, T15, T20, T25, T30, T40 & T50
 - 3/8" Dr Oil Drain Plug Key Set - 18pc
 - Pliers - Combination, Long Nose, Locking, Multigrip & Circlip (4)
 - Aviation Snips
 - Wire Cutter/Stripper & Crimper for Insulated & Open Barrel Terminal
 - Cutters - Diagonal
 - Adjustable Wrenches (4)
 - Hammers - Ball Pein (2), Dead Blow (1) & Dual Head Soft/Hard (2)
 - Hacksaw & Tape Measure
 - Pin Punch & Chisel Set - 10pc
 - Burrs Set - 5pc & Finger Ratchet Kit - 5pc
 - Pry Bar Set - 4pc, Tweezers Set - 4pc, Mini Brush Set - 3pc & Pick Set - 4pc
 - Scraper Remover Set (5pc)
 - Hand Lever Type 2 Jaw Riveter
 - Magnetic Pick-up Tool, Inspection Mirror & Magnetic Parts Tray
 - Stainless Steel Rulers - 150mm, 300mm & 600mm
 - Oil Filter Wrench
 - Electrical Digital Multimeter & LED Magbase Work Light
 - Power Bit Set - 67pc & Air Duster
 - Work Gloves
 - Drawer Trays x 6
 - 5 Drawer Sumo Hutch Tool Box
 - 13 Drawer Sumo Roller Cabinet

CONTENTS GUIDE



BUILT-IN POWER BOARD WITH 4 OUTLETS

- 4 individually switched outlets
- Surge protected to help prevent damage to your devices from any spikes of voltage
- Overload protection

LATEST COLOUR OPTIONS

Head over to the SP Tools website for LIMITED EDITION colour options.

WWW.SPTOOLS.COM

*Images are for illustration purposes only, contents may vary

SUMO SERIES

1066mm

KIT INCLUDES
QUAD DRIVE, GEAR DRIVE, E-TORX & DOUBLE RING SPANNERS



BUILT-IN POWER

Built-in power board with 4 individually switched power outlets and 4 USB ports.

2X ADJUSTABLE SHELF SIDE TOOL CABINETS

1610mm

480mm

KIT INCLUDES
JUMBO QUAD DRIVE ROE SPANNERS
 UP TO 32mm & 1/1-1/4"



LARGE HUTCH COMPARTMENT
 Ideal for Power Tools

MAX **KG** LOAD
650KG

SP50558 DIAMOND BLACK

SUMO SERIES POWER HUTCH TOOL KIT METRIC & SAE 527 PIECE

18 DRAWER SUMO SERIES POWER HUTCH TOOL BOX & ROLLER CABINET COMBO 1066w x 480d x 1610h (mm)

FEATURES

- Built in surge protected power-board with 4 power outlets and 4 USB ports, ideal for power tools, chargers, etc
- Steel pegboard rear wall to organise frequently used tools
- SP Cliklok on all drawers ensures drawers stay closed and secure
- Anti-slip matting in Hutch
- Heavy duty 28 ball bearing drawer slides
- Dual gas strut lid stays
- Robust wall construction
- Full drawer extension capability
- Double powder coating resists scratching

7 Drawer Sumo Series Tool Box
 1051w x 471d x 557h (mm)
 Drawers Dimensions:
 • 3x Drawers: 570w x 405d x 54h
 • 1x Drawer: 315w x 405d x 54h
 • 1x Drawer: 315w x 405d x 112h

13 Drawer Sumo Series Roller Cabinet
 1066w x 480d x 1069h (mm)
 Drawers Dimensions:
 • 1x Drawer: 935w x 405d x 130h
 • 5x Drawers: 570w x 405d x 54h
 • 1x Drawer: 570w x 405d x 112h
 • 1x Drawer: 570w x 405d x 200h
 • 3x Drawers: 315w x 405d x 54h
 • 1x Drawer: 315w x 405d x 112h
 • 1x Drawer: 315w x 405d x 315h

SUMO SERIES POWER HUTCH TOOL KIT - METRIC & SAE

CONTENTS

1/4" DR SOCKETS & ACCESSORIES

- 12pt - 4, 5, 6, 7, 8, 9, 10, 11, 12, 13 & 14mm
- 12pt - 3/16, 7/32, 1/4, 9/32, 5/16, 11/32, 3/8, 7/16 & 1/2"
- 45T Ratchet & Flex Handle
- Extension Bars - 50 & 150mm

3/8" DR SOCKETS & ACCESSORIES

- 12pt - 8, 10, 11, 12, 13, 14, 15, 16, 17, 18 & 19mm
- 12pt - 5/16, 3/8, 7/16, 1/2, 9/16, 5/8, 11/16 & 3/4"
- E-Torx - E4, E5, E6, E7, E8, E10, E11, E12, E14, E16, E18 & E20
- Spark Plug Sockets - 5/8 & 13/16"
- 45T Ratchet & Flex Handle
- Extension Bars - 75 & 150mm
- Adapters - 3/8Fx1/4M & 3/8Fx1/2M

1/2" DR SOCKETS & ACCESSORIES

- 12pt - 10, 11, 12, 13, 14, 15, 16, 17, 18, 19, 20, 21, 22, 23, 24, 25 & 26mm
- 12pt - 3/8, 7/16, 1/2, 9/16, 5/8, 11/16, 3/4, 13/16, 7/8, 15/16 & 1"
- Impact - 10, 11, 12, 13, 14, 15, 17, 18, 19, 21, 22 & 24mm
- Impact Inhex - 4, 5, 6, 7, 8, 10, 12, 14 & 17mm
- Impact Inhex - 3/16, 7/32, 1/4, 5/16, 3/8, 7/16, 1/2, 9/16 & 5/8"
- Impact Torx - T20, T25, T30, T40, T45, T50, T55, T60 & T70
- 45T Ratchet & Flex Handle
- Impact Universal Joint
- Extension Bars - 125 & 250mm
- Impact Extension Bars - 75 & 125mm
- Adapter - 1/2Fx3/8M


SPANNERS

- Combination - 6, 7, 8, 9, 10, 11, 12, 13, 14, 15, 16, 17, 18, 19, 20, 21, 22, 23, 24, 25, 26, 27, 30 & 32mm
- Combination - 1/4, 5/16, 3/8, 7/16, 1/2, 9/16, 5/8, 11/16, 3/4, 13/16, 7/8, 15/16, 1, 1-1/16, 1-1/8 & 1-1/4"
- Combination Stubby - 8, 10, 11, 12, 13, 14, 15, 16, 17, 18 & 19mm
- Combination Stubby - 5/16, 3/8, 7/16, 1/2, 9/16, 5/8, 11/16 & 3/4"
- Gear Drive - 8, 9, 10, 11, 12, 13, 14, 15, 16, 17, 18 & 19mm
- Gear Drive - 5/16, 3/8, 7/16, 1/2, 9/16, 5/8, 11/16, 3/4, 13/16, 7/8, 15/16 & 1"
- Flare Nut - 10x11, 12x13, 14x17 & 19x22mm
- Flare Nut - 3/8x7/16, 1/2x9/16, 5/8x11/16 & 3/4x7/8"
- Ring - 8x10, 12x14, 13x15, 16x18, 17x19, 22x24mm
- E-Torx - E6xE8, E10xE12, E14xE16 & E18xE20

TOOLS

- 18v 1/2" Dr Cordless Impact Wrench (550N-m), batteries (2) & charger
- 12v 3/8" Dr Cordless Mini Ratchet, batteries (2) & charger
- Screwdrivers - 3.0x75, 5.5x100, 6.5x38, 6.5x100, 6.5x150 & 8.0x150mm
- Screwdrivers - #0x75, #1x75, #2x38, #2x100, #2x150 & #3x150mm
- Precision - 2.0x50, 2.5x50, 3.0x50, #0x50, #00x50 & #000x50mm
- Impact Screwdriver Set - SL5, SL6, SL8 & SL9, #1, #2, #3 & #4, IN4, IN5, IN6 & IN8 & Impact Driver
- Ratchet Driver Bit Set - SL4.5, SL7, PH1, PH2, PH3, T15, T20 & Bit Driver
- Hex Keys - 1.5, 2, 2.5, 3, 4, 5, 6, 8 & 10mm
- Hex Keys - 1/16, 5/64, 3/32, 1/8, 5/32, 3/16, 1/4, 5/16 & 3/8"
- Torx Keys - T10, T15, T20, T25, T27, T30, T40, T45 & T50
- T-Handle Hex Keys - 2, 2.5, 3, 4, 5, 6, 8 & 10mm
- T-Handle Hex Keys - 5/64, 3/32, 1/8, 5/32, 3/16, 1/4, 5/16 & 3/8"
- T-Handle Torx Keys - T8, T10, T15, T20, T25, T30, T40 & T50
- 3/8" Dr Oil Drain Plug Key Set - 18pc
- Pliers - Combination, Long Nose, Locking, Multigrip & Circlip (4)
- Aviation Snips
- Wire Cutter/Stripper & Crimper for Insulated & Open Barrel Terminal
- Cutters - Diagonal
- Adjustable Wrenches (4)
- Hammers - Ball Pein (2), Dead Blow (1) & Dual Head Soft/Hard (2)
- Hacksaw & Tape Measure
- Pin Punch & Chisel Set - 10pc
- Burrs Set - 5pc & Finger Ratchet Kit - 5pc
- Pry Bar Set - 4pc, Tweezers Set - 4pc, Mini Brush Set - 3pc & Pick Set - 4pc
- Scraper Remover Set (5pc)
- Hand Lever Type 2 Jaw Riveter
- Magnetic Pick-up Tool, Inspection Mirror & Magnetic Parts Tray
- Stainless Steel Rulers - 150mm, 300mm & 600mm
- Folding Lock-Back Utility Knife
- Oil Filter Wrench
- Electrical Digital Multimeter & LED Magbase Work Light
- Power Bit Set - 67pc & Air Duster
- Metric Drill Set - 1, 1.5, 2, 2.5, 3, 3.5, 4, 4.5, 5, 5.5, 6, 6.5, 7, 7.5, 8, 8.5, 9, 9.5, 10, 10.5, 11, 11.5, 12, 12.5 & 13mm
- Work Gloves
- Drawer Trays x 6
- 2x Custom Series Side Tool Cabinets (1 Compartment in each)
- 5 Drawer Sumo Hutch Tool Box
- 13 Drawer Sumo Roller Cabinet

CONTENTS GUIDE



LATEST COLOUR OPTIONS

Head over to the SP Tools website for LIMITED EDITION colour options.

WWW.SPTOOLS.COM

*Images are for illustration purposes only, contents may vary

SUMO SERIES

WORKSHOP

STAINLESS STEEL WORK TOP

DEEP TOP DRAWER Full Length

QUAD DRIVE SPANNERS 4x more grip

EVA TOOL STORAGE Spanners and sockets housed in EVA foam organiser trays

BUILT-IN POWER
Built-in power board with 4 individually switched power outlets and 4 USB ports.



MAX **KG** LOAD
650KG

ADJUSTABLE SHELF
3 Positions

HEAVY DUTY CASTORS
2x Swivel & Lockable

HEAVY DUTY FULL EXTENSION DRAWERS

HEAVY DUTY DRAWER SLIDES

DEEP INTERNAL DRAWER

STEEL FRAME

BUILT-IN POWER

FULL DRAWER EXTENSION

BALL BEARING SLIDES

DUAL LAYER POWDER COAT

SECURE LOCK



CUSTOM SERIES TOOL KIT - METRIC & SAE

SP50608D BLACK

SUMO SERIES ROLLER CABINET TOOL KIT METRIC & SAE 217 PIECE

9 DRAWER CUSTOM SERIES ROLLER CABINET
1070w x 480d x 1090H (mm)

FEATURES

- Stainless steel work top
- Heavy duty 28 ball bearing drawer slides
- Internal locking system
- SP Cliklok drawer locking system ensures drawers stay closed and secure
- Heavy duty wheels
- Double powder coating resists scratching

DRAWER DIMENSIONS

- 1x Drawer: 937w x 405d x 130h
- 3x Drawers: 570w x 405d x 54h
- 3x Drawers: 570w x 405d x 83h
- 1x Drawer: 570w x 405d x 170h
- 1x Cupboard: 337w x 470d x 608h
Includes one adjustable shelf

CONTENTS

- 1/4" DR SOCKETS & ACCESSORIES**
- 12pt - 4, 5, 6, 7, 8, 9, 10, 11, 12, 13 & 14mm
 - 12pt - 3/16, 7/32, 1/4, 9/32, 5/16, 11/32, 3/8, 7/16 & 1/2"
 - 45T Ratchet & Flex Handle
 - Wobble Extension Bars - 50 & 150mm
- 3/8" DR SOCKETS & ACCESSORIES**
- 12pt - 8, 10, 11, 12, 13, 14, 15, 16, 17, 18 & 19mm
 - 12pt - 5/16, 3/8, 7/16, 1/2, 9/16, 5/8, 11/16 & 3/4"
 - Spark Plug Sockets - 5/8 & 13/16"
 - 45T Ratchet & Flex Handle
 - Wobble Extension Bars - 75 & 150mm
 - Adaptors - 3/8Fx1/4M & 3/8Fx1/2M
- 1/2" DR SOCKETS & ACCESSORIES**
- 12pt - 10, 11, 12, 13, 14, 15, 16, 17, 18, 19, 20, 21, 22, 23, 24 & 26mm
 - 12pt - 3/8, 7/16, 1/2, 9/16, 5/8, 11/16, 3/4, 13/16, 7/8, 15/16 & 1"
 - 45T Ratchet & Flex Handle
 - Wobble Extension Bars - 125 & 250mm
 - Adaptor - 1/2Fx3/8M
- SPANNERS**
- Combination - 6, 7, 8, 9, 10, 11, 12, 13, 14, 15, 16, 17, 18 & 19mm
 - Combination - 1/4, 5/16, 3/8, 7/16, 1/2, 9/16, 5/8, 11/16, 3/4, 13/16 & 7/8"
- TOOLS**
- Screwdrivers - 3.0x75, 5.5x100, 6.5x38, 6.5x100, 6.5x150 & 8.0x150mm
 - Screwdrivers - #0x75, #1x75, #2x38, #2x100, #2x150 & #3x150mm
 - Precision Screwdrivers - 2.0x50, 2.5x50, 3.0x50, #0x50, #00x50 & #000x50mm
 - Hex Keys - 1.5, 2, 2.5, 3, 4, 5, 6, 8 & 10mm
 - Hex Keys - 1/16, 5/64, 3/32, 1/8, 5/32, 3/16, 1/4, 5/16 & 3/8"
 - Torx® Ball Drive Key Set - T-10, T-15, T-20, T-25, T-27, T-30, T-40, T-45 & T-50
 - Ratchet Bit Set - 31pc
 - Pliers - Combination, Long Nose, Multigrip & Locking
 - Circlip Pliers Set - 4pc - 175mm
 - Cutters - Diagonal
 - Adjustable Wrenches - 150 & 250mm
 - Hammers - Ball Pein (2) & Hard/Soft Head
 - Hacksaw & Tape Measure
 - Pick Set - 4pc
 - Pin punch & chisel set - 10pc
 - Knife
 - 9 Drawer Roller Cabinet

CONTENTS GUIDE




QUAD DRIVE SPANNERS

SP Tools patented QUAD DRIVE open end offers 4 times the gripping power of a standard ROE spanner by wrapping around the fastener and maximising the contact on the flat sides of the fastener head, not the points




FLAT DRIVE RING END

SP Tools RING END spanners feature flat drive ring ends, making them the perfect spanner for getting to and loosening those tricky, hard to reach, often worn fasteners by increasing the contact area with the nut or bolt head



FLAT DRIVE TECHNOLOGY

Perfectly flat spanner head surfaces allow for maximum contact between the spanner and the bolt or nut, maximising grip and enhancing applied torque



HEAVY DUTY SOCKETS

- Twin knurling on sockets allows for improved grip
- FLAT DRIVE TECHNOLOGY Maximises contact on the flat sides of the bolt or nut, not the points
- High grade chrome vanadium steel



BUILT-IN SURGE PROTECTED POWER BOARD WITH 4 OUTLETS & 4 USB PORTS



- 4 individually switched outlets
- 4 USB ports (4.5Amps) to ensure fast charging and reliable power for all of your USB compatible devices
- Surge protected to help prevent damage to your devices from any spikes of voltage
- Overload protection



LATEST COLOUR OPTIONS

Head over to the SP Tools website for LIMITED EDITION colour options.

WWW.SPTOOLS.COM

*Images are for illustration purposes only, contents may vary

SUMO SERIES

WORKSHOP



1070mm
1090mm
480mm

- QUAD DRIVE SPANNERS**
4x more grip
- KIT INCLUDES JUMBO QUAD DRIVE ROE SPANNERS**
UP TO 32mm & 1/1-1/4"
- BUILT-IN POWER**
Built-in power board with 4 individually switched power outlets and 4 USB ports.
- EVA TOOL STORAGE**
Spanners and sockets housed in EVA foam organiser trays
- STAINLESS STEEL WORK TOP**
- DEEP TOP DRAWER**
Full Length

- HEAVY DUTY CASTORS**
2x Swivel & Lockable
- HEAVY DUTY FULL EXTENSION DRAWERS**
- HEAVY DUTY DRAWER SLIDES**
- ADJUSTABLE SHELF**
3 Positions
- DEEP INTERNAL DRAWER**
- MAX LOAD 650KG**

- STEEL FRAME**
- BUILT-IN POWER**
- FULL DRAWER EXTENSION**
- BALL BEARING SLIDES**
- DUAL LAYER POWDER COAT**
- SECURE LOCK**

CUSTOM SERIES TOOL KIT - METRIC & SAE

SP50616D BLACK
SUMO SERIES ROLLER CABINET TOOL KIT METRIC & SAE 347 PIECE
9 DRAWER CUSTOM SERIES ROLLER CABINET 1070w x 480d x 1090H (mm)
FEATURES

- Stainless steel work top
- Heavy duty 28 ball bearing drawer slides
- Internal locking system
- SP Kliklok drawer locking system ensures drawers stay closed and secure
- Heavy duty wheels
- Double powder coating resists scratching

DRAWER DIMENSIONS

- 1x Drawer: 937w x 405d x 130h
- 3x Drawers: 570w x 405d x 54h
- 3x Drawers: 570w x 405d x 83h
- 1x Drawer: 570w x 405d x 170h
- 1x Cupboard: 337w x 470d x 608h
Includes one adjustable shelf

QUAD DRIVE SPANNERS

SP Tools patented QUAD DRIVE open end offers 4 times the gripping power of a standard ROE spanner by wrapping around the fastener and maximising the contact on the flat sides of the fastener head, not the points

PATENTED

FLAT DRIVE RING END

SP Tools RING END spanners feature flat drive ring ends, making them the perfect spanner for getting to and loosening those tricky, hard to reach, often worn fasteners by increasing the contact area with the nut or bolt head

FLAT DRIVE TECHNOLOGY

Perfectly flat spanner head surfaces allow for maximum contact between the spanner and the bolt or nut, maximising grip and enhancing applied torque

SP FLAT DRIVE SPANNER HEAD
CONTACT AREA

- CONTENTS**
- 1/4" DR SOCKETS & ACCESSORIES**
- 12pt - 4, 5, 6, 7, 8, 9, 10, 11, 12, 13 & 14mm
 - 12pt - 3/16, 7/32, 1/4, 9/32, 5/16, 11/32, 3/8, 7/16 & 1/2"
 - 45T Ratchet & Flex Handle
 - Wobble Extension Bars - 50 & 150mm
- 3/8" DR SOCKETS & ACCESSORIES**
- 12pt - 8, 10, 11, 12, 13, 14, 15, 16, 17, 18 & 19mm
 - 12pt - 5/16, 3/8, 7/16, 1/2, 9/16, 5/8, 11/16 & 3/4"
 - Spark Plug Sockets - 5/8 & 13/16"
 - 45T Ratchet & Flex Handle
 - Wobble Extension Bars - 75 & 150mm
 - Adaptors - 3/8Fx1/4M & 3/8Fx1/2M
- 1/2" DR SOCKETS & ACCESSORIES**
- 12pt - 10, 11, 12, 13, 14, 15, 16, 17, 18, 19, 20, 21, 22, 23, 24, 25 & 26mm
 - 12pt - 3/8, 7/16, 1/2, 9/16, 5/8, 11/16, 3/4, 13/16, 7/8, 15/16 & 1"
 - 45T Ratchet & Flex Handle
 - Wobble Extension Bars - 125 & 250mm
 - Adaptor - 1/2Fx3/8M
- SPANNERS**
- Combination - 6, 7, 8, 9, 10, 11, 12, 13, 14, 15, 16, 17, 18, 19, 20, 21, 22, 23, 24, 25, 26, 27, 30 & 32mm
 - Combination - 1/4, 5/16, 3/8, 7/16, 1/2, 9/16, 5/8, 11/16, 3/4, 13/16, 7/8, 15/16, 1, 1-1/16, 1-1/8 & 1-1/4"
- TOOLS**
- Screwdrivers - 3.0x75, 5.5x100, 6.5x38, 6.5x100, 6.5x150 & 8.0x150mm
 - Screwdrivers - #0x75, #1x75, #2x38, #2x100, #2x150 & #3x150mm
 - Precision Screwdrivers - 2.0x50, 2.5x50, 3.0x50, #00x50 & #000x50mm
 - Hex Keys - 1.5, 2, 2.5, 3, 4, 5, 6, 8 & 10mm
 - Hex Keys - 1/16, 5/64, 3/32, 1/8, 5/32, 3/16, 1/4, 6/16, 3/8"
 - Torx Keys - T10, T15, T20, T25, T27, T30, T40, T45 & T50
 - Magnetic Hex Keys - 1.27, 1.5, 2, 2.5, 3, 4, 4.5, 5, 5.5, 6, 7, 8 & 10mm
 - Magnetic Hex Keys - 0.05, 1/16, 5/64, 3/32, 7/64, 1/8, 9/64, 5/32, 3/16, 7/32, 1/4, 5/16 & 3/8"
 - Pliers - Combination, Long Nose, Multigrip, Locking, Oil Filter & Circlip (4)
 - Cutters - Diagonal
 - Adjustable Wrenches x 2
 - Hammers - Ball Pein (3) & Dual Head
 - Hacksaw, Retractable Knife & Tape Measure
 - Pin Punch & Chisel Set - 10pc
 - Pry Bar Set - 4pc & Tweezers Set - 4pc
 - O ring/Hook Scribe Set - 2pc & Hook/Pick Set - 4pc
 - Power Bit Set - 67pc, Ratchet Driver Set - 31pc & Finger Ratchet Kit - 5pc
 - Inspection Mirror, Pick-Up Magnetic Tool & Magnetic Parts Tray
 - Circuit Tester & Digital Multimeter
 - 9 Drawer Custom Series Roller Cabinet with Power Tool Cupboard & Stainless Steel Top



BUILT-IN SURGE PROTECTED POWER BOARD WITH 4 OUTLETS & 4 USB PORTS

- 4 individually switched outlets
- 4 USB ports (4.5Amps) to ensure fast charging and reliable power for all of your USB compatible devices
- Surge protected to help prevent damage to your devices from any spikes of voltage
- Overload protection

LATEST COLOUR OPTIONS Head over to the SP Tools website for LIMITED EDITION colour options. WWW.SPTOOLS.COM

SUMO SERIES

WORKSHOP



QUAD DRIVE SPANNERS
4x more grip

KIT INCLUDES JUMBO QUAD DRIVE ROE SPANNERS
UP TO 32mm & 1/1-1/4"

BUILT-IN POWER
Built-in power board with 4 individually switched power outlets and 4 USB ports.

EVA TOOL STORAGE
Spanners and sockets housed in EVA foam organiser trays

STAINLESS STEEL WORK TOP
DEEP TOP DRAWER
Full Length

1434mm

1090mm

560mm

HEAVY DUTY FULL EXTENSION DRAWERS

DEEP INTERNAL DRAWER

MAX LOAD 2000KG

HEAVY DUTY CASTORS
2x Swivel & Lockable

HEAVY DUTY DRAWER SLIDES

ADJUSTABLE SHELF
3 Positions



SUMO

STEEL FRAME

BUILT-IN POWER

FULL DRAWER EXTENSION

BALL BEARING SLIDES

DUAL LAYER POWDER COAT

SECURE LOCK

SUMO SERIES TOOL KIT - METRIC & SAE

SP50780D BLACK

SUMO SERIES ROLLER CABINET TOOL KIT METRIC & SAE 425 PIECE

12 DRAWER SUMO SERIES ROLLER CABINET WITH POWER TOOL CUPBOARD AND BUILT-IN POWER BOARD
1434W X 560D X 1074H (mm)

- FEATURES**
- Stainless steel work top
 - Heavy duty 28 ball bearing drawer slides
 - Internal locking system
 - SP Cliklok drawer locking system ensures drawers stay closed and secure
 - Heavy duty wheels
 - Double powder coating resists scratching

- DRAWER DIMENSIONS**
- 1x Drawers: 1320w x 499d x 100h
 - 1x Drawers: 944w x 499d x 105h
 - 4x Drawer: 565w x 499d x 60h
 - 1x Drawer: 565w x 499d x 140h
 - 3x Drawers: 310w x 499d x 60h
 - 2x Drawers: 310w x 499d x 220h
 - 1x Cupboard: 335w x 439d x 598h
- Includes one adjustable shelf

QUAD DRIVE SPANNERS

SP Tools patented QUAD DRIVE open end offers 4 times the gripping power of a standard ROE spanner by wrapping around the fastener and maximising the contact on the flat sides of the fastener head, not the points



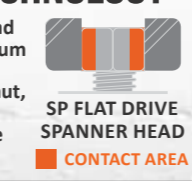
FLAT DRIVE RING END

SP Tools RING END spanners feature flat drive ring ends, making them the perfect spanner for getting to and loosening those tricky, hard to reach, often worn fasteners by increasing the contact area with the nut or bolt head



FLAT DRIVE TECHNOLOGY

Perfectly flat spanner head surfaces allow for maximum contact between the spanner and the bolt or nut, maximising grip and enhancing applied torque



CONTENTS

- 1/4"DR SOCKETS & ACCESSORIES**
- 12pt - 4, 5, 6, 7, 8, 9, 10, 11, 12, 13 & 14mm
 - 6pt Deep - 4, 5, 6, 7, 8, 9, 10, 11, 12 & 13mm
 - 12pt - 3/16, 7/32, 1/4, 9/32, 5/16, 11/32, 3/8, 7/16 & 1/2"
 - 6pt Deep - 3/16, 7/32, 1/4, 9/32, 5/16, 11/32, 3/8, 7/16 & 1/2"
 - 45T Ratchet & Flex Handle
 - Wobble Extension Bars - 50 & 150mm

- 3/8"DR SOCKETS AND ACCESSORIES**
- 12pt - 8, 9, 10, 11, 12, 13, 14, 15, 16, 17, 18 & 19mm
 - 6pt Deep - 10, 11, 12, 13, 14, 15, 16, 17, 18 & 19mm
 - 12pt - 5/16, 3/8, 7/16, 1/2, 9/16, 5/8, 11/16 & 3/4"
 - 6pt Deep - 5/16, 3/8, 7/16, 1/2, 9/16, 5/8, 11/16 & 3/4"
 - Inhex - 6, 7, 8, 9 & 10mm
 - Inhex - 3/16, 7/32, 1/4, 5/16 & 3/8"
 - Spark Plug Sockets - 5/8 & 13/16"
 - 45T Ratchet & Flex Handle
 - Wobble Extension Bars - 75 & 150mm
 - Adaptors - 3/8Fx1/4M & 3/8Fx1/2M

- 1/2"DR SOCKETS & ACCESSORIES**
- 12pt - 10, 11, 12, 13, 14, 15, 16, 17, 18, 19, 20, 21, 22, 23, 24, 25 & 26mm
 - 12pt - 3/8, 7/16, 1/2, 9/16, 5/8, 11/16, 3/4, 13/16, 7/8, 15/16 & 1"
 - 12pt Deep Impact - 10, 11, 12, 13, 14, 15, 16, 17, 19, 21, 22 & 24mm
 - 12pt Deep Impact - 3/8, 7/16, 1/2, 9/16, 5/8, 11/16, 3/4, 13/16, 7/8, 15/16 & 1"
 - Adaptor - 1/2Fx3/8M
 - 45T Ratchet & Flex Handle
 - Wobble Extension Bars - 125 & 250mm

- SPANNERS**
- Combination - 6, 7, 8, 9, 10, 11, 12, 13, 14, 15, 16, 17, 18, 19, 20, 21, 22, 23, 24, 25, 26, 27, 30 & 32mm
 - Combination - 1/4, 5/16, 3/8, 7/16, 1/2, 9/16, 5/8, 11/16, 3/4, 13/16, 7/8, 15/16, 1, 1-1/16, 1-1/8 & 1-1/4"

- TOOLS**
- Screwdrivers - 3.0x75, 5.5x100, 6.5x25, 6.5x100, 6.5x150 & 8.0x175mm
 - Screwdrivers - #0x60, #1x80, #2x25, #2x100, #2x150 & #3x175mm
 - Precision Screwdrivers - 2.0x50, 2.5x50, 3.0x50, #0x50, #00x50 & #000x50mm
 - Hex Keys - 1.5, 2, 2.5, 3, 4, 5, 6, 8 & 10mm
 - Magnetic Key Set - 1.27, 1.5, 2, 2.5, 3, 4, 4.5, 5, 5.5, 6, 7, 8 & 10mm
 - Hex Keys - 1/16, 5/64, 3/32, 1/8, 5/32, 3/16, 1/4, 5/16 & 3/8"
 - Magnetic Key Set - 0.05, 1/16", 5/64", 3/32", 7/64", 1/8", 9/64", 5/32", 3/16", 7/32, 1/4", 5/16" & 3/8"
 - Torx Keys - T10, T15, T20, T25, T27, T30, T40, T45 & T50
 - Pliers - Combination, Long Nose, Multigrip & Circlip (4)
 - Locking Pliers - Curved Jaw
 - Cutters - Diagonal (2)
 - Adjustable Wrenches (2)
 - Hammers - Ball Pein (3), Soft/Hard
 - Bit Set with Ratchet Driver - 31pc
 - Hacksaw
 - Knife
 - Tape Measure
 - Pin Punch & Chisel Set - 10pc
 - Oil Filter Wrench - 3 Prong
 - Small Line Clamp Set - 2pc
 - Pry Bar Set - 4pc
 - Tweezer Set - 4pc
 - Pick Set - 4pc
 - Magnetic Pick-up Tool
 - Magnetic Parts Tray
 - Inspection Mirror
 - Finger Ratchet Set - 5pc
 - Oil Filter Wrench
 - Digital Multimeter
 - O-Ring & Scribe Set
 - File Set - 5pc
 - Circuit Tester
 - Power Bit Set - 67pc
 - 12 Drawer Sumo Series Roller Cabinet with Stainless Steel Top

CONTENTS GUIDE



LATEST COLOUR OPTIONS

Head over to the SP Tools website for LIMITED EDITION colour options.

*Images are for illustration purposes only, contents may vary

SUMO SERIES



KIT INCLUDES
QUAD DRIVE, GEAR DRIVE, FLARE NUT, & DOUBLE RING SPANNERS



KIT INCLUDES
JUMBO QUAD DRIVE ROE SPANNERS
 UP TO 32mm & 1-1/4"



KIT INCLUDES
3/4" DR SOCKETS & ACCESSORIES



EXTREME DUTY CASTORS
 2x Swivel & Lockable

EVA TOOL STORAGE
 Spanners and sockets housed in EVA foam organiser trays

cliklok
 Drawer locking system ensures drawers stay closed and secure

LARGE STORAGE CAPABILITY

SP50180 BLACK

SUMO SERIES WORKSHOP ROLLER CAB. TOOL KIT METRIC & SAE 518 PIECE

20 DRAWER SUMO SERIES WORKSHOP ROLLER CABINET 1960w x 745d x 1176h (mm)

- Robust wall construction
- Double powder coating resists scratching
- Lever drawer locking system
- Heavy duty full extension ball bearing drawer slides
- Drawer load capacity: 1300kg
- Total load capacity: 2300kg
- Extreme Duty castors

DRAWER DIMENSIONS

- 8x Drawers: 370w x 675d x 79h
- 3x Drawers: 370w x 675d x 107h
- 1x Drawer: 370w x 675d x 163h
- 1x Drawer: 370w x 675d x 275h
- 3x Drawers: 775w x 675d x 79h
- 2x Drawers: 775w x 675d x 107h
- 1x Drawer: 775w x 675d x 163h
- 1x Drawer: 1229w x 675d x 123h



SP'S LARGEST TOOL CABINET

SUMO SERIES POWER HUTCH TOOL KIT - METRIC & SAE

CONTENTS

1/4" DR SOCKETS & ACCESSORIES

- 12pt - 4, 5, 6, 7, 8, 9, 10, 11, 12 & 13mm
- 12pt - 3/16, 7/32, 1/4, 9/32, 5/16, 11/32, 3/8, 7/16 & 1/2"
- Torx - T10, T15, T20 & T25
- 45T Ratchet, Flex Handle & Universal Joint
- Extension Bars - 50 & 150mm

3/8" DR SOCKETS & ACCESSORIES

- 12pt - 6, 7, 8, 9, 10, 11, 12, 13, 14, 15, 16, 17, 18, 19, 20, 21 & 22mm
- 12pt Deep - 10, 11, 12, 13, 14, 15, 16, 17, 18 & 19mm
- 12pt - 1/4, 5/16, 3/8, 7/16, 1/2, 9/16, 5/8, 11/16, 3/4, 13/16 & 7/8"
- 12pt Deep - 5/16, 3/8, 7/16, 1/2, 9/16, 5/8, 11/16 & 3/4"
- 6pt Impact - 10, 11, 12, 13, 14, 15, 16, 17, 18 & 19mm
- 6pt Deep Impact - 10, 11, 12, 13, 14, 15, 16, 17, 18 & 19mm
- Inhex - 6, 7, 8, 9 & 10 mm
- Inhex - 3/16, 7/32, 1/4, 5/16 & 3/8"
- Torx - T27, T30, T40, T45, T50 & T55 + 3/8Fx1/4M Adaptor
- Spark Plug Sockets - 5/8 & 13/16"
- 45T Ratchet, Flex Handle & Universal Joint
- Extension Bars - 75 & 150mm
- Adaptors - 3/8Fx1/4M & 3/8Fx1/2M

1/2" DR SOCKETS & ACCESSORIES

- 12pt - 10, 11, 12, 13, 14, 15, 16, 17, 18, 19, 20, 21, 22, 23, 24, 26, 27, 30 & 32mm
- 12pt - 3/8, 7/16, 1/2, 9/16, 5/8, 11/16, 3/4, 13/16, 7/8, 15/16, 1, 1-1/16, 1-1/8, 1-3/16 & 1-1/4"
- 6pt Deep Impact - 10, 12, 13, 14, 15, 17, 18, 19, 21, 22 & 24mm
- 6pt Deep Impact - 3/8, 7/16, 1/2, 9/16, 5/8, 11/16, 3/4, 13/16, 7/8, 15/16 & 1"
- Spark Plug Sockets - 5/8 & 13/16"
- 45T Ratchet, Flex Handle & Universal Joint
- Extension Bars - 75, 125 & 150mm
- Adaptor - 1/2Fx3/8M

3/4" DR SOCKETS & ACCESSORIES

- 12pt - 19, 22, 24, 27, 30, 32, 36, 38, 41, 46, 50 & 55mm
- 12pt - 3/4, 13/16, 7/8, 15/16, 1, 1-1/16, 1-1/8, 1-3/16, 1-1/4, 1-5/16, 1-3/8, 1-7/16, 1-1/2, 1-5/8 & 1-7/8"
- 24T Ratchet, Flex Handle & Universal Joint
- Extendable Handle
- Extension Bars - 200 & 400mm

SPANNERS

- Combination - 6, 7, 8, 9, 10, 11, 12, 13, 14, 15, 16, 17, 18, 19, 20, 21, 22, 23, 24, 25 & 26mm
- Combination - 1/4, 5/16, 3/8, 7/16, 1/2, 9/16, 5/8, 11/16, 3/4, 13/16, 7/8, 15/16, 1"
- Gear Drive - 8, 10, 12, 13, 14, 15, 17, 18 & 19mm
- Gear Drive - 5/16, 3/8, 7/16, 1/2, 9/16, 5/8, 11/16 & 3/4"
- Flare Flexhead - 10x11, 12x13, 14x17 & 19x22mm
- Flare Flexhead - 3/8x7/16, 1/2x9/16, 5/8x11/16 & 3/4x7/8"
- Ring - 8x10, 12x14, 13x15, 16x18, 17x19 & 22x24mm
- Ring - 3/8x5/16, 1/2x7/16, 5/8x9/16 & 3/4x11/16"

TOOLS

- Screwdrivers - 3.0x75, 5.5x100, 6.5x38, 6.5x100, 6.5x150 & 8.0x150mm
- Screwdrivers - #0x75, #1x75, #2x38, #2x100, #2x150 & #3x150mm
- Precision Screwdrivers - 2.0x50, 2.5x50, 3.0x50, #0x50, #00x50 & #000x50mm
- Impact Screwdriver Set - SL5, SL6, SL8 & SL9, #1, #2, #3 & #4, IN4, IN 5, IN6 & IN8, Impact Driver
- Ratchet Driver Bit Set - SL4.5, SL7, PH1, PH2, PH3, T15, T20 & Bit Driver
- Hex Keys - 1.5, 2, 2.5, 3, 4, 5, 6, 8 & 10mm
- Hex Keys - 1/16, 5/64, 3/32, 1/8, 5/32, 3/16, 1/4, 5/16 & 3/8"
- Torx Keys - T10, T15, T20, T25, T27, T30, T40, T45 & T50
- Pliers - Combination, Long Nose, Bent Nose, Locking, Multigrip, Spark Plug Wire & Circlip (4)
- Cutters - Diagonal (2)
- Adjustable Wrenches (2)
- Hammers - Ball Pein (3), Dead Blow (1)
- Hacksaw
- Folding Knife
- Tape Measure
- Pin Punch & Chisel Set - 22pc
- Burr Set - 5pc
- Gasket Scraper
- Spark Plug Rethreader
- Pry Bar Set - 4pc
- Tweezers Set - 4pc
- Mini Brush Set - 3pc
- Pick Set - 4pc
- Magnetic Pick-up Tool
- Magnetic Parts Tray
- Inspection Mirror
- Line Clamp Kit - 3pc
- Oil Filter Wrench
- Cleaning Gun
- Digital Callipers
- Digital Multimeter
- Laser Actuated Tachometer
- Circuit Tester
- Power Bit Set - 67pc
- 3/8" Dr Mini Air Ratchet
- 1/2" Dr Composite Air Impact Wrench
- 3/8" Dr Butterfly Impact Wrench
- 1/4" Dr Die Grinder
- Air Duster
- 18v Cordless Impact Wrench
- Cordless Flashlight
- Mechanics Seat Cover
- Magnetic Mudguard Cover
- Garage Creeper
- A/C & Fuel Line Quick Disconnect Set - 6pc
- Official SP Merchandise
- Drawer Trays x 4
- 20 Drawer Sumo Series Roller Cabinet

CONTENTS GUIDE



*Images are for illustration purposes only, contents may vary

OFF ROAD SERIES



50% THICKER STEEL

STEEL FRAME

SECURE LOCK

SP50215 WHITE/ BLACK

OFF ROAD SERIES FIELD SERVICE TOOL KIT METRIC & SAE 371 PIECE

7 DRAWER OFF ROAD SERIES TOOL BOX 729W x 508D x 660H (mm)

FEATURES

- Constructed with 50% thicker steel for increased durability and strength
- Full roll cage protection
- Drop down security front panel with weather resistant seal
- Dual gas strut lid stays
- Internal locking system for extra security
- Full drawer extension capabilities
- Heavy duty 28 ball bearing drawer slides
- SP Cliklok on all drawers
- Skid rail base to provide reinforcement
- Lifting handles ideal for lifting slings
- Double Powder coating for maximum corrosion and scratch resistance

DRAWER DIMENSIONS

- 3x Drawers: 175w x 405d x 63h
- 2x Drawers: 570w x 405d x 63h
- 2x Drawers: 570w x 405d x 82h

- BUILT TO LAST**
Ideal for the back of work vehicles
- QUAD DRIVE SPANNERS**
4x more grip
- DUAL GAS STRUT LID STAYS**
- FULL ROLL CAGE PROTECTION**
- DROP DOWN SECURITY FRONT PANEL**
- EVA TOOL STORAGE**
Spanners and sockets housed in EVA foam organiser trays
- HEAVY DUTY FULL EXTENSION DRAWERS**
- SKID RAIL BASE**



OFF ROAD FIELD SERVICE TOOL KIT - METRIC & SAE

CONTENTS

1/4" DR SOCKETS & ACCESSORIES

- 12pt - 4, 5, 6, 7, 8, 9, 10, 11, 12, 13 & 14mm
- 12pt - 3/16, 7/32, 1/4, 9/32, 5/16, 11/32, 3/8, 7/16 & 1/2"
- 45T Ratchet & Flex Handle
- Extension Bars - 50 & 150mm

3/8" DR SOCKETS & ACCESSORIES

- 12pt - 8, 10, 11, 12, 13, 14, 15, 16, 17, 18 & 19mm
- 12pt - 5/16, 3/8, 7/16, 1/2, 9/16, 5/8, 11/16 & 3/4"
- Spark Plug Sockets - 5/8 & 13/16"
- 45T Ratchet & Flex Handle
- Extension Bars - 75 & 150mm
- Adaptors - 3/8Fx1/4M & 3/8Fx1/2M

1/2" DR SOCKETS & ACCESSORIES

- 12pt - 10, 11, 12, 13, 14, 15, 16, 17, 18, 19, 20, 21, 22, 23, 24, 25 & 26mm
- 12pt - 3/8, 7/16, 1/2, 9/16, 5/8, 11/16, 3/4, 13/16, 7/8, 15/16 & 1"
- 45T Ratchet & Flex Handle
- Extension Bars - 125 & 250mm
- Adaptor - 1/2Fx3/8M

SPANNERS

- Combination ROE - 6, 7, 8, 9, 10, 11, 12, 13, 14, 15, 16, 17, 18, 19, 20, 21, 22, 23, 24, 25, 26, 27, 30 & 32mm
- Combination ROE - 1/4, 5/16, 3/8, 7/16, 1/2, 9/16, 5/8, 11/16, 3/4, 13/16, 7/8, 15/16, 1, 1-1/16, 1-1/8 & 1-1/4"

TOOLS

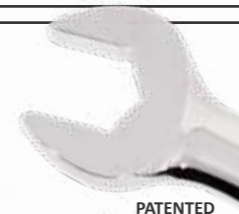
- Screwdrivers - 3.0x75, 5.5x100, 6.5x38, 6.5x100, 6.5x150 & 8.0x150mm
- Screwdrivers - #0x75, #1x75, #2x38, #2x100, #2x150 & #3x150mm
- Precision - 2.0x50, 2.5x50, 3.0x50, #0x50, #00x50 & #000x50mm
- Impact Driver Set - Impact Driver 5, 6, 8, 9, #1, #2, #3, #4, Inhex 4, 5, 6 & 8mm
- Magnetic Hex Keys - 1.27, 1.5, 2, 2.5, 3, 4, 4.5, 5, 5.5, 6, 7, 8 & 10mm
- Magnetic Hex Keys - 0.05, 1/16, 5/64, 3/32, 7/64, 1/8, 9/64, 5/32, 3/16, 7/32, 1/4, 5/16 & 3/8"
- Magnetic Torx Keys - T10, T15, T20, T25, T27, T30, T40, T45 & T50
- Hex Keys - 1.5, 2, 2.5, 3, 4, 5, 6, 8 & 10mm
- Hex Keys - 1/16, 5/64, 3/32, 1/8, 5/32, 3/16, 1/4, 5/16 & 3/8"
- Torx Keys - T10, T15, T20, T25, T27, T30, T40, T45 & T50
- Pliers - Combination, Long Nose, Locking, Multigrips and Circlip (4)
- Cutters - Diagonal
- Adjustable Wrenches x 4
- Hammers - Ball Pein x 2, Tom Thumb, Dead Blow & Soft/Hard Dual Head
- Bit Set - 67pc
- Ratchet Bit Set - 31pc
- Pin Punch & Chisel Set - 10pc
- Hacksaw, Retractable Knife & Tape Measure
- Telescoping Inspection Mirror and Pick-Up Tools
- Magnetic Parts Tray
- Circuit Tester & Digital Multimeter
- Screw Extractor - 5pc & Pick Set - 4pc
- Pry Bar Set - 4pc, Tweezers Set - 4pc
- Thread Files - Metric & SAE
- 7 Drawer Off Road Steel Tool Box

CONTENTS GUIDE



QUAD DRIVE SPANNERS

SP Tools patented QUAD DRIVE open end offers 4 times the gripping power of a standard ROE spanner by wrapping around the fastener and maximising the contact on the flat sides of the fastener head, not the points



PATENTED

FLAT DRIVE RING END

SP Tools RING END spanners feature flat drive ring ends, making them the perfect spanner for getting to and loosening those tricky, hard to reach, often worn fasteners by increasing the contact area with the nut or bolt head



FLAT DRIVE TECHNOLOGY

Perfectly flat spanner head surfaces allow for maximum contact between the spanner and the bolt or nut, maximising grip and enhancing applied torque



SP FLAT DRIVE SPANNER HEAD REGULAR CONTACT AREA

HEAVY DUTY RATCHETS

- Strengthened ratchet gear teeth to sustain maximum applied torque
- Reversible ratchet head
- Quick socket release mechanism
- Manufactured from high grade Chrome Vanadium Steel (Cr-V)



HEAVY DUTY SOCKETS

- All SP Tools sockets and accessories are manufactured from high grade chrome vanadium steel and exceed international DIN and ANSI standards. Designed to withstand the rigours of industrial and trade use
- FLAT DRIVE TECHNOLOGY Maximises contact on the flat sides of the bolt or nut, not the points



*Images are for illustration purposes only, contents may vary

OFF ROAD SERIES



50% THICKER STEEL

STEEL FRAME



- BUILT TO LAST**
Ideal for the back of work vehicles
- QUAD DRIVE SPANNERS**
4x more grip
- DUAL GAS STRUT LID STAYS**
- FULL ROLL CAGE PROTECTION**
- DROP DOWN SECURITY FRONT PANEL**
- EVA TOOL STORAGE**
Spanners and sockets housed in EVA foam organiser trays
- HEAVY DUTY FULL EXTENSION DRAWERS**
- SKID RAIL BASE**



DRAWER DIMENSIONS

- 3x Drawers: 175w x 405d x 63h
- 2x Drawers: 570w x 405d x 63h
- 2x Drawers: 570w x 405d x 82h

FEATURES

- Constructed with 50% thicker steel for increased durability and strength
- Full roll cage protection
- Drop down security front panel with weather resistant seal
- Dual gas strut lid stays
- Internal locking system for extra security
- Full drawer extension capabilities
- Heavy duty 28 ball bearing drawer slides
- SP Cliklok on all drawers
- Skid rail base to provide reinforcement
- Lifting handles ideal for lifting slings
- Double Powder coating for maximum corrosion and scratch resistance

SP50218 WHITE/ BLACK

OFF ROAD SERIES FIELD SERVICE TOOL KIT METRIC & SAE 380 PIECE

7 DRAWER OFF ROAD SERIES TOOL BOX 729W x 508D x 660H (mm)

OFF ROAD FIELD SERVICE TOOL KIT - METRIC & SAE

CONTENTS

- 1/4" DR SOCKETS & ACCESSORIES**
- 12pt - 4, 5, 6, 7, 8, 9, 10, 11, 12, 13 & 14mm
 - 12pt - 3/16, 7/32, 1/4, 9/32, 5/16, 11/32, 3/8, 7/16 & 1/2"
 - 45T Ratchet & Flex Handle
 - Extension Bars - 50 & 150mm
- 3/8" DR SOCKETS & ACCESSORIES**
- 12pt - 8, 10, 11, 12, 13, 14, 15, 16, 17, 18 & 19mm
 - 12pt - 5/16, 3/8, 7/16, 1/2, 9/16, 5/8, 11/16 & 3/4"
 - Spark Plug Sockets - 5/8 & 13/16"
 - 45T Ratchet & Flex Handle
 - Extension Bars - 75 & 150mm
 - Adaptors - 3/8Fx1/4M & 3/8Fx1/2M
- 1/2" DR SOCKETS & ACCESSORIES**
- 12pt - 10, 11, 12, 13, 14, 15, 16, 17, 18, 19, 20, 21, 22, 23, 24, 25 & 26mm
 - 12pt - 3/8, 7/16, 1/2, 9/16, 5/8, 11/16, 3/4, 13/16, 7/8, 15/16 & 1"
 - 45T Ratchet & Flex Handle
 - Extension Bars - 125 & 250mm
 - Adaptor - 1/2Fx3/8M
- 3/4" DR SOCKETS & ACCESSORIES**
- 12pt - 19, 22, 24, 27, 30, 32, 36, 38, 41, 46, 50 & 55mm
 - 12pt - 3/4, 13/16, 7/8, 15/16, 1, 1-1/16, 1-1/8, 1-3/16, 1-1/4, 1-5/16, 1-3/8, 1-7/16, 1-1/2, 1-5/8 & 1-7/8"
 - 24T Ratchet & Flex Handle
 - Extension Bars - 200 & 400mm
 - Universal Join & Extendable Handle
- SPANNERS**
- Combination ROE - 6, 7, 8, 9, 10, 11, 12, 13, 14, 15, 16, 17, 18, 19, 20, 21, 22, 23, 24, 25, 26, 27, 30 & 32mm
 - Combination ROE - 1/4, 5/16, 3/8, 7/16, 1/2, 9/16, 5/8, 11/16, 3/4, 13/16, 7/8, 15/16, 1, 1-1/16, 1-1/8 & 1-1/4"
- TOOLS**
- Screwdrivers - 3.0x75, 5.5x100, 6.5x38, 6.5x100, 6.5x150 & 8.0x150mm
 - Screwdrivers - #0x75, #1x75, #2x38, #2x100, #2x150 & #3x150mm
 - Precision - 2.0x50, 2.5x50, 3.0x50, #0x50, #00x50 & #000x50mm
 - Impact Driver Set - Impact Driver 5, 6, 8, 9, #1, #2, #3, #4, Inhex 4, 5, 6 & 8mm
 - Ratchet Driver Set - Bit Driver, Phillips #1, #2 & #3 Bits, Slotted 4.5mm & 7mm Bits & TORX T15 & T20 Bits
 - Magnetic Hex Keys - 2, 2.5, 3, 4, 5, 6, 7, 8, 10, 12, 14, 17 & 19mm
 - Magnetic Hex Keys - 1/16, 5/64, 3/32, 1/8, 5/32, 3/16, 1/4, 5/16, 3/8, 1/2, 9/16, 5/8 & 3/4"
 - Magnetic Torx Keys - T10, T15, T20, T25, T27, T30, T40, T45 & T50
 - Hex Keys - 1.5, 2, 2.5, 3, 4, 5, 6, 8 & 10mm
 - Torx Keys - T10, T15, T20, T25, T27, T30, T40, T45 & T50
 - Bit Set Professional - 67pc
 - Ratchet Crimper Quick Change Kit 5pc
 - Adjustable Wrenches (4)
 - Hammers - Ball Pein (3), Dead Blow & Club Hammer
 - Pin Punch & Chisel Set - 10pc
 - Hacksaw, Folding Lock-Back Knife & Tape Measure
 - Telescoping Inspection Mirror and Pick-Up Tools
 - Pliers - Combination, Long Nose, Adjustable Joint, Locking and Circlip (4)
 - Cutters - Diagonal
 - LED Work Pocket Light
 - Magnetic Parts Tray
 - Thread Files (2pc)
 - Circuit Tester & Digital Multimeter
 - Screw Extractor (5pc), Pry Bar Set (4pc), Tweezers Set (4pc), Mini Brush Set (3pc) & Pick Set (4pc)
 - 7 Drawer Heavy Duty Off Road Steel Tool Box

CONTENTS GUIDE



QUAD DRIVE SPANNERS

SP Tools patented QUAD DRIVE open end offers 4 times the gripping power of a standard ROE spanner by wrapping around the fastener and maximising the contact on the flat sides of the fastener head, not the points



HEAVY DUTY RATCHETS

- Strengthened ratchet gear teeth to sustain maximum applied torque
- Reversible ratchet head
- Quick socket release mechanism
- Manufactured from high grade Chrome Vanadium Steel (Cr-V)



FLAT DRIVE RING END

SP Tools RING END spanners feature flat drive ring ends, making them the perfect spanner for getting to and loosening those tricky, hard to reach, often worn fasteners by increasing the contact area with the nut or bolt head.



HEAVY DUTY SOCKETS

- All SP Tools sockets and accessories are manufactured from high grade chrome vanadium steel and exceed international DIN and ANSI standards. Designed to withstand the rigours of industrial and trade use
- FLAT DRIVE TECHNOLOGY Maximises contact on the flat sides of the bolt or nut, not the points



*Images are for illustration purposes only, contents may vary

OFF ROAD SERIES



30%
THICKER STEEL

- STEEL FRAME**
- DUAL LAYER POWDER COAT**
- SP kliklok II**
- SECURE LOCK**

- BUILT TO LAST**
Ideal for the back of work vehicles
- QUAD DRIVE SPANNERS**
4x more grip
- DUAL GAS STRUT LID STAYS**
- FULL ROLL CAGE PROTECTION**
- DROP DOWN SECURITY FRONT PANEL**
- EVA TOOL STORAGE**
Spanners and sockets housed in EVA foam organiser trays
- HEAVY DUTY DRAWER SLIDES**
- HEAVY DUTY FULL EXTENSION DRAWERS**
- SKID RAIL BASE**



- DRAWER DIMENSIONS**
- 3x Drawers: 225w x 405d x 45h
 - 1x Drawer: 740w x 405d x 45h
 - 3x Drawers: 740w x 405d x 70h

AVAILABLE IN 2 COLOURS

COLOUR	MODEL
BLACK	SP50115
WHITE	SP50115W

OFF ROAD SERIES FIELD SERVICE TOOL KIT METRIC & SAE 406 PIECE

7 DRAWER OFF ROAD SERIES TOOL BOX 890W x 510D x 615H (mm)

- FEATURES**
- Robust, heavy duty wall construction
 - Full roll cage protection
 - Drop down security front panel with weather resistant seal
 - Dual gas strut lid stays
 - Internal locking system for extra security
 - Full drawer extension capabilities
 - Heavy duty 28 ball bearing drawer slides
 - SP Kliklok on all drawers ensures drawers stay shut and secure
 - Skid rail base to provide reinforcement and extra protection
 - Lifting handles ideal for lifting slings
 - Double Powder coating for maximum corrosion and scratch resistance

OFF ROAD FIELD SERVICE TOOL KIT - METRIC & SAE

CONTENTS

- 1/4" DR SOCKETS & ACCESSORIES**
- 12pt - 4, 5, 6, 7, 8, 9, 10, 11, 12 & 13mm
 - 12pt - 3/16, 7/32, 1/4, 9/32, 5/16, 11/32, 3/8, 7/16 & 1/2"
 - 45T Ratchet, Flex Handle & Universal Joint
 - Extension Bars - 50 & 150mm
- 3/8" DR SOCKETS & ACCESSORIES**
- 12pt - 6, 7, 8, 9, 10, 11, 12, 13, 14, 15, 16, 17, 18, 19, 20, 21 & 22mm
 - 12pt - 1/4, 5/16, 3/8, 7/16, 1/2, 9/16, 5/8, 11/16, 3/4, 13/16 & 7/8"
 - Deep 12pt - 10, 11, 12, 13, 14, 15, 16, 17, 18 & 19mm
 - Deep 12pt - 5/16, 3/8, 7/16, 1/2, 9/16, 5/8, 11/16 & 3/4"
 - Spark Plug Sockets - 5/8 & 13/16"
 - 45T Ratchet, Flex Handle & Universal Joint
 - Extension Bars - 75 & 150mm
 - Adaptors - 3/8Fx1/4M & 3/8Fx1/2M
- 1/2" DR SOCKETS & ACCESSORIES**
- 10, 11, 12, 13, 14, 15, 16, 17, 18, 19, 20, 21, 22, 23, 24, 26, 27, 30 & 32mm
 - 3/8, 7/16, 1/2, 9/16, 5/8, 11/16, 3/4, 13/16, 7/8, 15/16, 1, 1-1/16, 1-1/8, 1-3/16 & 1-1/4"
 - Spark Plug Sockets - 5/8 & 13/16"
 - 45T Ratchet, Flex Handle & Universal Joint
 - Extension Bars - 75, 125 & 150mm
 - Adaptor - 1/2Fx3/8M
- SPANNERS**
- Combination ROE - 6, 7, 8, 9, 10, 11, 12, 13, 14, 15, 16, 17, 18, 19, 20, 21, 22, 23, 24, 25 & 26mm
 - Combination ROE - 1/4, 5/16, 3/8, 7/16, 1/2, 9/16, 5/8, 11/16, 3/4, 13/16, 7/8, 15/16 & 1"
- TOOLS**
- Screwdrivers - 3.0x75, 5.5x100, 6.5x38, 6.5x100, 6.5x150 & 8.0x150mm
 - Screwdrivers - #0x75, #1x75, #2x38, #2x100, #2x150 & #3x150mm
 - Precision - 2.0x50, 2.5x50, 3.0x50, #0x50, #00x50 & #000x50mm
 - Impact Driver Set - Impact Driver 5, 6, 8, 9, #1, #2, #3, #4, Inhex 4, 5, 6 & 8mm
 - Magnetic Hex Keys - 1.27, 1.5, 2, 2.5, 3, 4, 4.5, 5, 5.5, 6, 7, 8 & 10mm
 - Magnetic Hex Keys - 0.05, 1/16, 5/64, 3/32, 7/64, 1/8, 9/64, 5/32, 3/16, 7/32, 1/4, 5/16 & 3/8"
 - Magnetic Torx Keys - T10, T15, T20, T25, T27, T30, T40, T45 & T50
 - Hex Keys - 1.5, 2, 2.5, 3, 4, 5, 6, 8 & 10mm
 - Hex Keys - 1/16, 5/64, 3/32, 1/8, 5/32, 3/16, 1/4, 5/16 & 3/8"
 - Torx Keys - T10, T15, T20, T25, T27, T30, T40, T45 & T50
 - Pliers - Combination, Long Nose, Locking, Multigrps and Circlip (4)
 - Cutters - Diagonal
 - Adjustable Wrenches x 4
 - Hammers - Ball Pein x 2, Tom Thumb, Dead Blow & Soft/Hard Dual Head
 - Bit Set - 67pc
 - Ratchet Bit Set - 31pc
 - Pin Punch & Chisel Set - 10pc
 - Hacksaw, Retractable Knife & Tape Measure
 - Telescoping Inspection Mirror and Pick-Up Tools
 - Magnetic Parts Tray & Tool Box Drawer Trays x 3
 - Circuit Tester & Digital Multimeter
 - Screw Extractor - 5pc & Pick Set - 4pc
 - Pry Bar Set - 4pc, Tweezers Set - 4pc
 - Thread Files - Metric & SAE
 - 7 Drawer Off Road Steel Tool Box

CONTENTS GUIDE



QUAD DRIVE SPANNERS PATENTED

SP Tools patented QUAD DRIVE open end offers 4 times the gripping power of a standard ROE spanner by wrapping around the fastener and maximising the contact on the flat sides of the fastener head, not the points

FLAT DRIVE RING END

SP Tools RING END spanners feature flat drive ring ends, making them the perfect spanner for getting to and loosening those tricky, hard to reach, often worn fasteners by increasing the contact area with the nut or bolt head

FLAT DRIVE TECHNOLOGY

Perfectly flat spanner head surfaces allow for maximum contact between the spanner and the bolt or nut, maximising grip and enhancing applied torque

SP FLAT DRIVE SPANNER HEAD

*Images are for illustration purposes only, contents may vary

WALL MOUNT TOOL KIT - METRIC & SAE



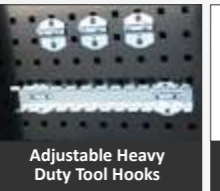
SP50851 BLACK

WALL MOUNT TOOL KIT METRIC & SAE 166 PIECE

1 DRAWER WALL TOOL CABINET
755W x 305D x 830H (mm)
(1340W WITH DOORS OPEN)

- Customisable tool storage that permanently mounts to your workshop or garage wall
- Dual internal sliding tool boards slide out on each side
- Peg Board to easily organise tools
- Adjustable heavy duty tool hooks
- Lockable doors and tool drawer
- Double powder coating resists scratching

Drawer Dimensions:
• 1x drawers: 640w x 270d x 60h



CONTENTS GUIDE



*IMAGES ARE FOR ILLUSTRATION PURPOSES ONLY, CONTENTS MAY VARY

CONTENTS

- 1/4" DR SOCKETS & ACCESSORIES**
- 12pt - 4, 5, 6, 7, 8, 9, 10, 11, 12 & 13mm
 - 12pt - 3/16, 7/32, 1/4, 9/32, 5/16, 11/32, 3/8, 7/16 & 1/2"
 - 45T Ratchet & Flex Handle
 - Extension Bars - 50 & 150mm
- 3/8" DR SOCKETS & ACCESSORIES**
- 12pt - 8, 10, 11, 12, 13, 14, 15, 16, 17, 18 & 19mm
 - 12pt - 5/16, 3/8, 7/16, 1/2, 9/16, 5/8, 11/16 & 3/4"
 - Spark Plug Sockets - 5/8 & 13/16"
 - 45T Ratchet & Flex Handle
 - Extension Bars - 75 & 150mm
 - Adaptors - 3/8Fx1/4M & 3/8Fx1/2M
- 1/2" DR SOCKETS & ACCESSORIES**
- 12pt Deep - 10, 11, 12, 13, 14, 15, 16, 17, 19, 21, 22 & 24mm
 - 12pt Deep - 3/8, 7/16, 1/2, 9/16, 5/8, 11/16, 3/4, 13/16, 7/8, 15/16 & 1"
 - 45T Ratchet & Flex Handle
 - Extension Bars - 75 & 125mm
 - Adaptors - 1/2Fx3/8M
- SPANNERS**
- Combination - 8, 9, 10, 11, 12, 13, 14, 15, 16, 17, 18 & 19mm
 - Combination - 5/16, 3/8, 7/16, 1/2, 9/16, 5/8, 11/16, 3/4 & 7/8"

- TOOLS**
- Screwdrivers - 3.0x75, 5.5x100, 6.5x38, 6.5x100, 6.5x150 & 8.0x150mm
 - Screwdrivers - #0x75, #1x75, #2x38, #2x100, #2x150 & #3x150mm
 - Hex Keys - 1.5, 2, 2.5, 3, 4, 5, 6, 8 & 10mm
 - Hex Keys - 1/16, 5/64, 3/32, 1/8, 5/32, 3/16, 1/4, 5/16 & 3/8"
 - Torx Keys - T10, T15, T20, T25, T27, T30, T40, T45 & T50
 - Ratchet Driver Set - Bit Driver, Phillips #1, #2 & #3 Bits, Slotted 4.5mm & 7mm Bits & TORX T15 & T20 Bits
 - Pliers - Combination (2), Long Nose, Locking (2) & Multigrip
 - Cutters - Diagonal (2)
 - Adjustable Wrench (3)
 - Hammers - Ball Pein (2)
 - Hacksaw & Tape Measure
 - Pry Bar Set - 4pc
 - Wall Tool Cabinet

PORTABLE KARTING TOOL KIT



SP52300 BLACK

GENERAL KART MAINTENANCE TOOL KIT

COMPACT TECHNICIANS TOOL BOX
360W x 235D x 280H (mm)

- Adjustable tray dividers for customizing compartments
- EVA insulate lined for extra protection
- Aluminium ergonomic lock with key system for security
- Wide opening case allows for easy & quick access to tools
- High quality aluminium frame construction
- Reinforced aluminium corners for extra strength & durability

Dimensions:
• 4x Adjustable Trays: 315w x 90d x 37h
• Base Compartment: 350w x 210d x 115h



CONTENTS

- COMBINATION ROE SPANNERS**
- 8, 10, 12, 13, 16 & 17mm
- GEAR ROE SPANNERS (REVERSIBLE)**
- 8, 10, 12 & 13mm
- 3/8" DR SOCKETS AND ACCESSORIES**
- 12pt - 10, 11, 12, 13, 14, 15, 16, 17, 18, 19 & 22mm
 - Spark Plug Socket - 21mm"
 - 72T Ratchet
 - Wobble Bar - 150mm
- TOOLS**
- Pliers - Combination, Long Nose and Locking
 - Diagonal Cutters
 - Snap Ring Pliers Set
 - T-Handle Hex Keys - 2.5, 3, 4, 5, 6 & 8mm
 - Screwdrivers - SL3x75, SL6x125 #1X100 & 2X100mm
 - Hammer - Dual Soft Face
 - Tyre Gauge and Valve Core Tool
 - 5 Tray Race Technician Box

OFFICIAL PARTNER OF:



PROUD SUPPORTER OF:



T850090 BLACK

STARTER TOOL KIT 888 SERIES 66 PIECE

TRUCK BOX WITH TOTE TRAY
510W x 200D x 210H (mm)

- Heavy duty steel tool box
- Spanners, sockets & accessories are housed in hi-density EVA foam storage tray
- Extra large volume storage compartment

Dimensions:
• Tote Tray: 475w x 170d x 45h
• Base Compartment: 510w x 200d x 145h

CONTENTS

- COMBINATION ROE SPANNERS 12 PIECE**
- 8, 9, 10, 11, 12, 13, 14, 15, 16, 17, 18 & 19mm
- 1/2" DR SOCKETS & ACCESSORIES 23 PIECE**
- 8, 10, 11, 12, 13, 14, 15, 16, 17, 18, 19, 20, 21, 22, 23, 24, 27, 30 & 32mm
 - Spark Plug Sockets - 16 & 21mm
 - 24T Ratchet
 - Extension Bar - 125mm (5")
- TOOLS**
- Pliers - Combination & Long Nose
 - Diagonal Cutters
 - Adjustable Pliers (Multigrips)
 - Adjustable Wrench
 - Hex Key Set - 1.5, 2, 2.5, 3, 4, 5, 6, 8 & 10mm
 - Screwdrivers: Slotted - 3x75mm, 5x100, 6x38, 6x125, 6x150 & 8x150mm, Phillips - #0x75, #1x100, #2x38, #2x100, #2x150 & #3x150mm
 - Hammer - 16oz Ball Pein
 - Tape Measure
 - Utility Knife
 - Hacksaw
 - 1 Tote Tray Tool Box



*IMAGES ARE FOR ILLUSTRATION PURPOSES ONLY, CONTENTS MAY VARY

MOBILE TOOL KITS IN X-CASES - METRIC & SAE



SP51204 BLACK

**3/8"DR TOOL KIT IN X-CASE
METRIC & SAE
65 PIECE**

EXTREME DUTY X-CASE
420W x 320D x 100H (mm)

- Professional quality hand tools, housed in a rugged impact resistant polyethylene X-Case
- Ideal for the professional on the move or as a handy kit for the car
- Heavy duty hinges and latches

CONTENTS

- 3/8"DR 12PT SOCKETS & ACCESSORIES**
- 8, 9, 10, 11, 12, 13, 14, 15, 16, 17, 18, 19, 20, 21 & 22mm
 - 5/16, 3/8, 7/16, 1/2, 9/16, 5/8, 11/16, 3/4, 13/16 & 7/8"
 - 45T Ratchet
 - Flex Handle - 200mm
 - Wobble Extension Bars - 75 & 150mm
 - Spark Plug Sockets - 5/8 & 13/16"

TOOLS

- Spanners - 8, 9, 10, 11, 12, 13, 14, 15, 17, 18 & 19mm
- Screwdrivers - 5.5x100, 6.5x100, #1x100, #2x100
- Hex Keys - 1.5, 2, 2.5, 3, 3.5, 4, 4.5, 5 & 6mm
- Hex Keys - 1/16, 5/64, 3/32, 1/8, 9/64, 5/32, 3/16 & 1/4"
- Pliers - High Leverage Combination 200mm
- Cutters - High Leverage Diagonal 140mm

SP51205 BLACK

**1/2"DR TOOL KIT IN X-CASE
METRIC & SAE
60 PIECE**

EXTREME DUTY X-CASE
420W x 320D x 95H (mm)

- Professional quality hand tools, housed in a rugged impact resistant polyethylene X-Case
- Ideal for the professional on the move or as a handy kit for the car
- Heavy duty hinges and latches

CONTENTS

- 1/2"DR 12PT SOCKETS & ACCESSORIES**
- 10, 11, 12, 13, 14, 15, 16, 17, 18 & 19mm
 - 7/16, 1/2, 9/16, 5/8, 11/16, 3/4, 13/16, 7/8, 15/16 & 1"
 - 45T Ratchet
 - Flex Handle - 200mm
 - Wobble Extension Bars - 125 & 200mm
 - Spark Plug Sockets - 5/8 & 13/16"

TOOLS

- Spanners - 8, 9, 10, 11, 12, 13, 14, 15, 17, 18 & 19mm
- Screwdrivers - 5.5x100, 6.5x100, #1x100, #2x100
- Hex Keys - 1.5, 2, 2.5, 3, 3.5, 4, 4.5, 5 & 6mm
- Hex Keys - 1/16, 5/64, 3/32, 1/8, 9/64, 5/32, 3/16 & 1/4"
- Pliers - High Leverage Combination 175mm
- Cutters - High Leverage Diagonal 150mm



SP50028

**EVA FOAM TOOL KIT
METRIC ONLY
100 PIECE**

BEST SUITS THE 7 DRAWER CUSTOM
SERIES STANDARD DEPTH TOOL BOX
(SP40101)

FEATURES

- Keep your tool kit organised for rapid tool location and instant use
- All sockets, socket accessories and ring open end spanners come in hi-density foam tool storage system (EVA), cut to shadow your tools.
- Offers extra protection for your SP Tools.
- Easy identification of missing tools

CONTENTS

- 1/4"DR SOCKETS & ACCESSORIES**
- 12pt - 4, 5, 6, 7, 8, 9, 10, 11, 12 & 13mm
 - 45T Ratchet & Flex Handle
 - Wobble Extension Bars - 50 & 150mm

- 3/8"DR SOCKETS & ACCESSORIES**
- 12pt - 8, 10, 11, 12, 13, 14, 15, 16, 17, 18 & 19mm
 - 45T Ratchet & Flex Handle
 - Wobble Extension Bars - 75 & 150mm
 - Adaptors - 3/8Fx1/4M, 3/8Fx1/2M
 - Spark Plug Sockets - 16 & 21mm

- 1/2"DR SOCKETS & ACCESSORIES**
- 12pt - 10, 11, 12, 13, 14, 15, 16, 17, 18, 19, 20, 21, 22, 23, 24, 26, 27, 30 & 32mm
 - 45T Ratchet & Flex Handle
 - Wobble Extension Bars - 125 & 250mm
 - Adaptor - 1/2Fx3/8M

SPANNERS

- Combination - 8, 9, 10, 11, 12, 13, 14, 15, 16, 17, 18 & 19mm
- Gear Drive - 8, 9, 10, 11, 12, 13, 14, 15, 16, 17, 18 & 19mm

TOOLS

- Screwdrivers - 3.0x75, 5.5x100 & 6.0x150mm, #0x75, #1x75 & #2x150
- Magnetic Hex Keys - 1.5, 2, 2.5, 3, 4, 5, 6, 8 & 10mm
- Pliers - Combination
- Cutters - Diagonal
- Adjustable Wrench 250mm
- Hammer - Ball Pein 16oz



EVA FOAM TRAY INCLUDED



EVA FOAM TRAY INCLUDED



*IMAGES ARE FOR ILLUSTRATION PURPOSES ONLY, CONTENTS MAY VARY

SP50029

**EVA FOAM TOOL KIT
METRIC ONLY
137 PIECE**

BEST SUITS THE 7 DRAWER CUSTOM
SERIES STANDARD DEPTH TOOL BOX
(SP40101)

FEATURES

- Keep your tool kit organised for rapid tool location and instant use
- All sockets, socket accessories and ring open end spanners come in hi-density foam tool storage system (EVA), cut to shadow your tools
- Offers extra protection for your SP Tools
- Easy identification of missing tools

CONTENTS

- 1/4"DR SOCKETS & ACCESSORIES**
- 12pt - 4, 5, 6, 7, 8, 9, 10, 11, 12 & 13mm
 - 45T Ratchet & Flex Handle
 - Wobble Extension Bars - 50 & 150mm
 - Torx - T10, T15, T20 & T25
 - Inhex Bits - 3, 4, 5 & 6mm

- 3/8"DR SOCKETS & ACCESSORIES**
- 12pt - 8, 10, 11, 12, 13, 14, 15, 16, 17, 18 & 19mm
 - 45T Ratchet & Flex Handle
 - Wobble Extension Bars - 75 & 150mm
 - Adaptors - 3/8Fx1/4M, 3/8Fx1/2M
 - Spark Plug Sockets - 16 & 21mm"
 - Torx - T27, T30, T40, T45, T50, T55
 - 1/4M Adaptor
 - Inhex Bits - 6, 7, 8, 9 & 10mm


- 1/2"DR SOCKETS & ACCESSORIES**
- 12pt - 10, 11, 12, 13, 14, 15, 16, 17, 18, 19, 20, 21, 22, 23, 24, 26, 27, 30 & 32mm
 - 45T Ratchet & Flex Handle
 - Wobble Extension Bars - 125 & 250mm
 - Adaptor - 1/2Fx3/8M

SPANNERS

- Combination - 8, 9, 10, 11, 12, 13, 14, 15, 16, 17, 18 & 19mm
- Gear Drive - 8, 9, 10, 11, 12, 13, 14, 15, 16, 17, 18 & 19mm

TOOLS

- Screwdrivers - 3.0x75, 5.5x100, 6.5x38, 6.5x100, 6.0x150mm & 8.0x150mm
- Screwdrivers - #0x75, #1x75, #2x38, #2x100, #2x150 & #3x150mm
- Hex Keys - 1.5, 2, 2.5, 3, 4, 5, 6, 8 & 10mm
- Torx Keys - T10, T15, T20, T25, T27, T30, T40, T45 & T50
- Pliers - Combination, Long Nose & Curved Jaw Locking
- Cutters - Diagonal
- Adjustable Wrench - 250mm
- Hammer - Ball Pein 16oz



EVA FOAM TRAY INCLUDED



EVA FOAM TRAY INCLUDED



*IMAGES ARE FOR ILLUSTRATION PURPOSES ONLY, CONTENTS MAY VARY

EVA FOAM TRAY TOOL KITS - METRIC & SAE

SP50027

EVA FOAM TOOL KIT METRIC & SAE 133 PIECE

BEST SUITS THE 7 DRAWER CUSTOM SERIES STANDARD DEPTH TOOL BOX (SP40101)

FEATURES

- Keep your tool kit organised for rapid tool location and instant use
- All sockets, socket accessories and ring open end spanners come in hi-density foam tool storage system (EVA), cut to shadow your tools
- Offers extra protection for your SP Tools
- Easy identification of missing tools



EVA FOAM TRAY INCLUDED



EVA FOAM TRAY INCLUDED



CONTENTS

1/4"DR SOCKETS & ACCESSORIES

- 12pt - 4, 5, 6, 7, 8, 9, 10, 11, 12 & 13mm
- 12pt - 3/16, 7/32, 1/4, 9/32, 5/16, 11/32, 3/8, 7/16 & 1/2"
- 45T Ratchet & Flex Handle
- Wobble Extension Bars - 50 & 150mm

3/8"DR SOCKETS & ACCESSORIES

- 12pt - 8, 10, 11, 12, 13, 14, 15, 16, 17, 18 & 19mm
- 12pt - 5/16, 3/8, 7/16, 1/2, 9/16, 5/8, 11/16 & 3/4"
- Spark Plug Sockets - 5/8 & 13/16"
- 45T Ratchet & Flex Handle
- Wobble Extension Bars - 75 & 150mm
- Adaptors - 3/8Fx1/4M & 3/8Fx1/2M

1/2"DR SOCKETS & ACCESSORIES

- 12pt - 10, 11, 12, 13, 14, 15, 16, 17, 18, 19, 20, 21, 22, 23, 24, 26, 27, 30 & 32mm
- 12pt - 3/8, 7/16, 1/2, 9/16, 5/8, 11/16, 3/4, 13/16, 7/8, 15/16, 1, 1-1/16 & 1-1/8"
- 45T Ratchet & Flex Handle
- Wobble Extension Bars - 125 & 250mm
- Adaptor - 1/2Fx3/8M

SPANNERS

- Combination - 8, 10, 11, 12, 13, 14, 16, 17, 18 & 19mm
- Combination - 5/16, 3/8, 7/16, 1/2, 9/16, 5/8, 11/16 & 3/4"

TOOLS

- Screwdrivers - 3.0x75, 5.5x100 & 6.0x150 + #0x75, #1x80 & #2x150
- Hex Keys - 1.5, 2, 2.5, 3, 4, 5, 6, 8 & 10mm
- Hex Keys - 1/16, 5/64, 3/32, 1/8, 5/32, 3/16, 1/4, 5/16 & 3/8"
- Pliers - Combination
- Cutters - Diagonal
- Adjustable Wrench
- Hammer - Ball Pein

*IMAGES ARE FOR ILLUSTRATION PURPOSES ONLY, CONTENTS MAY VARY

EVA FOAM TRAYS INCLUDING TOOLS

SP50007

TECH SERIES EVA FOAM TRAY SOCKETS & ACCESSORIES METRIC ONLY 106 PIECE

1/4"DR SOCKETS & ACCESSORIES

- 6pt - 4, 5, 6, 7, 8, 9, 10, 11, 12, 13 & 14mm
- 6pt Deep - 4, 5, 6, 7, 8, 9, 10, 11, 12, 13 & 14mm
- Hex Bit Sockets - 3, 4, 5, & 6
- Torque Bit Sockets - 10, 15, 20 & 25
- Phillips Bits - #2 & #3
- Slotted Bits - 4 & 6
- 60T Ratchet, Flex Handle, Spinner Handle & Universal Joint
- Extension Bars - 50, 100 & 150mm
- Adaptor - 1/4Fx3/8M

3/8"DR SOCKETS & ACCESSORIES

- 12pt - 8, 9, 10, 11, 12, 13, 14, 15, 16, 17, 18, 19, 20, 21, 22, 23 & 24mm
- 12pt Deep - 8, 9, 10, 11, 12, 13, 14, 15, 16, 17, 18, 19, 20, 21, 22, 23 & 24mm
- Spark Plug Sockets - 16 & 21mm
- Magnetic Spark Plug Socket - 14mm
- E Torx - E6, E7, E8, E10, E11, E12, E14, E16 & E18
- Hex Bits - 6, 7, 8, 9 & 10
- Torque Bits - 27, 30, 40, 45 & 50
- 60T Ratchet, Flex Handle & Universal Joint
- Extension Bars - 75, 150 & 250mm
- Adaptors - 3/8Fx1/4M & 3/8Fx1/2M



440mm

580mm

*IMAGES ARE FOR ILLUSTRATION PURPOSES ONLY, CONTENTS MAY VARY

SP50009

TECH SERIES EVA FOAM TRAY SOCKETS & ACCESSORIES METRIC ONLY 106 PIECE

1/4"DR SOCKETS & ACCESSORIES

- 6pt - 4, 5, 6, 7, 8, 9, 10, 11, 12, 13 & 14mm
- 6pt Deep - 4, 5, 6, 7, 8, 9, 10, 11, 12, 13 & 14mm
- Hex Bit Sockets - 3, 4, 5, & 6
- Torque Bit Sockets - 10, 15, 20 & 25
- Phillips Bits - #2 & #3
- Slotted Bits - 4 & 6
- 60T Ratchet, Flex Handle, Spinner Handle & Universal Joint
- Extension Bars - 50, 100 & 150mm
- Adaptor - 1/4Fx3/8M

3/8"DR SOCKETS & ACCESSORIES

- 12pt - 8, 9, 10, 11, 12, 13, 14, 15, 16, 17, 18, 19, 20, 21, 22, 23 & 24mm
- 12pt Deep - 8, 9, 10, 11, 12, 13, 14, 15, 16, 17, 18, 19, 20, 21, 22, 23 & 24mm
- Spark Plug Sockets - 16 & 21mm
- Magnetic Spark Plug Socket - 14mm
- E Torx - E6, E7, E8, E10, E11, E12, E14, E16 & E18
- Hex Bits - 6, 7, 8, 9 & 10
- Torque Bits - 27, 30, 40, 45 & 50
- 60T Ratchet, Flex Handle & Universal Joint
- Extension Bars - 75, 150 & 250mm
- Adaptors - 3/8Fx1/4M & 3/8Fx1/2M

EVA FOAM TRAYS INCLUDING TOOLS



400mm

560mm

SP50011

TECH SERIES EVA FOAM TRAY SOCKETS & ACCESSORIES METRIC ONLY 15 PIECE

1/2"DR SOCKETS & ACCESSORIES

- 19, 20, 21, 22, 23, 24, 27, 30, 32 & 36mm
- 60T Ratchet, Flex Handle & Universal Joint
- Extension Bars - 75 & 125mm



170mm

400mm

SP50014

TECH SERIES EVA FOAM TRAY IMPACT SOCKETS & ACCESSORIES METRIC ONLY 14 PIECE

1/2"DR IMPACT SOCKETS & ACCESSORIES

- 10, 12, 13, 14 & 18mm
- Impact Deep Wheel Nut - 14, 17, 19, 21, 22 & 24
- Impact Extension Bars - 75 & 125mm
- Impact Universal



170mm

400mm


*IMAGES ARE FOR ILLUSTRATION PURPOSES ONLY, CONTENTS MAY VARY

EVA FOAM TRAYS INCLUDING TOOLS

SP50019

**TECH SERIES EVA FOAM TRAY
SPANNERS
METRIC ONLY
29 PIECE**


- COMBINATION SPANNERS**
• 6, 7, 8, 9, 10, 11, 12, 13, 14, 15, 16, 17, 18, 19, 20, 21, 22, 23, & 24mm
- FLARE NUT SPANNERS**
• 10x11mm, 12x13mm, 14x17mm & 19x22mm
- E-STAR SPANNERS**
• E6xE8, E10xE12, E14xE16 & E18xE20
- DOUBLE BOX SPANNERS**
• 8x10mm & 9x11mm



SP50006M

**PREMIUM SERIES EVA FOAM TRAY
SOCKETS & ACCESSORIES
METRIC & SAE
105 PIECE**

- 1/4"DR SOCKETS & ACCESSORIES**
• 12pt - 4, 5, 6, 7, 8, 9, 10, 11, 12, 13 & 14mm
• 12pt - 3/16, 7/32, 1/4, 9/32, 5/16, 11/32, 3/8, 7/16, 1/2 & 9/16"
• 72T Ratchet, Flex Handle & Universal Joint
• Wobble Extension Bars - 50 & 150mm
- 3/8"DR SOCKETS & ACCESSORIES**
• 12pt - 6, 7, 8, 9, 10, 11, 12, 13, 14, 15, 16, 17, 18, 19, 20, 21 & 22mm
• 12pt - 1/4, 5/16, 3/8, 7/16, 1/2, 9/16, 5/8, 11/16, 3/4, 13/16 & 7/8"
• Spark Plug Sockets - 5/8 & 13/16"
• 45T Ratchet, Flex Handle & Universal Joint
• Wobble Extension Bars - 75 & 150mm
• Adaptors - 3/8Fx1/4M & 3/8Fx1/2M
- 1/2"DR SOCKETS & ACCESSORIES**
• 12pt - 10, 11, 12, 13, 14, 15, 16, 17, 18, 19, 20, 21, 22, 23, 24, 26, 27, 30 & 32mm
• 12pt - 3/8, 7/16, 1/2, 9/16, 5/8, 11/16, 3/4, 13/16, 7/8, 15/16, 1, 1-1/16, 1-1/8, 1-3/16 & 1-1/4"
• Spark Plug Sockets - 5/8 & 13/16"
• 45T Ratchet, Flex Handle & Universal Joint
• Wobble Extension Bars - 75 & 125mm
• Adaptor - 1/2Fx3/8M



SP50017M

**PREMIUM SERIES EVA FOAM TRAY
SPANNERS
METRIC & SAE
25 PIECE**

- COMBINATION QUAD DRIVE**
• 6, 7, 8, 9, 10, 11, 12, 13, 14, 15, 16, 17, 18 & 19mm
• 1/4, 5/16, 3/8, 7/16, 1/2, 9/16, 5/8, 11/16, 3/4, 13/16 & 7/8"



*IMAGES ARE FOR ILLUSTRATION PURPOSES ONLY, CONTENTS MAY VARY

EVA FOAM TRAYS INCLUDING TOOLS

SP50001

**EVA FOAM TRAY
SOCKETS & ACCESSORIES
METRIC ONLY
70 PIECE**

- 1/4"DR SOCKETS & ACCESSORIES**
• 12pt - 4, 5, 6, 7, 8, 9, 10, 11, 12 & 13mm
• 45T Ratchet, Flex Handle & Universal Joint
• Extension Bars - 50, 100 & 150mm
- 3/8"DR SOCKETS & ACCESSORIES**
• 12pt - 6, 7, 8, 9, 10, 11, 12, 13, 14, 15, 16, 17, 18, 19, 20, 21 & 22mm
• 45T Ratchet, Flex Handle & Universal Joint
• Extension Bars - 75, 150 & 250mm
• Adaptors - 3/8Fx1/4M, 3/8Fx1/2M
• Spark Plug Sockets - 16 & 21mm
- 1/2"DR SOCKETS & ACCESSORIES**
• 12pt - 10, 11, 12, 13, 14, 15, 16, 17, 18, 19, 20, 21, 22, 23, 24, 25, 26, 27, 30 & 32mm
• 45T Ratchet, Flex Handle & Universal Joint
• Extension Bars - 75, 125 & 250mm
• Adaptor - 1/2Fx3/8M



SP50010

**EVA FOAM TRAY
SOCKETS & ACCESSORIES
METRIC ONLY
88 PIECE**

- 1/4"DR SOCKETS & ACCESSORIES**
• 6pt - 4, 5, 6, 7, 8, 9, 10, 11, 12 & 13mm
• 6pt Deep - 4, 5, 6, 7, 8, 9, 10, 11, 12 & 13mm
• 45T Ratchet, Flex Handle & Universal Joint
• Extension Bars - 50 & 150mm
- 3/8"DR SOCKETS & ACCESSORIES**
• 12pt - 6, 7, 8, 9, 10, 11, 12, 13, 14, 15, 16, 17, 18, 19, 20, 21 & 22mm
• 12pt Deep - 10, 11, 12, 13, 14, 15, 16, 17, 18 & 19mm
• 45T Ratchet, Flex Handle & Universal Joint
• Extension Bars - 75 & 150mm
• Adaptors - 3/8Fx1/4M & 3/8Fx1/2M
• Spark Plug Sockets - 16 & 21mm
- 1/2"DR SOCKETS & ACCESSORIES**
• 12pt - 10, 11, 12, 13, 14, 15, 16, 17, 18, 19, 20, 21, 22, 23, 24, 26, 27, 30 & 32mm
• 45T Ratchet, Flex Handle & Universal Joint
• Extension Bars - 75 & 125mm
• Adaptor - 1/2Fx3/8M
• Spark Plug Sockets - 16 & 21mm



*IMAGES ARE FOR ILLUSTRATION PURPOSES ONLY, CONTENTS MAY VARY

EVA FOAM TRAYS INCLUDING TOOLS

SP50022

**EVA FOAM TRAY
SPANNERS
METRIC ONLY
23 PIECE**

- COMBINATION SPANNERS**
• 6, 7, 8, 9, 10, 11, 12, 13, 14, 15, 16, 17, 18, 19, 20, 21, 22, 23, & 24mm
- FLARE NUT SPANNERS**
• 10x11mm, 12x13mm, 14x17mm & 19x22mm



SP50013

**EVA FOAM TRAY
SPANNERS
METRIC ONLY
26 PIECE**


- COMBINATION SPANNERS**
• 6, 7, 8x2, 9, 10x2, 11, 12x2, 13x2, 14x2, 15, 16, 17, 18, 19, 20, 21, 22, 23, 24, 25 & 26mm



SP50003

**EVA FOAM TRAY
SOCKETS & ACCESSORIES
METRIC & SAE
81 PIECE**

- 1/4" DR SOCKETS & ACCESSORIES**
• 12pt - 4, 5, 6, 7, 8, 9, 10, 11, 12 & 13mm
• 12pt - 3/16, 7/32, 1/4, 9/32, 5/16, 11/32, 3/8, 7/16 & 1/2"
• 45T Ratchet & Flex Handle
• Wobble Extension Bars - 50 & 150mm
- 3/8" DR SOCKETS & ACCESSORIES**
• 12pt - 8, 9, 10, 11, 12, 13, 14, 15, 16, 17, 18 & 19mm
• 12pt - 5/16, 3/8, 7/16, 1/2, 9/16, 5/8, 11/16 & 3/4"
• 45T Ratchet & Flex Handle
• Wobble Extension Bars - 75 & 150mm
- 1/2" DR SOCKETS & ACCESSORIES**
• 12pt - 10, 11, 12, 13, 14, 15, 16, 17, 18, 19, 20, 21, 22, 23, 24, 25 & 26mm
• 12pt - 3/8, 7/16, 1/2, 9/16, 5/8, 11/16, 3/4, 13/16, 7/8, 15/16, 1"
• 45T Ratchet & Flex Handle
• Wobble Extension Bars - 125 & 250mm
• Spark Plug Sockets - 5/8 & 13/16"





*IMAGES ARE FOR ILLUSTRATION PURPOSES ONLY, CONTENTS MAY VARY

EVA FOAM TRAYS INCLUDING TOOLS

SP50004

**EVA FOAM TRAY
SOCKETS & ACCESSORIES
METRIC & SAE
84 PIECE**

- 1/4" DR SOCKETS & ACCESSORIES**
• 12pt - 4, 5, 6, 7, 8, 9, 10, 11, 12, 13 & 14mm
• 12pt - 3/16, 7/32, 1/4, 9/32, 5/16, 11/32, 3/8, 7/16 & 1/2"
• 45T Ratchet & Flex Handle
• Wobble Extension Bars - 50 & 150mm
- 3/8" DR SOCKETS & ACCESSORIES**
• 12pt - 8, 10, 11, 12, 13, 14, 15, 16, 17, 18 & 19mm
• 12pt - 5/16, 3/8, 7/16, 1/2, 9/16, 5/8, 11/16 & 3/4"
• Spark Plug Sockets - 5/8 & 13/16"
• 45T Ratchet & Flex Handle
• Wobble Extension Bars - 75 & 150mm
• Adaptors - 3/8Fx1/4M & 3/8Fx1/2M
- 1/2" DR SOCKETS & ACCESSORIES**
• 12pt - 10, 11, 12, 13, 14, 15, 16, 17, 18, 19, 20, 21, 22, 23, 24, 25 & 26mm
• 12pt - 3/8, 7/16, 1/2, 9/16, 5/8, 11/16, 3/4, 13/16, 7/8, 15/16 & 1"
• 45T Ratchet & Flex Handle
• Wobble Extension Bars - 125 & 250mm
• Adaptor - 1/2Fx3/8M



SP50005

**EVA FOAM TRAY
SOCKETS & ACCESSORIES
METRIC & SAE
103 PIECE**

- 1/4" DR SOCKETS & ACCESSORIES**
• 12pt - 4, 5, 6, 7, 8, 9, 10, 11, 12 & 13mm
• 12pt - 3/16, 7/32, 1/4, 9/32, 5/16, 11/32, 3/8, 7/16 & 1/2"
• 45T Ratchet, Flex Handle & Universal Joint
• Extension Bars - 50 & 150mm
- 3/8" DR SOCKETS & ACCESSORIES**
• 12pt - 6, 7, 8, 9, 10, 11, 12, 13, 14, 15, 16, 17, 18, 19, 20, 21 & 22mm
• 12pt - 1/4, 5/16, 3/8, 7/16, 1/2, 9/16, 5/8, 11/16, 3/4, 13/16 & 7/8"
• Spark Plug Sockets - 5/8 & 13/16"
• 45T Ratchet, Flex Handle & Universal Joint
• Extension Bars - 75 & 150mm
• Adaptors - 3/8Fx1/4M & 3/8Fx1/2M
- 1/2" DR SOCKETS & ACCESSORIES**
• 12pt - 10, 11, 12, 13, 14, 15, 16, 17, 18, 19, 20, 21, 22, 23, 24, 26, 27, 30 & 32mm
• 12pt - 3/8, 7/16, 1/2, 9/16, 5/8, 11/16, 3/4, 13/16, 7/8, 15/16, 1, 1-1/16, 1-1/8, 1-3/16 & 1-1/4"
• 45T Ratchet, Flex Handle & Universal Joint
• Extension Bars - 75 & 125mm
• Spark Plug Sockets - 5/8 & 13/16"
• Adaptor - 1/2Fx3/8M



*IMAGES ARE FOR ILLUSTRATION PURPOSES ONLY, CONTENTS MAY VARY

EVA FOAM TRAYS INCLUDING TOOLS

SP50008

**EVA FOAM TRAY
SOCKETS & ACCESSORIES
METRIC & SAE
122 PIECE**

- 1/4" DR 12PT SOCKETS & ACCESSORIES**
- 4, 5, 6, 7, 8, 9, 10, 11, 12 & 13mm
 - 3/16, 7/32, 1/4, 9/32, 5/16, 11/32, 3/8, 7/16 & 1/2"
 - 45T Ratchet, Flex Handle & Universal Joint
 - Extension Bars - 50 & 150mm
- 3/8" DR 12PT SOCKETS & ACCESSORIES**
- 6, 7, 8, 9, 10, 11, 12, 13, 14, 15, 16, 17, 18, 19, 20, 21 & 22mm
 - Deep - 10, 11, 12, 13, 14, 15, 16, 17, 18 & 19mm
 - Deep - 1/4, 5/16, 3/8, 7/16, 1/2, 9/16, 5/8, 11/16, 3/4, 13/16 & 7/8"
 - Deep - 5/16, 3/8, 7/16, 1/2, 9/16, 5/8, 11/16 & 3/4"
 - Spark Plug Sockets - 5/8 & 13/16"
 - 45T Ratchet, Flex Handle & Universal Joint
 - Extension Bars - 75 & 150mm
 - Adaptors - 3/8Fx1/4M & 3/8Fx1/2M
- 1/2" DR 12PT SOCKETS & ACCESSORIES**
- 10, 11, 12, 13, 14, 15, 16, 17, 18, 19, 20, 21, 22, 23, 24, 26, 27, 30 & 32mm
 - 3/8, 7/16, 1/2, 9/16, 5/8, 11/16, 3/4, 13/16, 7/8, 15/16, 1, 1-1/16, 1-1/8, 1-3/16 & 1-1/4"
 - Spark Plug Sockets - 5/8 & 13/16"
 - 45T Ratchet, Flex Handle & Universal Joint
 - Extension Bars - 75, 125 & 150mm
 - Adaptor - 1/2Fx3/8M



435mm

725mm



420mm

555mm



400mm

550mm

*IMAGES ARE FOR ILLUSTRATION PURPOSES ONLY, CONTENTS MAY VARY

SP50016

**EVA FOAM TRAY
SPANNERS
METRIC & SAE
15 PIECE**

- COMBINATION SPANNERS**
- 20, 21, 22, 23, 24, 25, 26, 27, 30 & 32mm
 - 15/16, 1, 1-1/16, 1-1/8 & 1-1/4"

SP50015

**EVA FOAM TRAY
SPANNERS
METRIC & SAE
25 PIECE**

- COMBINATION SPANNERS**
- 6, 7, 8, 9, 10, 11, 12, 13, 14, 15, 16, 17, 18 & 19mm
 - 1/4, 5/16, 3/8, 7/16, 1/2, 9/16, 5/8, 11/16, 3/4, 13/16 & 7/8"

EVA FOAM TRAYS INCLUDING TOOLS

SP50018

**EVA FOAM TRAY
SPANNERS
METRIC & SAE
34 PIECE**

- COMBINATION ROE SPANNERS**
- 6, 7, 8, 9, 10, 11, 12, 13, 14, 15, 16, 17, 18, 19, 20, 21, 22, 23, 24, 25 & 26mm
 - 1/4, 5/16, 3/8, 7/16, 1/2, 9/16, 5/8, 11/16, 3/4, 13/16, 7/8, 15/16 & 1"



400mm

720mm

SP50020

**EVA FOAM TRAY
SPANNERS
METRIC & SAE
26 PIECE**

- FLARE NUT SPANNERS**
- 10x11, 12x13, 14x17 & 19x22
 - 3/8x7/16, 1/2x9/16, 5/8x11/16 & 3/4x7/8"
- GEAR DRIVE SPANNERS**
- 10, 11, 12, 13, 14, 15, 16, 17, 18 & 19mm
 - 5/16, 3/8, 7/16, 1/2, 9/16, 5/8, 11/16 & 3/4"



370mm

560mm

EVA FOAM TRAYS - TOOLS NOT INCLUDED




EVA HI-DENSITY FOAM STORAGE INSERTS - CUT TO SHADOW YOUR TOOLS.

- Offers extra protection for your SP Tools
- Keeps your tool kit organised for rapid tool location and instant use
- Easy identification of missing tools

SP50903

**EVA FOAM TRAY
SUITS METRIC & SAE SOCKETS & ACCESSORIES
(81 PIECE)**

* NOTE: THIS EVA FOAM TRAY DOES NOT INCLUDE TOOLS




435mm

560mm

SP50904

**EVA FOAM TRAY
SUITS METRIC & SAE SOCKETS & ACCESSORIES
(84 PIECE)**

* NOTE: THIS EVA FOAM TRAY DOES NOT INCLUDE TOOLS




400mm

565mm


*IMAGES ARE FOR ILLUSTRATION PURPOSES ONLY, CONTENTS MAY VARY

EVA FOAM TRAYS - TOOLS NOT INCLUDED



SP50905 ← 660mm → ↑ 440mm ↓

EVA FOAM TRAY
SUITS METRIC & SAE SOCKETS & ACCESSORIES
[103 PIECE]
 * NOTE: THIS EVA FOAM TRAY DOES NOT INCLUDE TOOLS




SP50908 ← 725mm → ↑ 435mm ↓

EVA FOAM TRAY
SUITS METRIC & SAE SOCKETS & ACCESSORIES
[122 PIECE]
 * NOTE: THIS EVA FOAM TRAY DOES NOT INCLUDE TOOLS




SP50900 ← 560mm → ↑ 400mm ↓

EVA FOAM TRAY
SUITS METRIC & SAE SOCKETS & ACCESSORIES
[32 PIECE]
 * NOTE: THIS EVA FOAM TRAY DOES NOT INCLUDE TOOLS




SP50901 ← 590mm → ↑ 440mm ↓

EVA FOAM TRAY
SUITS METRIC ONLY SOCKETS & ACCESSORIES
[70 PIECE]
 * NOTE: THIS EVA FOAM TRAY DOES NOT INCLUDE TOOLS



SP50910 ← 660mm → ↑ 435mm ↓


EVA FOAM TRAY
SUITS METRIC & SAE SOCKETS & ACCESSORIES
[84 PIECE]
 * NOTE: THIS EVA FOAM TRAY DOES NOT INCLUDE TOOLS



SP50913 ← 550mm → ↑ 405mm ↓

EVA FOAM TRAY
SUITS METRIC ONLY SPANNERS
[26 PIECE]
 * NOTE: THIS EVA FOAM TRAY DOES NOT INCLUDE TOOLS

EVA FOAM TRAYS - TOOLS NOT INCLUDED




SP50915 ← 550mm → ↑ 400mm ↓

EVA FOAM TRAY
SUITS METRIC & SAE SPANNERS
[25 PIECE]
 * NOTE: THIS EVA FOAM TRAY DOES NOT INCLUDE TOOLS




SP50916 ← 555mm → ↑ 420mm ↓

EVA FOAM TRAY
SUITS METRIC & SAE SOCKETS & ACCESSORIES
[15 PIECE]
 * NOTE: THIS EVA FOAM TRAY DOES NOT INCLUDE TOOLS



SP50918 ← 720mm → ↑ 400mm ↓

OFF ROAD SERIES EVA FOAM TRAY
SUITS METRIC & SAE SPANNERS
[34 PIECE]
 * NOTE: THIS EVA FOAM TRAY DOES NOT INCLUDE TOOLS




SP50920 ← 560mm → ↑ 370mm ↓

EVA FOAM TRAY
SUITS METRIC & SAE SPANNERS
[26 PIECE]
 * NOTE: THIS EVA FOAM TRAY DOES NOT INCLUDE TOOLS

03 SOCKETS & ACCESSORIES

ALL SP TOOLS SOCKETS AND ACCESSORIES ARE MANUFACTURED FROM HIGH GRADE CHROME VANADIUM STEEL AND EXCEED INTERNATIONAL DIN AND ANSI STANDARDS. DESIGNED TO WITHSTAND THE RIGOURS OF INDUSTRIAL AND TRADE USE.



FLAT DRIVE TECHNOLOGY

FLAT DRIVE TECHNOLOGY MAXIMISES CONTACT ON THE FLAT SIDES OF THE BOLT OR NUT, NOT THE POINTS.



SUCCESS IS BUILT WITH
SP TOOLS
SPTOOLS.COM

SP RATCHETS

- Specially strengthened ratchet gear teeth to sustain maximum applied torque
- Reversible ratchet head
- Quick socket release mechanism
- Manufactured from high grade Chrome Vanadium Steel (Cr-V) for high durability
- Tough triple chrome finish - Ideal for easy clean up
- Meets & exceeds international ANSI & DIN standard



SUB-CATEGORIES:

MULTI DRIVE SOCKET SETS	144
1/4"DR SOCKET SETS	146
3/8"DR SOCKET SETS	149
1/2"DR SOCKET SETS	152
3/4"DR SOCKET SETS	154
MOBILE SOCKET SETS	155
SOCKET RAIL SETS	156
SOCKET RAIL SETS - NO SOCKETS	161
1/4"DR INDIVIDUAL SOCKETS & ACCESSORIES	162
3/8"DR INDIVIDUAL SOCKETS & ACCESSORIES	166
1/2"DR INDIVIDUAL SOCKETS & ACCESSORIES	172
3/4"DR INDIVIDUAL SOCKETS & ACCESSORIES	178

MULTI DRIVE SOCKET SETS



SP20280
1/4", 3/8" & 1/2" DR SOCKET SET METRIC/SAE 59 PIECE

CONTENTS

1/4" DR SOCKETS & ACCESSORIES

- 4, 5, 6, 7, 8, 9, 10, 11 & 12mm
- 1/4, 9/32, 5/16, 11/32, 3/8, 7/16 & 1/2"
- 45T Ratchet
- Wobble Extension Bar - 50mm

3/8" DR SOCKETS & ACCESSORIES

- 13, 14, 15, 16, 17, 18 & 19mm
- 9/16, 5/8, 11/16 & 3/4"
- Spark Plug Sockets - 5/8 & 13/16"
- Inhex - 6, 7, 8, 9 & 10mm, 3/16, 7/32, 1/4, 5/16 & 3/8"
- 45T Ratchet
- Wobble Extension Bar - 75mm

1/2" DR SOCKETS & ACCESSORIES

- 21, 22, 24, 27, 30 & 32mm
- 13/16, 7/8, 15/16, 1, 1-1/16, 1-1/8 & 1-1/4"
- 45T Ratchet
- Flex Handle - 250mm
- Wobble Extension Bar - 75mm



- Multi-drive sockets and accessories
- Quick release system for easy socket changes
- Cushioned grip handles for operator comfort
- Specially strengthened ratchet gear teeth to sustain maximum applied torque
- Flat drive technology offers maximum contact and grip

- Tough triple chrome, high polish finishes provide for an easy clean-up
- Twin knurling on sockets allows for improved grip, especially useful in oily/greasy conditions
- Chrome Vanadium Steel (Cr-V) for high durability
- Meets & exceeds international ANSI & DIN standard



SP20988
1/4", 3/8" & 1/2" DR WOBBLE EXTENSION BAR SET 9 PIECE

CONTENTS

1/4" DR WOBBLE EXTENSION BARS

- 50, 100 & 250mm

3/8" DR WOBBLE EXTENSION BARS

- 50, 100 & 250mm

1/2" DR WOBBLE EXTENSION BARS

- 50, 100 & 250mm

- Extensions are extremely useful for reaching and accessing hard to reach nuts and bolts in engine bays
- Wobble end allows for angled reach to awkward nuts and bolts
- Knurling on bars allows for improved grip, especially useful in oily/greasy conditions
- Chrome Vanadium Steel (Cr-V) for high durability
- Meets & exceeds international ANSI & DIN standard
- Tough triple chrome finish



T820199
1/4" & 3/8" DR 12PT 888 SERIES SOCKET SET METRIC/SAE 55 PIECE

CONTENTS

1/4" DR 12PT SOCKETS & ACCESSORIES

- 6, 7, 8, 9, 10, 11 & 12mm
- 7/32, 1/4, 9/32, 5/16, 11/32, 3/8, 7/16 & 1/2"
- 45T Ratchet
- Extension Bar - 125mm
- Spinner handle
- Coupler
- Bit sets - 18pc

3/8" DR 12PT SOCKETS & ACCESSORIES

- 8, 10, 11, 12, 13, 14, 15, 16, 17, 18 & 19mm
- 3/8, 7/16, 1/2, 9/16, 5/8, 11/16 & 3/4"
- Adaptor - 3/8F x 1/4M



- Multi-drive sockets and accessories
- Quick release system for easy socket changes
- Cushioned grip handles for operator comfort
- Specially strengthened ratchet gear teeth to sustain maximum applied torque



- Flat drive technology offers maximum contact and grip
- Tough triple chrome, high polish finishes provide for an easy clean-up
- Chrome Vanadium Steel (Cr-V) for high durability
- Tools housed in a heavy duty steel case
- Meets & exceeds international ANSI & DIN standard



SP20800
T-HANDLE SOCKET SET 9 PIECE

CONTENTS

T-HANDLE SOCKETS

- 8, 9, 10, 11, 12, 13, 14, 17 & 19mm



- T-handle with Ball end - Ideal for hard to reach sockets
- Chrome Vanadium Steel (Cr-V) for high durability
- Meets & exceeds international ANSI & DIN standard
- Tough triple chrome finish

ALSO AVAILABLE INDIVIDUALLY

SIZE	LENGTH	MODEL
8mm	130(W) x 300(L) mm	SP20808
9mm	130(W) x 300(L) mm	SP20809
10mm	130(W) x 300(L) mm	SP20810
11mm	130(W) x 300(L) mm	SP20811
12mm	200(W) x 300(L) mm	SP20812
13mm	200(W) x 300(L) mm	SP20813
14mm	200(W) x 300(L) mm	SP20814
17mm	200(W) x 300(L) mm	SP20817
19mm	200(W) x 300(L) mm	SP20819

> 1/4" DR SOCKET SETS



SP20101

1/4" DR SOCKET SET METRIC/SAE 43 PIECE

CONTENTS

- 1/4" DR SOCKETS & ACCESSORIES
- 12pt - 4, 5, 6, 7, 8, 9, 10, 11, 12 & 13mm
 - 12pt - 3/16, 7/32, 1/4, 9/32, 5/16, 11/32, 3/8, 7/16 & 1/2
 - Deep 6pt - 4, 5, 6, 7, 8, 9, 10, 11, 12 & 13mm
 - Deep 6pt - 3/16, 7/32, 1/4, 9/32, 5/16, 11/32, 3/8, 7/16 & 1/2
 - 72T Ratchet
 - Flex Handle - 145mm
 - Extension Bars - 50 & 150mm
 - Universal Joint

6 Point

12 Point

- Contains standard and deep sockets
- Quick release system for easy socket changes
- Cushioned grip handles for operator comfort
- Specially strengthened ratchet gear teeth to sustain maximum applied torque
- Flat drive technology offers maximum contact and grip
- Tough triple chrome, high polish finishes provide for an easy clean-up
- Twin knurling on sockets allows for improved grip, especially useful in oily/greasy conditions
- Chrome Vanadium Steel (Cr-V) for high durability
- Tools housed in a heavy duty steel case
- Meets & exceeds international ANSI & DIN standard

SP20121

1/4" DR SOCKET SET LOW PROFILE (STUBBY) METRIC/SAE 23 PIECE

CONTENTS

- 1/4" DR SOCKETS & ACCESSORIES
- 4, 5, 6, 7, 8, 9, 10, 11, 12 & 13mm
 - 5/32, 3/16, 7/32, 1/4, 9/32, 5/16, 11/32, 3/8, 7/16, 1/2 & 9/16"
 - Low Profile Ratchet

LOW PROFILE DESIGN

FITS IN PLACES WHERE MOST RATCHETS CAN'T.



6 Point



- Low profile design - Able to reach areas where other sockets and ratchets can't
- Socket quick release system for easy socket changes
- Specially strengthened ratchet gear teeth to sustain maximum applied torque
- Flat drive technology offers maximum contact and grip
- Chrome, high polish finishes provide for an easy clean-up
- Chrome Vanadium Steel (Cr-V) for high durability



1/4" DR SOCKET SETS METRIC/SAE 23 PIECE

CONTENTS

- 1/4" DR SOCKETS & ACCESSORIES
- 4, 5, 6, 7, 8, 9, 10, 11, 12 & 13mm
 - 3/16, 7/32, 1/4, 9/32, 5/16, 11/32, 3/8, 7/16 & 1/2"
 - 45T Ratchet
 - Flex Handle - 145mm
 - Extension Bars - 50 & 150mm

AVAILABLE IN 2 OPTIONS

- SP20100 12 POINT
- SP20102 6 POINT

6 Point

OR

12 Point

- Set available in either 6 Point or 12 Point
- Quick release system for easy socket changes
- Cushioned grip handles for operator comfort
- Specially strengthened ratchet gear teeth to sustain maximum applied torque
- Flat drive technology offers maximum contact and grip

- Tough triple chrome, high polish finishes provide for an easy clean-up
- Twin knurling on sockets allows for improved grip, especially useful in oily/greasy conditions
- Chrome Vanadium Steel (Cr-V) for high durability
- Tools housed in a heavy duty steel case
- Meets & exceeds international ANSI & DIN standard



T820101

**1/4"DR SOCKET SET
888 SERIES
METRIC/SAE
41 PIECE**



CONTENTS

- 1/4"DR SOCKETS & ACCESSORIES**
- 6pt - 4, 5, 6, 7, 8, 9, 10, 11, 12 & 13mm
 - 6pt - 7/32, 1/4, 9/32, 5/16, 3/8, 7/16 & 1/2"
 - Ratchet
 - Flex handle
 - Universal joint
 - Extension bar 150mm
 - Spinner handle
 - Coupler
 - Bits set - 18pc

- Tough triple chrome, high polish finishes provide for an easy clean-up
- Chrome Vanadium Steel (Cr-V) for high durability
- Tools housed in a heavy duty steel case
- Meets & exceeds international ANSI & DIN standard

- Quick release system for easy socket changes
- Cushioned grip handles for operator comfort
- Specially strengthened ratchet gear teeth to sustain maximum applied torque
- Flat drive technology offers maximum contact and grip



**3/8"DR
SOCKET SETS**



SP20201

**3/8"DR SOCKET SET
METRIC/SAE
51 PIECE**

CONTENTS

- 3/8"DR SOCKETS & ACCESSORIES**
- 12pt - 6, 7, 8, 9, 10, 11, 12, 13, 14, 15, 16, 17, 18, 19, 20, 21 & 22mm
 - 12pt - 1/4, 5/16, 3/8, 7/16, 1/2, 9/16, 5/8, 11/16, 3/4, 13/16 & 7/8"
 - 6pt Deep - 10, 11, 12, 13, 14, 15, 16, 17, 18 & 19mm
 - 6pt Deep - 3/8, 7/16, 1/2, 9/16, 5/8, 11/16 & 3/4"
 - Spark Plug Sockets - 5/8 & 13/16"
 - 45T Ratchet
 - 72T Rotatable Ratchet
 - Flex Handle - 200mm
 - Extension Bars - 75 & 250mm
 - Universal Joint



- 6 and 12 Point
- Contains standard and deep sockets
- Quick release system for easy socket changes
- Cushioned grip handles for operator comfort
- Specially strengthened ratchet gear teeth to sustain maximum applied torque
- Flat drive technology offers maximum contact and grip

- Tough triple chrome, high polish finishes provide for an easy clean-up
- Twin knurling on sockets allows for improved grip, especially useful in oily/greasy conditions
- Chrome Vanadium Steel (Cr-V) for high durability
- Tools housed in a heavy duty steel case
- Meets & exceeds international ANSI & DIN standard



T820114

**1/4"DR SOCKET SET
METRIC ONLY
12 PIECE**



CONTENTS

- 1/4"DR SOCKETS & ACCESSORIES**
- 4, 5, 6, 7, 8, 9, 10, 11, 12 & 13mm
 - Extension bar - 100mm
 - Ratchet - 72 Teeth

- Socket sets housed on easy clip on carry rails
- Rails constructed from heavy duty plastic
- Quick release system for easy socket changes
- Strengthened ratchet gear teeth to sustain maximum applied torque
- Flat drive technology offers maximum contact and grip
- Tough triple chrome, high polish finishes provide for an easy clean-up
- Chrome Vanadium Steel (Cr-V) for high durability



T820104

**1/4"DR SOCKET SET
METRIC & SAE
22 PIECE**



CONTENTS

- 1/4"DR SOCKETS & ACCESSORIES**
- 4, 5, 6, 7, 8, 9, 10, 11, 12 & 13mm
 - 5/32, 3/16, 7/32, 1/4, 9/32, 5/16, 11/32, 3/8, 7/16 & 1/2"
 - Extension bar - 100mm
 - Ratchet - 72 Teeth



SP20290

**3/8"DR SPARK PLUG MAGNETIC
METRIC/SAE SOCKET SET
8 PIECE**

CONTENTS

- 6 POINT - 5 PIECE**
- 13, 14, 16, 18, 19mm & 13/16"
- 12 POINT - 3 PIECE**
- 12 & 14mm



- Ideal set for spark plug service - covers most popular sizes
- Built-in strong magnetic insert ensures the spark plug stays in the socket and doesn't fall out
- Chrome Vanadium Steel (Cr-V) for high durability

- Twin knurling on sockets allows for improved grip, especially useful in oily/greasy conditions
- Tough triple chrome, high polish finishes provide for an easy clean-up
- Meets & exceeds international ANSI & DIN standard



SP20220
**3/8" DR SOCKET SET
 LOW PROFILE (STUBBY)
 METRIC/SAE
 22 PIECE**
12 Point
CONTENTS
 3/8" DR SOCKETS & ACCESSORIES
 • 8, 9, 10, 11, 12, 13, 14, 15, 16, 17, 18 & 19mm
 • 1/4, 5/16, 3/8, 7/16, 1/2, 9/16, 5/8, 11/16, 3/4"
 • Low Profile Ratchet



- Low profile design - Able to reach areas where other sockets and ratchets can't
- Socket quick release system for easy socket changes
- Specially strengthened ratchet gear teeth to sustain maximum applied torque
- Flat drive technology offers maximum contact and grip
- Chrome, high polish finishes provide for an easy clean-up
- Chrome Vanadium Steel (Cr-V) for high durability



T820201
**3/8" DR SOCKET SET
 888 SERIES
 METRIC/SAE
 50 PIECE**
12 Point
CONTENTS
 3/8" DR SOCKETS & ACCESSORIES
 • 12pt - 8, 9, 10, 11, 12, 13, 14, 15, 16, 17, 18, 19, 20, 21 & 22mm
 • 12pt - 1/4, 5/16, 3/8, 7/16, 1/2, 6/16, 5/8, 3/4, 13/16 & 7/8"
 • Spark Plug Sockets - 5/8 & 13/16"
 • Ratchet
 • Universal joint
 • Extension bar - 125mm
 • Spinner handle
 • Adapters
 • Coupler
 • Bit set - 18pc

- Quick release system for easy socket changes
- Cushioned grip handles for operator comfort
- Specially strengthened ratchet gear teeth to sustain maximum applied torque
- Flat drive technology offers maximum contact and grip
- Tough triple chrome, high polish finishes provide for an easy clean-up
- Chrome Vanadium Steel (Cr-V) for high durability
- Tools housed in a heavy duty steel case
- Meets & exceeds international ANSI & DIN standard

**3/8" DR SOCKET SETS
 METRIC/SAE
 32 PIECE**

CONTENTS
 3/8" DR SOCKETS & ACCESSORIES
 • 6, 7, 8, 9, 10, 11, 12, 13, 14, 15, 17, 19, 20, 21 & 22mm
 • 1/4, 5/16, 3/8, 7/16, 1/2, 9/16, 5/8, 11/16, 3/4, 13/16 & 7/8"
 • Spark Plug Sockets - 5/8 & 13/16"
 • 45T Ratchet
 • Flex Handle - 200mm
 • Extension Bar - 150mm
 • Universal Joint

AVAILABLE IN 2 OPTIONS

- SP20200** 12 POINT
- SP20202** 6 POINT

12 Point

OR

6 Point



- Set available in either 6 Point or 12 Point
- Quick release system for easy socket changes
- Cushioned grip handles for operator comfort
- Specially strengthened ratchet gear teeth to sustain maximum applied torque
- Flat drive technology offers maximum contact and grip

- Tough triple chrome, high polish finishes provide for an easy clean-up
- Twin knurling on sockets allows for improved grip, especially useful in oily/greasy conditions
- Chrome Vanadium Steel (Cr-V) for high durability
- Tools housed in a heavy duty steel case
- Meets & exceeds international ANSI & DIN standard



T820215
**3/8" DR SOCKET SET
 METRIC ONLY
 12 PIECE**
12 Point

CONTENTS
 3/8" DR SOCKETS & ACCESSORIES
 • 10, 11, 12, 13, 14, 15, 16, 17, 18 & 19mm
 • Extension bar - 150mm
 • Ratchet - 45 Teeth

- Socket sets housed on easy clip on carry rails
- Rails constructed from heavy duty plastic
- Quick release system for easy socket changes
- Strengthened ratchet gear teeth to sustain maximum applied torque
- Flat drive technology offers maximum contact and grip
- Tough triple chrome, high polish finishes provide for an easy clean-up
- Chrome Vanadium Steel (Cr-V) for high durability



T820205
**3/8" DR SOCKET SET
 METRIC & SAE
 22 PIECE**
12 Point

CONTENTS
 3/8" DR SOCKETS & ACCESSORIES
 • 10, 11, 12, 13, 14, 15, 17, 18, & 19mm
 • 5/16, 3/8, 7/16, 1/2, 9/16, 5/8, 11/16, 3/4, 13/16 & 7/8"
 • Extension bar - 150mm
 • Ratchet - 45 Teeth



> 1/2" DR SOCKET SETS



SP20300

1/2" DR SOCKET SETS METRIC/SAE 41 PIECE

12 Point

CONTENTS

- 1/2" DR SOCKETS & ACCESSORIES
- 10, 11, 12, 13, 14, 15, 16, 17, 18, 19, 20, 21, 22, 23, 24, 26, 27, 30 & 32mm
 - 3/8, 7/16, 1/2, 9/16, 5/8, 11/16, 3/4, 13/16, 7/8, 15/16, 1, 1-1/16, 1-1/8, 1-3/16 & 1-1/4"
 - Spark Plug Sockets - 5/8" & 13/16"
 - 45T Ratchet
 - Flex Handle - 250mm
 - Extension Bars - 125 & 250mm
 - Universal Joint

- Ideal for applications where jumbo sockets are required
- Quick release system for easy socket changes
- Cushioned grip handles for operator comfort
- Specially strengthened ratchet gear teeth to sustain maximum applied torque
- Flat drive technology offers maximum contact and grip
- Tough triple chrome, high polish finishes provide for an easy clean-up
- Twin knurling on sockets allows for improved grip, especially useful in oily/greasy conditions
- Chrome Vanadium Steel (Cr-V) for high durability
- Tools housed in a heavy duty steel case
- Meets & exceeds international ANSI & DIN standard



T820300

1/2" DR SOCKET SET 888 SERIES METRIC/SAE 39 PIECE

12 Point

CONTENTS

- 1/2" DR SOCKETS & ACCESSORIES
- 12pt - 8, 10, 11, 12, 13, 14, 15, 16, 17, 18, 19, 21, 22, 24, 27, 30 & 32mm
 - 12pt - 3/8, 7/16, 1/2, 9/16, 5/8, 11/16, 3/4, 13/16, 7/8, 15/16, 1, 1-1/16, 1-1/8, 1-3/16 & 1-1/4"
 - Ratchet
 - Flex handle
 - Universal joint, 125mm & 250mm
 - Extension bars
 - Spark plug sockets - 5/8" & 13/16"

- Ideal for applications where jumbo sockets are required
- Quick release system for easy socket changes
- Cushioned grip handles for operator comfort
- Specially strengthened ratchet gear teeth to sustain maximum applied torque

- Flat drive technology offers maximum contact and grip
- Tough triple chrome, high polish finishes provide for an easy clean-up
- Chrome Vanadium Steel (Cr-V) for high durability
- Tools housed in a heavy duty steel case
- Meets & exceeds international ANSI & DIN standard



T820315

1/2" DR SOCKET SET METRIC ONLY 12 PIECE

12 Point

CONTENTS

- 1/2" DR SOCKETS & ACCESSORIES
- 11, 12, 13, 14, 16, 17, 19, 21, 22 & 24mm
 - Extension bar - 125mm
 - Ratchet - 72 Teeth



T820305

1/2" DR SOCKET SET METRIC & SAE 22 PIECE

12 Point

CONTENTS

- 1/4" DR SOCKETS & ACCESSORIES
- 11, 12, 13, 14, 16, 17, 19, 21, 22 & 24mm
 - 3/8, 7/16, 1/2, 9/16, 5/8, 11/16, 3/4, 13/16, 7/8 & 15/16"
 - Extension bar - 125mm
 - Ratchet - 72 Teeth



- Socket sets housed on easy clip on carry rails
- Rails constructed from heavy duty plastic
- Quick release system for easy socket changes
- Strengthened ratchet gear teeth to sustain maximum applied torque
- Flat drive technology offers maximum contact and grip
- Tough triple chrome, high polish finishes provide for an easy clean-up
- Chrome Vanadium Steel (Cr-V) for high durability

> 3/4" DR SOCKET SETS

> MOBILE SOCKET SETS

FEATURES

- Ideal for mobile applications
- Flat drive technology offers maximum contact and grip
- Tough triple chrome, high polish finishes provide for an easy clean-up
- Twin knurling on sockets allows for improved grip, especially useful in oily/greasy conditions
- Chrome Vanadium Steel (Cr-V) for high durability
- Meets & exceeds international ANSI & DIN standard

SP20400

3/4" DR SOCKET SET JUMBO SIZES METRIC/SAE 32 PIECE

12 Point

CONTENTS

- 3/4" DR SOCKETS & ACCESSORIES**
- 19, 22, 24, 27, 30, 32, 36, 38, 41, 46, 50 & 55mm
 - 3/4, 13/16, 7/8, 15/16, 1, 1-1/16, 1-1/8, 1-3/16, 1-1/4, 1-5/16, 1-3/8, 1-7/16, 1-1/2, 1-5/8 & 1-7/8"
 - 24T Ratchet
 - Flex Handle - 450mm
 - Extension Bars - 200 & 400mm
 - Extendable Handle - 450 to 750mm
 - Universal Joint



- Ideal for applications where jumbo sockets are required
- Flat drive technology offers maximum contact and grip
- Tough triple chrome, high polish finishes provide for an easy clean-up

- Twin knurling on sockets allows for improved grip, especially useful in oily/greasy conditions
- Chrome Vanadium Steel (Cr-V) for high durability
- Meets & exceeds international ANSI & DIN standard

SP20306

1/2" DR SOCKET SET IN X-CASE METRIC/SAE 26 PIECE

CONTENTS

- 1/2" DR SOCKETS & ACCESSORIES**
- 10, 11, 12, 13, 14, 15, 16, 17, 18 & 19mm
 - 7/16, 1/2, 9/16, 5/8, 11/16, 3/4, 13/16, 7/8, 15/16 & 1"
 - 45T Ratchet
 - Flex Handle - 200mm
 - Wobble Extension Bars - 125 & 250mm
 - Spark Plug Sockets - 5/8 & 13/16"

12 Point



EXTREME DUTY X-CASE FEATURES

- Impact resistant
- Super wide front latches
- Strengthened heavy duty hinges
- Keeps your tool organised and easy to find



T820400

3/4" DR SOCKET SET JUMBO SIZES METRIC/SAE 26 PIECE

12 Point

CONTENTS

- 3/4" DR SOCKETS & ACCESSORIES**
- 22, 24, 27, 30, 32, 36, 38, 41, 46 & 50mm
 - 7/8", 15/16", 1", 1-1/8", 1-3/16", 1-5/16", 1-3/8", 1-7/16", 1-5/8", 1-3/4", 1-7/8" & 2"
 - Ratchet - 495mm
 - Sliding handle - 456mm
 - Extension bars - 100mm & 200mm

- Ideal for applications where jumbo sockets are required
- Flat drive technology offers maximum contact and grip
- Tough triple chrome, high polish finishes provide for an easy clean-up

- Chrome Vanadium Steel (Cr-V) for high durability
- Meets & exceeds international ANSI & DIN standard



SP20601

1/4" & 3/8" DR SOCKET SET IN X-CASE METRIC/SAE 42 PIECE

CONTENTS

- 1/4" Dr 12pt Sockets & Accessories**
- 4, 5, 6, 7, 8, 9 & 10mm
 - 3/16, 7/32, 1/4, 9/32, 5/16, 11/32 & 3/8"
 - 45T Ratchet
 - Wobble Extension Bars - 50 & 150mm
- 3/8" Dr 12pt Sockets & Accessories**
- 10, 11, 12, 13, 14, 15, 16, 17, 18 & 19mm
 - 3/8, 7/16, 1/2, 9/16, 5/8, 11/16 & 3/4"
 - 45T Ratchet
 - Flex Handle
 - Wobble Extension Bars - 75 & 150mm
 - Universal Joint
 - Spark Plug Sockets - 5/8 & 13/16"
 - Adaptor 3/8x1/4M

12 Point

SOCKET RAIL SETS

- FEATURES:**
- Tough triple chrome, high polish finishes provide for an easy clean-up
 - Twin knurling on sockets allows for improved grip, especially useful in oily/greasy conditions
 - Socket set comes with a rail for better organisation
 - Chrome Vanadium Steel (Cr-V) for high durability
 - Meets & exceeds international ANSI & DIN standard



MULTI DRIVE SOCKET RAIL SETS



1/4" & 3/8" DR SOCKET RAIL SET INHEX - METRIC ONLY 9 PIECE

- 1/4" Dr - 3, 4, 5 & 6mm Sockets
- 3/8" Dr - 6, 7, 8, 9 & 10mm Sockets
- 1 x Socket Rail

SP20545



1/4" & 3/8" DR SOCKET RAIL SET INHEX - SAE ONLY 10 PIECE

- 1/4" Dr - 1/8, 5/32, 3/16, 7/32 & 1/4" Sockets
- 3/8" Dr - 3/16, 7/32, 1/4, 5/16 & 3/8" Sockets
- 1 x Socket Rail

SP20546



1/4" & 3/8" DR SOCKET RAIL SET TORX 11 PIECE

- 1/4" Dr - T10, T15, T20 & T25 Sockets
- 3/8" Dr - T27, T30, T40, T45, T50 & T55 Sockets
- 3/8" F x 1/4" M Adaptor
- 1 x Socket Rail

SP20440



1/4" DR SOCKET RAIL SET METRIC ONLY 10 PIECE

- 4, 5, 6, 7, 8, 9, 10, 11, 12 & 13mm Sockets
- 1 x Socket Rail

6 Point SP20132 6 POINT 12 Point SP20130 12 POINT



1/4" DR SOCKET RAIL SET SAE ONLY 9 PIECE

- 3/16, 7/32, 1/4, 9/32, 5/16, 11/32, 3/8, 7/16 & 1/2" Sockets
- 1 x Socket Rail

6 Point SP20133 6 POINT 12 Point SP20131 12 POINT



1/4" DR DEEP SOCKET RAIL SET METRIC ONLY 10 PIECE

- 4, 5, 6, 7, 8, 9, 10, 11, 12 & 13mm Sockets
- 1 x Socket Rail

6 Point SP20140 6 POINT 12 Point SP20142 12 POINT



1/4" DR DEEP SOCKET RAIL SET SAE ONLY 9 PIECE

- 3/16, 7/32, 1/4, 9/32, 5/16, 11/32, 3/8, 7/16 & 1/2" Sockets
- 1 x Socket Rail

6 Point SP20141 6 POINT 12 Point SP20143 12 POINT



1/4" DR SOCKET RAIL SET INHEX - METRIC & SAE - 36MM 9 PIECE

- 3, 4, 5 & 6mm Sockets
- 1/8, 5/32, 3/16, 7/32 & 1/4" Sockets
- 1 x Socket Rail

SP20540

3/8"DR SOCKET RAIL SETS



**3/8"DR SOCKET RAIL SET
METRIC ONLY
10 PIECE**

- 10, 11, 12, 13, 14, 15, 16, 17, 18 & 19mm Sockets
- 1 x Socket Rail

6 Point **SP20232** 6 POINT 12 Point **SP20230** 12 POINT



**3/8"DR SOCKET RAIL SET
SAE ONLY
8 PIECE**

- 5/16, 3/8, 7/16, 1/2, 9/16, 5/8, 11/16 & 3/4" Sockets
- 1 x Socket Rail

6 Point **SP20233** 6 POINT 12 Point **SP20231** 12 POINT



**3/8"DR DEEP SOCKET RAIL SET
METRIC ONLY
10 PIECE**

- 10, 11, 12, 13, 14, 15, 16, 17, 18 & 19mm Sockets
- 1 x Socket Rail

6 Point **SP20242** 6 POINT 12 Point **SP20240** 12 POINT



**3/8"DR DEEP SOCKET RAIL SET
SAE ONLY
8 PIECE**

- 5/16, 3/8, 7/16, 1/2, 9/16, 5/8, 11/16 & 3/4" Sockets
- 1 x Socket Rail

6 Point **SP20243** 6 POINT 12 Point **SP20241** 12 POINT



**3/8"DR STUBBY SOCKET RAIL SET
METRIC ONLY
10 PIECE**

- 8, 10, 12, 13, 14, 15, 16, 17, 18 & 19mm Sockets
- 1 x Socket Rail

6 Point **SP20235** 6 POINT



**3/8"DR SOCKET RAIL SET
INHEX - METRIC & SAE - 48MM
10 PIECE**

- 6, 7, 8, 9 & 10mm Sockets
- 3/16, 7/32, 1/4, 5/16 & 3/8" Sockets
- 1 x Socket Rail

SP20541

3/8"DR SOCKET RAIL SETS



**3/8"DR SOCKET RAIL SET - 100MM
INHEX - METRIC
7 PIECE**

- 4, 5, 6, 7, 8, 9 & 10mm
- 1 x Socket Rail

SP20547



**3/8"DR SOCKET RAIL SET - 100MM
INHEX - SAE
7 PIECE**

- 1/8, 5/32, 3/16, 7/32, 1/4, 5/16 & 3/8"
- 1 x Socket Rail

SP20542



**3/8"DR SOCKET RAIL SET - 100MM
SPLINE
7 PIECE**

- M4, M5, M6, M7, M8, M9 & M10
- 1 x Socket Rail

SP20544



**3/8"DR SOCKET RAIL SET - 48MM
SPLINE - SHORT
7 PIECE**

- M4, M5, M6, M7, M8, M9 & M10
- 1 x Socket Rail

SP20543



**3/8"DR DEEP SOCKET RAIL SET
E-TORX
12 PIECE**

- E4, E5, E6, E7, E8, E10, E11, E12, E14, E16, E18 & E20
- 1 x Socket Rail

SP20551



**3/8"DR SOCKET RAIL SET
E-TORX
12 PIECE**

- E4, E5, E6, E7, E8, E10, E11, E12, E14, E16, E18 & E20
- 1 x Socket Rail

SP20550

1/2"DR SOCKET RAIL SETS



**1/2"DR SOCKET RAIL SET
METRIC ONLY
12 PIECE**

- 10, 11, 12, 13, 14, 15, 16, 17, 19, 21, 22 & 24mm Sockets
- 1 x Socket Rail

6 Point SP20332 **6 POINT** **12 Point** SP20330 **12 POINT**



**1/2"DR SOCKET RAIL SET
SAE ONLY
11 PIECE**

- 3/8, 7/16, 1/2, 9/16, 5/8, 11/16, 3/4, 13/16, 7/8, 15/16 & 1" Sockets
- 1 x Socket Rail

6 Point SP20333 **6 POINT** **12 Point** SP20331 **12 POINT**



**1/2"DR SOCKET RAIL SET
INHEX/SPLINE - METRIC
13 PIECE**

- Inhex Short (55mm) - 6, 7, 8, 10, 12, 14 & 17mm
- Spline Short (55mm) - 6mm
- Inhex Long (140mm) - 8 & 10mm
- Spline Long (100mm) - 8, 10 & 12mm
- 1 x Socket Rail

SP20566



**1/2"DR SOCKET RAIL SET - 55MM
TORX
10 PIECE**

- T20, T25, T27, T30, T40, T45, T50, T55, T60, T70 Short (55mm) Sockets
- 1 x Socket Rail

SP20568



**1/2"DR DEEP SOCKET RAIL SET
METRIC ONLY
12 PIECE**

- 10, 11, 12, 13, 14, 15, 16, 17, 19, 21, 22 & 24mm Sockets
- 1 x Socket Rail

12 Point SP20340 **12 POINT**



**1/2"DR DEEP SOCKET RAIL SET
SAE ONLY
11 PIECE**

- 3/8, 7/16, 1/2, 9/16, 5/8, 11/16, 3/4, 13/16, 7/8, 15/16 & 1" Sockets
- 1 x Socket Rail

12 Point SP20341 **12 POINT**



**1/2" DR SHORT SOCKET RAIL SET
INHEX - METRIC ONLY - 55MM
7 PIECE**

- 6, 7, 8, 10, 12, 14 & 17mm Short (55mm) Sockets
- 1 x Socket Rail

SP20561



**1/2" DR SHORT SOCKET RAIL SET
INHEX - SAE ONLY - 55MM
9 PIECE**

- 3/16, 7/32, 1/4, 9/32, 5/16, 3/8, 1/2, 9/16 & 5/8" Short (55mm) Sockets
- 1 x Socket Rail

SP20563



**SOCKET RAIL
SPRING LOADED**

SOCKETS NOT INCLUDED

- Spring loaded clips hold sockets firmly to rail
- Holds up to 16 sockets

AVAILABLE IN 3 OPTIONS

SIZE	MODEL	CAPACITY
1/4"DR	SP201R	16 SOCKETS
3/8"DR	SP202R	16 SOCKETS
1/2"DR	SP203R	16 SOCKETS

*NOTE: SOCKETS NOT INCLUDED, RAIL ONLY

**SOCKET RAIL
QUICK LOCK**

SOCKETS NOT INCLUDED

- Lock sockets onto rail by turning them to the right - Unlocked by turning to the left
- Holds up to 15 sockets

AVAILABLE IN 2 OPTIONS

SIZE	MODEL	CAPACITY
3/8"DR	SP202RQL	15 SOCKETS
1/2"DR	SP203RQL	15 SOCKETS

*NOTE: SOCKETS NOT INCLUDED, RAIL ONLY

**SOCKET RAIL
MAGNETIC**

SOCKETS NOT INCLUDED

- Ball bearings hold sockets firmly to rail
- Magnetic rail base

AVAILABLE IN 3 OPTIONS

SIZE	MODEL	CAPACITY
1/4"DR	SP201RM	10 SOCKETS
3/8"DR	SP202RM	14 SOCKETS
1/2"DR	SP203RM	16 SOCKETS

*NOTE: SOCKETS NOT INCLUDED, RAIL ONLY

INDIVIDUAL SOCKETS & ACCESSORIES

1/4"DR INDIVIDUAL SOCKETS

1/4"DR SOCKETS METRIC



SIZE	MODEL	MODEL
4mm	SP21504	SP21004
5mm	SP21505	SP21005
6mm	SP21506	SP21006
7mm	SP21507	SP21007
8mm	SP21508	SP21008
9mm	SP21509	SP21009
10mm	SP21510	SP21010
11mm	SP21511	SP21011
12mm	SP21512	SP21012
13mm	SP21513	SP21013
14mm		SP21014

1/4"DR SOCKETS SAE



SIZE	MODEL	MODEL
3/16"	SP21551	SP21051
7/32"	SP21552	SP21052
1/4"	SP21553	SP21053
9/32"	SP21554	SP21054
5/16"	SP21555	SP21055
11/32"	SP21556	SP21056
3/8"	SP21557	SP21057
7/16"	SP21558	SP21058
1/2"	SP21559	SP21059

1/4"DR DEEP SOCKETS METRIC



SIZE	MODEL	MODEL
4mm	SP21404	SP21604
5mm	SP21405	SP21605
6mm	SP21406	SP21606
7mm	SP21407	SP21607
8mm	SP21408	SP21608
9mm	SP21409	SP21609
10mm	SP21410	SP21610
11mm	SP21411	SP21611
12mm	SP21412	SP21612
13mm	SP21413	SP21613
14mm	SP21414	

1/4"DR DEEP SOCKETS SAE



SIZE	MODEL	MODEL
3/16"	SP21451	SP21651
7/32"	SP21452	SP21652
1/4"	SP21453	SP21653
9/32"	SP21454	SP21654
5/16"	SP21455	SP21655
11/32"	SP21456	SP21656
3/8"	SP21457	SP21657
7/16"	SP21458	SP21658
1/2"	SP21459	SP21659

1/4"DR SOCKETS 888 SERIES METRIC



SIZE	MODEL
4mm	T821504
5mm	T821505
6mm	T821506
7mm	T821507
8mm	T821508
9mm	T821509
10mm	T821510
11mm	T821511
12mm	T821512
13mm	T821513

1/4"DR SOCKETS 888 SERIES SAE



SIZE	MODEL
5/32"	T821550
3/16"	T821551
7/32"	T821552
1/4"	T821553
9/32"	T821554
5/16"	T821555
11/32"	T821556
3/8"	T821557
7/16"	T821558
1/2"	T821559

1/4"DR INDIVIDUAL SOCKETS

1/4"DR SOCKETS INHEX - METRIC



SIZE	MODEL
3mm	SP21203
4mm	SP21204
5mm	SP21205
6mm	SP21206

1/4"DR SOCKETS INHEX - SAE



SIZE	MODEL
1/8"	SP21251
5/32"	SP21252
3/16"	SP21253
7/32"	SP21254
1/4"	SP21255

1/4"DR SOCKETS INHEX - TORX



SIZE	MODEL
T10	SP21110
T15	SP21115
T20	SP21120
T25	SP21125

1/4"DR EXTENSION BARS

1/4"DR WOBBLE EXTENSION BAR SET 3 PIECE

- 3 sizes included: 50mm, 150mm & 250mm
- Extensions are extremely useful for reaching and accessing hard to reach nuts and bolts in engine bays
- Wobble end allows for angled reach to awkward nuts and bolts
- Knurling on bars allows for improved grip, especially useful in oily/greasy conditions
- Chrome Vanadium Steel (Cr-V) for high durability
- Meets & exceeds international ANSI & DIN standard
- Tough triple chrome finish

SP21330

1/4"DR WOBBLE EXTENSION BARS INDIVIDUAL

LENGTH	MODEL
50mm	SP21335
100mm	SP21334
150mm	SP21336
250mm	SP21337

- Extensions are extremely useful for reaching and accessing hard to reach nuts and bolts in engine bays
- Wobble end allows for angled reach to awkward nuts and bolts
- Knurling on bars allows for improved grip, especially useful in oily/greasy conditions
- Chrome Vanadium Steel (Cr-V) for high durability
- Tough triple chrome finish

1/4"DR EXTENSION BARS INDIVIDUAL

LENGTH	MODEL
50mm	SP21315
100mm	SP21316
150mm	SP21317

- Extensions are extremely useful for reaching and accessing hard to reach nuts and bolts in engine bays
- Knurling on bars allows for improved grip, especially useful in oily/greasy conditions
- Chrome Vanadium Steel (Cr-V) for high durability
- Tough triple chrome finish

1/4"DR EXTENSION BARS 888 SERIES INDIVIDUAL

LENGTH	MODEL
50mm	T821315
100mm	T821316
150mm	T821317

- Extensions are extremely useful for reaching and accessing hard to reach nuts and bolts in engine bays
- Chrome Vanadium Steel (Cr-V) for high durability
- Tough triple chrome finish

1/4"DR UNIVERSAL JOINTS

1/4"DR UNIVERSAL JOINT



- Flexible Joint - Ideal for accessing hard to reach nuts and bolts
- Chrome Vanadium Steel (Cr-V) for high durability
- Meets & exceeds international ANSI & DIN standard
- Tough triple chrome finish

SP21320

1/4"DR UNIVERSAL JOINT 888 SERIES



- Flexible Joint - Ideal for accessing hard to reach nuts and bolts
- Chrome Vanadium Steel (Cr-V) for high durability
- Meets & exceeds international ANSI & DIN standard
- Tough triple chrome finish

T821320



1/4"DR RATCHETS

1/4"DR RATCHET PROFESSIONAL 45 TEETH

- Comfort grip handle
- Specially strengthened ratchet gear teeth to sustain maximum applied torque
- Reversible
- Socket quick release mechanism

SP21305

1/4"DR RATCHET CURVED HEAD 48 TEETH

- Comfort grip handle
- Specially strengthened ratchet gear teeth to sustain maximum applied torque
- Reversible
- Socket quick release mechanism

SP21303

1/4"DR RATCHET COMPACT HEAD 60 TEETH

- Steel handle - one piece
- Specially strengthened ratchet gear teeth to sustain maximum applied torque
- Reversible
- Socket quick release mechanism

SP21392

1/4"DR RATCHET 888 SERIES 72 TEETH

- Steel handle - one piece
- Specially strengthened ratchet gear teeth to sustain maximum applied torque
- Reversible
- Socket quick release mechanism

T821305

1/4"DR RATCHETS

1/4"DR RATCHET ROUND HEAD PRECISION 144 TEETH

- Steel handle - one piece
- Specially strengthened ratchet gear teeth to sustain maximum applied torque
- Reversible
- Socket quick release mechanism

SP21309

1/4"DR RATCHET SWIVEL HEAD 72 TEETH

- Comfort grip handle
- 180° swivel head for access to awkward areas
- Strengthened ratchet gear teeth
- Reversible
- Socket quick release mechanism

SP21306

1/4"DR RATCHET FLEX HEAD 72 TEETH

- Steel handle - one piece
- Automatic locking flex head allows user to turn ratchet in tighter confines
- Reversible
- Socket quick release mechanism

SP21300

1/4"DR RATCHET FLEX HEAD - STUBBY 43 TEETH

- Steel handle - one piece
- Auto locking flex head allows user to turn ratchet in tighter confines
- Finder grip on ratchet head for precision turning
- Reversible
- Socket quick release mechanism

SP21302

1/4"DR FLEX HANDLES

1/4"DR FLEX HANDLE STEEL HANDLE

- Length: 145mm
- Hinged joint head
- Chrome Vanadium Steel (Cr-V) for high durability
- Meets & exceeds international ANSI & DIN standard

SP21311

1/4"DR FLEX HANDLE COMFORT GRIP

- Length: 145mm
- Hinged joint head
- Soft grip handle
- Chrome Vanadium Steel (Cr-V) for high durability
- Meets & exceeds international ANSI & DIN standard

SP21310

1/4"DR SLIDING T-BARS



1/4"DR WOBBLE SLIDING T-BAR LONG

- Length: 200mm
- Sliding T-Handle
- Wobble end allows for angled reach to awkward nuts and bolts
- Chrome Vanadium Steel (Cr-V) for high durability

SP21328



1/4"DR SLIDING T-BAR 888 SERIES SHORT

- Length: 110mm
- Sliding T-Handle
- Chrome Vanadium Steel (Cr-V) for high durability

T821338

3/8"DR INDIVIDUAL SOCKETS

3/8"DR SOCKETS METRIC



SIZE	MODEL	MODEL
6mm	SP22506	SP22006
7mm	SP22507	SP22007
8mm	SP22508	SP22008
9mm	SP22509	SP22009
10mm	SP22510	SP22010
11mm	SP22511	SP22011
12mm	SP22512	SP22012
13mm	SP22513	SP22013
14mm	SP22514	SP22014
15mm	SP22515	SP22015
16mm	SP22516	SP22016
17mm	SP22517	SP22017
18mm	SP22518	SP22018
19mm	SP22519	SP22019
20mm	SP22520	SP22020
21mm	SP22521	SP22021
22mm	SP22522	SP22022

3/8"DR SOCKETS SAE



SIZE	MODEL	MODEL
1/4"	SP22551	SP22051
5/16"	SP22552	SP22052
3/8"	SP22553	SP22053
7/16"	SP22554	SP22054
1/2"	SP22555	SP22055
9/16"	SP22556	SP22056
5/8"	SP22557	SP22057
11/16"	SP22558	SP22058
3/4"	SP22559	SP22059
13/16"	SP22560	SP22060
7/8"	SP22561	SP22061

3/8"DR DEEP SOCKETS METRIC



SIZE	MODEL	MODEL
8mm	SP22608	
10mm	SP22610	SP22410
11mm	SP22611	SP22411
12mm	SP22612	SP22412
13mm	SP22613	SP22413
14mm	SP22614	SP22414
15mm	SP22615	SP22415
16mm	SP22616	SP22416
17mm	SP22617	SP22417
18mm	SP22618	SP22418
19mm	SP22619	SP22419

3/8"DR INDIVIDUAL SOCKETS

3/8"DR DEEP SOCKETS SAE



SIZE	MODEL	MODEL
5/16"	SP22651	SP22451
3/8"	SP22652	SP22452
7/16"	SP22653	SP22453
1/2"	SP22654	SP22454
9/16"	SP22655	SP22455
5/8"	SP22656	SP22456
11/16"	SP22657	SP22457
3/4"	SP22658	SP22458

3/8"DR SOCKETS 888 SERIES METRIC



SIZE	MODEL
6mm	T822006
7mm	T822007
8mm	T822008
9mm	T822009
10mm	T822010
11mm	T822011
12mm	T822012
13mm	T822013
14mm	T822014
15mm	T822015
16mm	T822016
17mm	T822017
18mm	T822018
19mm	T822019

3/8"DR SOCKETS 888 SERIES SAE



SIZE	MODEL
5/16"	T822052
3/8"	T822053
7/16"	T822054
1/2"	T822055
9/16"	T822056
5/8"	T822057
11/16"	T822058
3/4"	T822059
13/16"	T822060
7/8"	T822061

3/8"DR INDIVIDUAL SOCKETS

3/8"DR SOCKETS
INHEX - METRIC



SIZE	MODEL
6mm	SP22206
7mm	SP22207
8mm	SP22208
9mm	SP22209
10mm	SP22210

3/8"DR SOCKETS
INHEX - SAE



SIZE	MODEL
3/16"	SP22251
7/32"	SP22252
1/4"	SP22253
5/16"	SP22254
3/8"	SP22255

3/8"DR SOCKETS
INHEX - TORX



SIZE	MODEL
T27	SP22127
T30	SP22130
T40	SP22140
T45	SP22145
T50	SP22150
T55	SP22155

3/8"DR SOCKETS
E-TORX



SIZE	MODEL
E4	SP22164
E5	SP22165
E6	SP22166
E7	SP22167
E8	SP22168
E10	SP22170
E11	SP22171
E12	SP22172
E14	SP22174
E16	SP22176
E18	SP22178
E20	SP22180

3/8"DR SOCKETS
SPARK PLUG



METRIC	
SIZE	MODEL
16mm	SP22494
21mm	SP22496

SAE	
SIZE	MODEL
5/8"	SP22491
13/16"	SP22492

- Chrome Vanadium Steel (Cr-V) for high durability
- Tough triple chrome finish

3/8"DR SOCKETS
SPARK PLUG
MAGNETIC



METRIC	
SIZE	MODEL
14mm	SP22484
16mm	SP22485

- Built-in strong magnetic insert ensures the spark plug stays in the socket and doesn't fall out
- Chrome Vanadium Steel (Cr-V) for high durability
- Tough triple chrome finish

3/8"DR SOCKETS
SPARK PLUG
888 SERIES



METRIC	
SIZE	MODEL
16mm	T822491
21mm	T822492



3/8"DR SPARK PLUG SOCKETS
EXTRA LONG
MAGNETIC



METRIC	
SIZE	MODEL
14mm	SP22487
16mm	SP22488

- Extra long shaft - 250mm
- Built-in strong magnetic insert ensures the spark plug stays in the socket and doesn't fall out
- Chrome Vanadium Steel (Cr-V) for high durability
- Meets & exceeds international ANSI & DIN standard
- Tough triple chrome finish

3/8"DR INDIVIDUAL SOCKETS



3/8"DR SPARK PLUG SOCKET SET
MAGNETIC - SPLINE

3 PIECE

- Set includes 3 sizes: 14mm, 16mm & 21mm (9/16", 5/8" & 13/16")
- 15° universal offset extension bars
- Chrome Vanadium Steel (Cr-V) for high durability
- Meets & exceeds international ANSI & DIN standard

SP22499



3/8"DR SPARK PLUG SOCKETS
MAGNETIC - SPLINE

INDIVIDUAL

LENGTH	MODEL
14mm	SP22490
16mm	SP22493
21mm	SP22495

- Set includes 3 sizes: 14mm, 16mm & 21mm
- 15° universal offset extension bars
- Chrome Vanadium Steel (Cr-V) for high durability
- Meets & exceeds international ANSI & DIN standard

3/8"DR EXTENSION BARS



3/8"DR WOBBLE EXTENSION BAR SET

3 PIECE

- 3 sizes included: 75mm, 150mm & 250mm
- Extensions are extremely useful for reaching and accessing hard to reach nuts and bolts in engine bays
- Wobble end allows for angled reach to awkward nuts and bolts
- Knurling on bars allows for improved grip, especially useful in oily/greasy conditions
- Chrome Vanadium Steel (Cr-V) for high durability
- Meets & exceeds international ANSI & DIN standard
- Tough triple chrome finish

SP22330



3/8"DR WOBBLE EXTENSION BARS

INDIVIDUAL

LENGTH	MODEL
75mm	SP22335
150mm	SP22336
250mm	SP22337

- Extensions are extremely useful for reaching and accessing hard to reach nuts and bolts in engine bays
- Wobble end allows for angled reach to awkward nuts and bolts
- Knurling on bars allows for improved grip, especially useful in oily/greasy conditions
- Chrome Vanadium Steel (Cr-V) for high durability
- Tough triple chrome finish



3/8"DR EXTENSION BARS

INDIVIDUAL

LENGTH	MODEL
75mm	SP22315
100mm	SP22317
250mm	SP22316

- Extensions are extremely useful for reaching and accessing hard to reach nuts and bolts in engine bays
- Knurling on bars allows for improved grip, especially useful in oily/greasy conditions
- Chrome Vanadium Steel (Cr-V) for high durability
- Tough triple chrome finish



3/8"DR EXTENSION BARS
888 SERIES

INDIVIDUAL

LENGTH	MODEL
75mm	T822315
125mm	T822316

- Extensions are extremely useful for reaching and accessing hard to reach nuts and bolts in engine bays
- Chrome Vanadium Steel (Cr-V) for high durability
- Tough triple chrome finish

3/8"DR UNIVERSAL JOINTS & ADAPTERS

3/8"DR UNIVERSAL JOINT



- Flexible Joint - Ideal for accessing hard to reach nuts and bolts
- Chrome Vanadium Steel (Cr-V) for high durability
- Meets & exceeds international ANSI & DIN standard
- Tough triple chrome finish

SP22320

3/8"DR UNIVERSAL JOINT 888 SERIES



- Flexible Joint - Ideal for accessing hard to reach nuts and bolts
- Chrome Vanadium Steel (Cr-V) for high durability
- Meets & exceeds international ANSI & DIN standard
- Tough triple chrome finish

T822320

3/8"DR ADAPTOR



SIZE	MODEL
1/4" M	SP22325
1/2" M	SP22326

- Adaptor allows for sockets from other drives to be used on non-corresponding ratchet handles
- Chrome Vanadium Steel (Cr-V) for high durability

3/8"DR RATCHETS

3/8"DR RATCHET PROFESSIONAL 45 TEETH

- Comfort grip handle
- Specially strengthened ratchet gear teeth to sustain maximum applied torque
- Reversible
- Socket quick release mechanism

SP22305

3/8"DR RATCHET CURVED HEAD 48 TEETH

- Comfort grip handle
- Specially strengthened ratchet gear teeth to sustain maximum applied torque
- Reversible
- Socket quick release mechanism

SP22303

3/8"DR RATCHET COMPACT HEAD 60 TEETH

- Steel handle - one piece
- Specially strengthened ratchet gear teeth to sustain maximum applied torque
- Reversible
- Socket quick release mechanism

SP22392

3/8"DR RATCHET 888 SERIES 72 TEETH

- Steel handle - one piece
- Specially strengthened ratchet gear teeth to sustain maximum applied torque
- Reversible
- Socket quick release mechanism

T822305

3/8"DR INDIVIDUAL SOCKETS



3/8"DR RATCHET ROUND HEAD PRECISION 144 TEETH

- Steel handle - one piece
- Specially strengthened ratchet gear teeth to sustain maximum applied torque
- Reversible
- Socket quick release mechanism

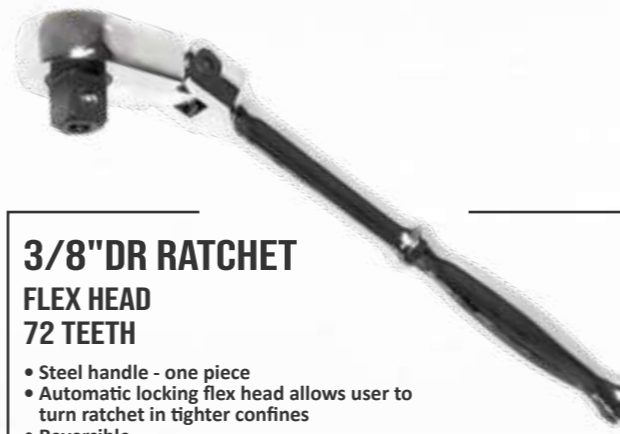
SP22309



3/8"DR RATCHET SWIVEL HEAD 72 TEETH

- Comfort grip handle
- 180° swivel head for access to awkward areas
- Strengthened ratchet gear teeth
- Reversible
- Socket quick release mechanism

SP22307



3/8"DR RATCHET FLEX HEAD 72 TEETH

- Steel handle - one piece
- Automatic locking flex head allows user to turn ratchet in tighter confines
- Reversible
- Socket quick release mechanism

SP22300



3/8"DR RATCHET FLEX HEAD - STUBBY 45 TEETH

- Steel handle - one piece
- Auto locking flex head allows user to turn ratchet in tighter confines
- Finder grip on ratchet head for precision turning
- Reversible
- Socket quick release mechanism

SP22302

3/8"DR FLEX HANDLES



3/8"DR FLEX HANDLE STEEL HANDLE

- Length: 200mm
- Hinged joint head
- Chrome Vanadium Steel (Cr-V) for high durability
- Meets & exceeds international ANSI & DIN standard

SP22311



3/8"DR FLEX HANDLE COMFORT GRIP

- Length: 200mm
- Hinged joint head
- Soft grip handle
- Chrome Vanadium Steel (Cr-V) for high durability
- Meets & exceeds international ANSI & DIN standard

SP22310

3/8"DR SLIDING T-BARS



3/8"DR WOBBLE SLIDING T-BAR

LONG

- Length: 250mm
- Sliding T-Handle
- Wobble end allows for angled reach to awkward nuts and bolts
- Chrome Vanadium Steel (Cr-V) for high durability

SP22328

1/2"DR INDIVIDUAL SOCKETS

1/2"DR SOCKETS METRIC



SIZE	MODEL	MODEL
10mm	SP23510	SP23010
11mm	SP23511	SP23011
12mm	SP23512	SP23012
13mm	SP23513	SP23013
14mm	SP23514	SP23014
15mm	SP23515	SP23015
16mm	SP23516	SP23016
17mm	SP23517	SP23017
18mm	SP23518	SP23018
19mm	SP23519	SP23019
20mm	SP23520	SP23020
21mm	SP23521	SP23021
22mm	SP23522	SP23022
23mm	SP23523	SP23023
24mm	SP23524	SP23024
25mm	SP23525	SP23025
26mm	SP23526	SP23026
27mm	SP23527	SP23027
30mm	SP23530	SP23030
32mm	SP23532	SP23032

1/2"DR SOCKETS SAE



SIZE	MODEL	MODEL
3/8"	SP23553	SP23053
7/16"	SP23554	SP23054
1/2"	SP23555	SP23055
9/16"	SP23556	SP23056
5/8"	SP23557	SP23057
11/16"	SP23558	SP23058
3/4"	SP23559	SP23059
13/16"	SP23560	SP23060
7/8"	SP23561	SP23061
5/16"	SP23562	SP23062
1"	SP23563	SP23063
1-1/16"	SP23564	SP23064
1-1/8"	SP23565	SP23065
1-3/16"	SP23566	SP23066
1-1/4"	SP23567	SP23067

1/2"DR DEEP SOCKETS METRIC



SIZE	MODEL
10mm	SP23410
11mm	SP23411
12mm	SP23412
13mm	SP23413
14mm	SP23414
15mm	SP23415
16mm	SP23416
17mm	SP23417
18mm	SP23418
19mm	SP23419
21mm	SP23421
22mm	SP23422
24mm	SP23424

1/2"DR INDIVIDUAL SOCKETS

1/2"DR DEEP SOCKETS SAE



SIZE	MODEL
3/8"	SP23453
7/16"	SP23454
1/2"	SP23455
9/16"	SP23456
5/8"	SP23457
11/16"	SP23458
3/4"	SP23459
13/16"	SP23460
7/8"	SP23461
15/16"	SP23462
1"	SP23463

1/2"DR SOCKETS 888 SERIES METRIC



SIZE	MODEL
10mm	T823010
11mm	T823011
12mm	T823012
13mm	T823013
14mm	T823014
15mm	T823015
16mm	T823016
17mm	T823017
18mm	T823018
19mm	T823019
20mm	T823020
21mm	T823021
22mm	T823022
24mm	T823024
27mm	T823027
30mm	T823030
32mm	T823032

1/2"DR SOCKETS 888 SERIES SAE



SIZE	MODEL
3/8"	T823053
7/16"	T823054
1/2"	T823055
9/16"	T823056
5/8"	T823057
11/16"	T823058
3/4"	T823059
13/16"	T823060
7/8"	T823061
15/16"	T823062
1"	T823063
1-1/16"	T823064
1-1/4"	T823067

1/2"DR INDIVIDUAL SOCKETS

**1/2"DR SOCKETS
INHEX - METRIC**



SIZE	MODEL
6mm	SP23206
7mm	SP23207
8mm	SP23208
10mm	SP23210
12mm	SP23212
14mm	SP23214
17mm	SP23217

**1/2"DR SOCKETS
INHEX - SAE**



SIZE	MODEL
3/16"	SP23251
7/32"	SP23252
1/4"	SP23253
9/32"	SP23254
5/16"	SP23255
3/8"	SP23256
1/2"	SP23257
9/16"	SP23258
5/8"	SP23259

**1/2"DR SOCKETS
INHEX - METRIC
LONG**



SIZE	MODEL
8mm	SP23228
10mm	SP23230

**1/2"DR SOCKETS
SPLINE - METRIC
LONG**



SIZE	MODEL
6mm	SP23276
8mm	SP23278
10mm	SP23280
12mm	SP23282

**1/2"DR SOCKETS
SPARK PLUG**



SAE		6 Point
SIZE	MODEL	
5/8"	SP23491	
13/16"	SP23492	

**1/2"DR SOCKETS
SPARK PLUG
888 SERIES**



SAE		6 Point
SIZE	MODEL	
5/8"	T823491	
13/16"	T823492	



1/2"DR EXTENSION BARS



1/2"DR WOBBLE EXTENSION BAR SET

3 PIECE

- 3 sizes included: 125mm, 250mm & 375mm
- Extensions are extremely useful for reaching and accessing hard to reach nuts and bolts in engine bays
- Wobble end allows for angled reach to awkward nuts and bolts
- Knurling on bars allows for improved grip, especially useful in oily/greasy conditions
- Chrome Vanadium Steel (Cr-V) for high durability
- Meets & exceeds international ANSI & DIN standard
- Tough triple chrome finish

SP23330



1/2"DR WOBBLE EXTENSION BARS

INDIVIDUAL

LENGTH	MODEL
125mm	SP23336
250mm	SP23337
375mm	SP23338

- Extensions are extremely useful for reaching and accessing hard to reach nuts and bolts in engine bays
- Wobble end allows for angled reach to awkward nuts and bolts
- Knurling on bars allows for improved grip, especially useful in oily/greasy conditions
- Chrome Vanadium Steel (Cr-V) for high durability
- Tough triple chrome finish

1/2"DR EXTENSION BARS



**1/2"DR EXTENSION BARS
INDIVIDUAL**

LENGTH	MODEL
75mm	SP23315
125mm	SP23316
250mm	SP23317

- Extensions are extremely useful for reaching and accessing hard to reach nuts and bolts in engine bays
- Knurling on bars allows for improved grip, especially useful in oily/greasy conditions
- Chrome Vanadium Steel (Cr-V) for high durability
- Tough triple chrome finish



**1/2"DR EXTENSION BARS
888 SERIES**

INDIVIDUAL

LENGTH	MODEL
75mm	T823315
125mm	T823316
250mm	T823317

- Extensions are extremely useful for reaching and accessing hard to reach nuts and bolts in engine bays
- Chrome Vanadium Steel (Cr-V) for high durability
- Tough triple chrome finish



1/2"DR UNIVERSAL JOINTS & ADAPTORS

1/2"DR UNIVERSAL JOINT



- Flexible Joint - Ideal for accessing hard to reach nuts and bolts
- Chrome Vanadium Steel (Cr-V) for high durability
- Meets & exceeds international ANSI & DIN standard
- Tough triple chrome finish

SP23320

**1/2"DR UNIVERSAL JOINT
888 SERIES**



- Flexible Joint - Ideal for accessing hard to reach nuts and bolts
- Chrome Vanadium Steel (Cr-V) for high durability
- Meets & exceeds international ANSI & DIN standard
- Tough triple chrome finish

T823320

1/2"DR ADAPTOR



SIZE	MODEL
3/8" M	SP23326

- Adaptor allows for sockets from other drives to be used on non-corresponding ratchet handles
- Chrome Vanadium Steel (Cr-V) for high durability

1/2"DR RATCHETS



**1/2"DR RATCHET
PROFESSIONAL
45 TEETH**

- Comfort grip handle
- Specially strengthened ratchet gear teeth to sustain maximum applied torque
- Reversible
- Socket quick release mechanism

SP23305



**1/2"DR RATCHET
CURVED HEAD
48 TEETH**

- Comfort grip handle
- Specially strengthened ratchet gear teeth to sustain maximum applied torque
- Reversible
- Socket quick release mechanism

SP23303

1/2"DR RATCHETS



**1/2"DR RATCHET
COMPACT HEAD
60 TEETH**

- Steel handle - one piece
- Specially strengthened ratchet gear teeth to sustain maximum applied torque
- Reversible
- Socket quick release mechanism

SP23392



**1/2"DR RATCHET
888 SERIES
72 TEETH**

- Steel handle - one piece
- Specially strengthened ratchet gear teeth to sustain maximum applied torque
- Reversible
- Socket quick release mechanism

T823305



**1/2"DR RATCHET
ROUND HEAD PRECISION
144 TEETH**

- Steel handle - one piece
- Specially strengthened ratchet gear teeth to sustain maximum applied torque
- Reversible
- Socket quick release mechanism

SP23309



**1/2"DR RATCHET
SWIVEL HEAD
72 TEETH**

- Comfort grip handle
- 180° swivel head for access to awkward areas
- Strengthened ratchet gear teeth
- Reversible
- Socket quick release mechanism

SP23306



**1/2"DR RATCHET
FLEX HEAD
72 TEETH**

- Steel handle - one piece
- Automatic locking flex head allows user to turn ratchet in tighter confines
- Reversible
- Socket quick release mechanism

SP23300



**1/2"DR RATCHET
FLEX HEAD - STUBBY
45 TEETH**

- Steel handle - one piece
- Auto locking flex head allows user to turn ratchet in tighter confines
- Finder grip on ratchet head for precision turning
- Reversible
- Socket quick release mechanism

SP23302

1/2"DR RATCHETS



**1/2"DR RATCHET
PROFESSIONAL EXTRA LONG - 500MM
45 TEETH**

- Comfort grip handle
- Specially strengthened ratchet gear teeth to sustain maximum applied torque
- 500mm Extra long shaft for access into hard to reach areas as well as extra leverage if needed
- Reversible
- Socket quick release mechanism
- Chrome Vanadium Steel (Cr-V) for high durability
- Tough triple chrome finish
- Meets & exceeds international ANSI & DIN standard

SP23308

1/2"DR FLEX HANDLES



**1/2"DR FLEX HANDLE
STEEL HANDLE**

- Length: 380mm
- Hinged joint head
- Chrome Vanadium Steel (Cr-V) for high durability
- Meets & exceeds international ANSI & DIN standard


SP23398



**1/2"DR FLEX HANDLE
COMFORT GRIP**

- Available in 250mm & 375mm
- Hinged joint head
- Soft grip handle
- Chrome Vanadium Steel (Cr-V) for high durability
- Meets & exceeds international ANSI & DIN standard

LENGTH	MODEL
250mm	SP23310
375mm	SP23312



**1/2"DR FLEX HANDLE
EXTRA LONG
STEEL HANDLE**

- Available in 2 Lengths - 450mm and 600mm
- Hinged joint head
- Extra long shaft for access into hard to reach areas as well as extra leverage if needed
- Chrome Vanadium Steel (Cr-V) for high durability
- Tough triple chrome finish
- Meets & exceeds international ANSI & DIN standard

LENGTH	MODEL
450mm	SP23318
600mm	SP23319

3/4"DR INDIVIDUAL SOCKETS

3/4"DR SOCKETS METRIC



SIZE	MODEL
19mm	SP24019
22mm	SP24022
24mm	SP24024
27mm	SP24027
30mm	SP24030
32mm	SP24032
36mm	SP24036
38mm	SP24038
41mm	SP24041
46mm	SP24046
50mm	SP24050
55mm	SP24055

3/4"DR SOCKETS SAE



SIZE	MODEL
3/4"	SP24059
13/16"	SP24060
7/8"	SP24061
5/16"	SP24062
1"	SP24063
1-1/16"	SP24064
1-1/8"	SP24065
1-3/16"	SP24066
1-1/4"	SP24067
1-5/16"	SP24068
1-3/8"	SP24069
1-7/16"	SP24070
1-1/2"	SP24071
1-5/8"	SP24073
1-3/4"	SP24075
1-7/8"	SP24077

3/4"DR EXTENSION BARS



3/4"DR EXTENSION BARS INDIVIDUAL

LENGTH	MODEL
200mm	SP24315
400mm	SP24316

- Extensions are extremely useful for reaching and accessing hard to reach nuts and bolts in engine bays
- Knurling on bars allows for improved grip, especially useful in oily/greasy conditions
- Chrome Vanadium Steel (Cr-V) for high durability
- Tough triple chrome finish

3/4"DR UNIVERSAL JOINT

3/4"DR UNIVERSAL JOINT



- Flexible Joint - Ideal for accessing hard to reach nuts and bolts
- Chrome Vanadium Steel (Cr-V) for high durability
- Meets & exceeds international ANSI & DIN standard
- Tough triple chrome finish

SP24320

3/4"DR RATCHETS & FLEX HANDLES



3/4"DR RATCHET JUMBO 24 TEETH

- Steel handle
- Specially strengthened ratchet gear teeth to sustain maximum applied torque
- Detachable Handle - Extension handle available (SP24325) for where extra leverage is needed
- Knurling on bars allows for improved grip, especially useful in oily/greasy conditions
- Reversible
- Socket quick release mechanism
- Chrome Vanadium Steel (Cr-V) for high durability
- Meets & exceeds international ANSI & DIN standard

SP24305

DETACHABLE RATCHET HEAD
EXTENSION HANDLE AVAILABLE FOR WHERE EXTRA LEVERAGE IS NEEDED



3/4"DR FLEX HANDLE JUMBO - 475MM STEEL HANDLE

- Steel handle
- Hinged joint head
- 475mm long
- Detachable Handle - Extension handle available (SP24325) for where extra leverage is needed
- Knurling on bars allows for improved grip, especially useful in oily/greasy conditions
- Chrome Vanadium Steel (Cr-V) for high durability
- Meets & exceeds international ANSI & DIN standard

SP24310

DETACHABLE FLEX HEAD
EXTENSION HANDLE AVAILABLE FOR WHERE EXTRA LEVERAGE IS NEEDED



3/4"DR EXTENSION HANDLE JUMBO STEEL HANDLE

- Steel handle
- Extension from 450mm to 750mm
- Telescopic extension handle suitable for use with SP 3/4"Dr Ratchet (SP24305) & 3/4"Dr Flex Handle (SP24310)
- Knurling on bars allows for improved grip, especially useful in oily/greasy conditions
- Chrome Vanadium Steel (Cr-V) for high durability
- Meets & exceeds international ANSI & DIN standard

SP24325

EXTENDABLE 450mm to 750mm

ADD EXTRA LEVERAGE TO YOUR 3/4" RATCHET OR FLEX HANDLE

04 | IMPACT SOCKETS & ACCESSORIES

ALL SP TOOLS IMPACT SOCKETS AND ACCESSORIES ARE MANUFACTURED FROM HIGH GRADE CHROME MOLYBDENUM STEEL AND EXCEED INTERNATIONAL DIN STANDARDS. DESIGNED TO WITHSTAND THE RIGOURS OF INDUSTRIAL AND TRADE USE.

DIN

FLAT DRIVE TECHNOLOGY

FLAT DRIVE TECHNOLOGY MAXIMISES CONTACT ON THE FLAT SIDES OF THE BOLT OR NUT, NOT THE POINTS.



SUB-CATEGORIES:

1/2"DR IMPACT SOCKET SETS	182
3/4"DR IMPACT SOCKET SETS	184
1"DR IMPACT SOCKET SETS	185
IMPACT SOCKET RAIL SETS	186
INDIVIDUAL 3/8" IMPACT SOCKETS & ACCESSORIES	188
INDIVIDUAL 1/2" IMPACT SOCKETS & ACCESSORIES	190
INDIVIDUAL 3/4" IMPACT SOCKETS & ACCESSORIES	193
INDIVIDUAL 1" IMPACT SOCKETS & ACCESSORIES	196
INDIVIDUAL 1-1/2" IMPACT SOCKETS & ACCESS.	199
INDIVIDUAL 2-1/2" IMPACT SOCKETS & ACCESS.	201

> 1/2" DR IMPACT SOCKET SETS

SP20310

1/2" DR IMPACT SOCKET SET METRIC ONLY 15 PIECE

6 Point

CONTENTS

- 1/2" DR IMPACT SOCKETS & ACCESSORIES
- 10, 11, 12, 13, 14, 15, 17, 18, 19, 21, 22 & 24mm
 - Impact Extension Bars - 75mm & 125mm
 - Impact Universal Joint

SP20315

1/2" DR IMPACT SOCKET SET SAE ONLY 14 PIECE

6 Point

CONTENTS

- 1/2" DR IMPACT SOCKETS & ACCESSORIES
- 3/8, 7/16, 1/2, 9/16, 5/8, 11/16, 3/4, 13/16, 7/8, 15/16 & 1"
 - Impact Extension Bars - 75mm & 125mm
 - Impact Universal Joint



- Flat drive technology offers maximum contact and grip
- Trade tough - suitable for use with pneumatic and electric/cordless impact wrenches
- Premium quality, high strength Chrome Molybdenum steel (Cr-Mo) for extreme durability
- Tools housed in a heavy duty steel case
- Manufactured to DIN standards

SP20320

1/2" DR IMPACT SOCKET SET DEEP - METRIC ONLY 15 PIECE

6 Point

CONTENTS

- 1/2" DR IMPACT SOCKETS & ACCESSORIES
- 10, 11, 12, 13, 14, 15, 17, 18, 19, 21, 22 & 24mm
 - Impact Extension Bars - 75mm & 125mm
 - Impact Universal Joint

SP20325

1/2" DR IMPACT SOCKET SET DEEP - SAE ONLY 14 PIECE

6 Point

CONTENTS

- 1/2" DR IMPACT SOCKETS & ACCESSORIES
- 3/8, 7/16, 1/2, 9/16, 5/8, 11/16, 3/4, 13/16, 7/8, 15/16 & 1"
 - Impact Extension Bars - 75mm & 125mm
 - Impact Universal Joint

- Flat drive technology offers maximum contact and grip
- Trade tough - suitable for use with pneumatic and electric/cordless impact wrenches
- Premium quality, high strength Chrome Molybdenum steel (Cr-Mo) for extreme durability
- Tools housed in a heavy duty steel case
- Manufactured to DIN standards

SP20370

1/2" DR IMPACT SOCKET SET INHEX - METRIC ONLY 9 PIECE

CONTENTS

- 1/2" DR IMPACT SOCKETS & ACCESSORIES
- 4, 5, 6, 7, 8, 10, 12, 14 & 17mm

SP20375

1/2" DR IMPACT SOCKET SET INHEX - SAE ONLY 9 PIECE

CONTENTS

- 1/2" DR IMPACT SOCKETS & ACCESSORIES
- 3/16, 7/32, 1/4, 5/16, 3/8, 7/16, 1/2, 9/16 & 5/8"



- Flat drive technology offers maximum contact and grip
- Trade tough - suitable for use with pneumatic and electric/cordless impact wrenches
- Premium quality, high strength Chrome Molybdenum steel (Cr-Mo) for extreme durability
- Tools housed in a heavy duty steel case
- Manufactured to DIN standards



SP20380

1/2" DR IMPACT SOCKET SET TORX ONLY 9 PIECE

CONTENTS

- 1/2" DR IMPACT SOCKETS & ACCESSORIES
- T20, T25, T30, T40, T45, T50, T55, T60 & T70

- Flat drive technology offers maximum contact and grip
- Trade tough - suitable for use with pneumatic and electric/cordless impact wrenches
- Premium quality, high strength Chrome Molybdenum steel (Cr-Mo) for extreme durability
- Tools housed in a heavy duty steel case
- Manufactured to DIN standards

> **3/4" DR**
IMPACT SOCKET SETS

> **1" DR**
IMPACT SOCKET SETS



SP20410

**3/4" DR IMPACT SOCKET SET
METRIC ONLY
8 PIECE**



3/4" DR IMPACT SOCKETS
• 24, 27, 30, 32, 34, 36, 41 & 46mm

SP20415

**3/4" DR IMPACT SOCKET SET
SAE ONLY
8 PIECE**



3/4" DR IMPACT SOCKETS
• 1, 1-1/16, 1-1/8, 1-1/4, 1-5/16, 1-3/8, 1-7/16 & 1-1/2"

- Flat drive technology offers maximum contact and grip
- Trade tough - suitable for use with pneumatic and electric/cordless impact wrenches
- Premium quality, high strength Chrome Molybdenum steel (Cr-Mo) for extreme durability
- Tools housed in a heavy duty steel case
- Manufactured to DIN standards



SP20510

**1" DR IMPACT SOCKET SET
METRIC ONLY
9 PIECE**



1" DR IMPACT SOCKETS
• 27, 30, 32, 34, 36, 38, 41, 46 & 50mm

SP20515

**1" DR IMPACT SOCKET SET
SAE ONLY
9 PIECE**



1" DR IMPACT SOCKETS
• 1, 1-1/8, 1-1/4, 1-3/8, 1-1/2, 1-5/8, 1-3/4, 1-7/8 & 2"

- Flat drive technology offers maximum contact and grip
- Trade tough - suitable for use with pneumatic and electric/cordless impact wrenches
- Premium quality, high strength Chrome Molybdenum steel (Cr-Mo) for extreme durability
- Tools housed in a heavy duty steel case
- Manufactured to DIN standards



SP20420

**3/4" DR IMPACT SOCKET SET
DEEP - METRIC ONLY
8 PIECE**



3/4" DR IMPACT SOCKETS
• 24, 27, 30, 32, 34, 36, 41 & 46mm

SP20425

**3/4" DR IMPACT SOCKET SET
DEEP - SAE ONLY
8 PIECE**



3/4" DR IMPACT SOCKETS
• 1, 1-1/16, 1-1/8, 1-1/4, 1-5/16, 1-3/8, 1-7/16 & 1-1/2"

- Flat drive technology offers maximum contact and grip
- Trade tough - suitable for use with pneumatic and electric/cordless impact wrenches
- Premium quality, high strength Chrome Molybdenum steel (Cr-Mo) for extreme durability
- Tools housed in a heavy duty steel case
- Manufactured to DIN standards



IMPACT SOCKET RAILS

FEATURES:

- Flat drive technology offers maximum contact and grip
- Trade tough - suitable for use with pneumatic and electric/cordless impact wrenches
- Premium quality, high strength Chrome Molybdenum steel (Cr-Mo) for extreme durability
- Manufactured to DIN standards

DIN

3/8"DR IMPACT SOCKET RAIL SETS



3/8"DR IMPACT SOCKET RAIL SET METRIC ONLY 10 PIECE

- 10, 11, 12, 13, 14, 15, 16, 17, 18 & 19mm Impact Sockets
- 1 x Socket Rail

6 Point **SP20250**

1/2"DR IMPACT SOCKET RAIL SETS

- Flat drive technology offers maximum contact and grip
- Trade tough - suitable for use with pneumatic and electric/cordless impact wrenches
- Premium quality, high strength Chrome Molybdenum steel (Cr-Mo) for extreme durability
- Manufactured to DIN standards



1/2"DR IMPACT SOCKET RAIL SET DEEP - METRIC ONLY 11 PIECE

- 10, 12, 13, 14, 15, 17, 18, 19, 21, 22 & 24mm Deep Impact Sockets
- 1 x Socket Rail

6 Point **SP20360**



1/2"DR IMPACT SOCKET RAIL SET SAE ONLY 11 PIECE

- 3/8, 7/16, 1/2, 9/16, 5/8, 11/16, 3/4, 13/16, 7/8, 15/16 & 1" Impact Sockets
- 1 x Socket Rail

6 Point **SP20361**



3/8"DR IMPACT SOCKET RAIL SET DEEP - METRIC ONLY 10 PIECE

- 10, 11, 12, 13, 14, 15, 16, 17, 18 & 19mm Impact Sockets
- 1 x Socket Rail

6 Point **SP20260**



3/8"DR IMPACT SOCKET RAIL SET STUBBY - METRIC ONLY 10 PIECE

- 10, 11, 12, 13, 14, 15, 16, 17, 18 & 19mm Impact Sockets
- 1 x Socket Rail

6 Point **SP20255**



1/2"DR IMPACT SOCKET RAIL SET STUBBY - METRIC ONLY 12 PIECE

- 10, 11, 12, 13, 14, 15, 16, 17, 19, 21, 22, 24mm Impact Sockets
- 1 x Socket Rail

6 Point **SP20355**



1/2"DR IMPACT SOCKET RAIL SET TAMPER SPLINE 8 PIECE

- 4x 44mm (L): M12, M14, M16, M18
- 4x 77mm (L): M12, M14, M16, M18

SP20385

1/2"DR IMPACT SOCKET RAIL SETS



1/2"DR IMPACT SOCKET RAIL SET METRIC ONLY 11 PIECE

- 10, 12, 13, 14, 15, 17, 18, 19, 21, 22 & 24mm Impact Sockets
- 1 x Socket Rail

6 Point **SP20350**



1/2"DR IMPACT SOCKET RAIL SET SAE ONLY 11 PIECE

- 3/8, 7/16, 1/2, 9/16, 5/8, 11/16, 3/4, 13/16, 7/8, 15/16 & 1" Impact Sockets
- 1 x Socket Rail

6 Point **SP20351**



1/2"DR IMPACT SOCKET RAIL SET WHEEL NUT - METRIC ONLY 5 PIECE

- 14, 17, 19, 21 & 22mm
- 1 x Socket Rail

6 Point **SP20390**

- Ideal for quick tyre changes
- Sockets are sleeved to protect alloy wheels and nuts
- Colour coded for easy size selection
- 1/2 sq. drive
- Molybdenum steel (Cr-Mo)
- Hardened, tempered and anodised for corrosion resistance



3/4"DR IMPACT SOCKET RAIL SET DOUBLE SQUARE - METRIC ONLY 3 PIECE

- 17, 19 and 21mm Square Impact Sockets
- 1 x Socket Rail

SP20470

INDIVIDUAL IMPACT SOCKETS & ACCS.

3/8"DR INDIVIDUAL IMPACT SOCKETS

3/8"DR IMPACT SOCKETS METRIC



SIZE	MODEL
7mm	SP22707
8mm	SP22708
9mm	SP22709
10mm	SP22710
11mm	SP22711
12mm	SP22712
13mm	SP22713
14mm	SP22714
15mm	SP22715
16mm	SP22716
17mm	SP22717
18mm	SP22718
19mm	SP22719
20mm	SP22720
21mm	SP22721
22mm	SP22722

3/8"DR IMPACT SOCKETS SAE



SIZE	MODEL
1/4"	SP22751
5/16"	SP22752
3/8"	SP22753
7/16"	SP22754
1/2"	SP22755
9/16"	SP22756
5/8"	SP22757
11/16"	SP22758
3/4"	SP22759
13/16"	SP22760
7/8"	SP22761

3/8"DR DEEP IMPACT SOCKETS METRIC



SIZE	MODEL
7mm	SP22807
8mm	SP22808
9mm	SP22809
10mm	SP22810
11mm	SP22811
12mm	SP22812
13mm	SP22813
14mm	SP22814
15mm	SP22815
16mm	SP22816
17mm	SP22817
18mm	SP22818
19mm	SP22819
20mm	SP22820
21mm	SP22821
22mm	SP22822

3/8"DR DEEP IMPACT SOCKETS SAE



SIZE	MODEL
5/4"	SP22851
5/16"	SP22852
3/8"	SP22853
7/16"	SP22854
1/2"	SP22855
9/16"	SP22856
5/8"	SP22857
11/16"	SP22858
3/4"	SP22859
13/16"	SP22860
7/8"	SP22861

3/8"DR INDIVIDUAL IMPACT SOCKETS

3/8"DR IMPACT SOCKETS INHEX - METRIC



SIZE	MODEL
4mm	SP22904
5mm	SP22905
6mm	SP22906
7mm	SP22907
8mm	SP22908
9mm	SP22909
10mm	SP22910

3/8"DR IMPACT SOCKETS INHEX - SAE



SIZE	MODEL
1/4"	SP22953
9/32"	SP22954
5/16"	SP22955
3/8"	SP22956
7/16"	SP22957
1/2"	SP22958
9/16"	SP22959
5/8"	SP22960

3/8"DR IMPACT EXTENSION BARS



3/8"DR IMPACT EXTENSION BARS INDIVIDUAL

LENGTH	MODEL
75mm	SP22345
150mm	SP22346
250mm	SP22347

- Extensions are extremely useful for reaching and accessing hard to reach nuts and bolts in engine bays
- High strength Chrome Molybdenum (Cr-Mo) for high durability
- Trade tough - suitable for use with pneumatic and electric impact wrenches
- Manufactured to DIN standards

3/8"DR UNIVERSAL IMPACT JOINTS & ADAPTORS

3/8"DR UNIVERSAL IMPACT JOINT



- Flexible Joint - Ideal for accessing hard to reach nuts and bolts
- Chrome Molybdenum (Cr-Mo) for high durability
- Meets & exceeds international DIN standard

SP22350

3/8"DR IMPACT ADAPTOR



SIZE	MODEL
1/2" M	SP22356

- Adaptor allows for sockets from other drives to be used on non-corresponding ratchet handles
- Chrome Molybdenum (Cr-Mo) for high durability

1/2"DR INDIVIDUAL IMPACT SOCKETS

1/2"DR IMPACT SOCKETS METRIC



SIZE	MODEL
8mm	SP23708
10mm	SP23710
11mm	SP23711
12mm	SP23712
13mm	SP23713
14mm	SP23714
15mm	SP23715
16mm	SP23716
17mm	SP23717
18mm	SP23718
19mm	SP23719
20mm	SP23720
21mm	SP23721
22mm	SP23722
23mm	SP23723
24mm	SP23724
26mm	SP23726
27mm	SP23727
30mm	SP23730
32mm	SP23732
33mm	SP23733
34mm	SP23734
35mm	SP23735
36mm	SP23736

1/2"DR IMPACT SOCKETS SAE



SIZE	MODEL
5/16"	SP23752
3/8"	SP23753
7/16"	SP23754
1/2"	SP23755
9/16"	SP23756
5/8"	SP23757
11/16"	SP23758
3/4"	SP23759
13/16"	SP23760
7/8"	SP23761
5/16"	SP23762
1"	SP23763
1-1/16"	SP23764
1-1/8"	SP23765
1-3/16"	SP23766
1-1/4"	SP23767
1-5/16"	SP23768
1-3/8"	SP23769
1-7/16"	SP23770
1-1/2"	SP23771

1/2"DR DEEP IMPACT SOCKETS METRIC



SIZE	MODEL
8mm	SP23808
10mm	SP23810
11mm	SP23811
12mm	SP23812
13mm	SP23813
14mm	SP23814
15mm	SP23815
16mm	SP23816
17mm	SP23817
18mm	SP23818
19mm	SP23819
20mm	SP23820
21mm	SP23821
22mm	SP23822
23mm	SP23823
24mm	SP23824
26mm	SP23826
27mm	SP23827
30mm	SP23830
32mm	SP23832
33mm	SP23833
34mm	SP23834
35mm	SP23835
36mm	SP23836

1/2"DR INDIVIDUAL SOCKETS

1/2"DR DEEP IMPACT SOCKETS SAE



SIZE	MODEL
5/16"	SP23852
3/8"	SP23853
7/16"	SP23854
1/2"	SP23855
9/16"	SP23856
5/8"	SP23857
11/16"	SP23858
3/4"	SP23859
13/16"	SP23860
7/8"	SP23861
15/16"	SP23862
1"	SP23863
1-1/16"	SP23864
1-1/8"	SP23865
1-3/16"	SP23866
1-1/4"	SP23867
1-5/16"	SP23868
1-3/8"	SP23869
1-7/16"	SP23870
1-1/2"	SP23871

1/2"DR IMPACT SOCKETS WHEEL NUT - METRIC



SIZE	MODEL
14mm	SP20391
17mm	SP20393
19mm	SP20395
21mm	SP20396
22mm	SP20397
24mm	SP20398

- Ideal for quick tyre changes
- Sockets are sleeved to protect alloy wheels and nuts
- Colour coded for easy size selection 1/2 sq. drive
- Molybdenum steel (Cr-Mo)
- Hardened, tempered and anodised for corrosion resistance

1/2"DR IMPACT SOCKETS FLIP - METRIC



SIZE	MODEL
17mm x 19mm	SP23890
19mm x 21mm	SP23892
21mm x 22mm	SP23894

- Flip Sockets are ideal for frequent work with wheels, rims and wheel nuts/lug nuts
- Makes wheel removal quick and easy
- High strength Chrome Molybdenum
- Trade tough - suitable for use with pneumatic and electric impact wrenches
- Manufactured to DIN standards

1/2"DR IMPACT SOCKETS INHEX - METRIC



SIZE	MODEL
4mm	SP23904
5mm	SP23905
6mm	SP23906
7mm	SP23907
8mm	SP23908
9mm	SP23909
10mm	SP23910
12mm	SP23912
14mm	SP23914
17mm	SP23917
19mm	SP23919

1/2"DR IMPACT SOCKETS INHEX - SAE



SIZE	MODEL
3/16"	SP23951
7/32"	SP23952
1/4"	SP23953
9/32"	SP23954
5/16"	SP23955
3/8"	SP23956
7/16"	SP23957
1/2"	SP23958
9/16"	SP23959
5/8"	SP23960
11/16"	SP23961
3/4"	SP23962

1/2"DR IMPACT SOCKETS TORX



SIZE	MODEL
T20	SP23981
T25	SP23982
T30	SP23984
T40	SP23985
T45	SP23986
T50	SP23987
T55	SP23988
T60	SP23989
T70	SP23990

1/2"DR IMPACT EXTENSION BARS



1/2"DR IMPACT EXTENSION BARS INDIVIDUAL

LENGTH	MODEL
75mm	SP23345
125mm	SP23346
250mm	SP23347
300mm	SP23348

- Extensions are extremely useful for reaching and accessing hard to reach nuts and bolts in engine bays
- High strength Chrome Molybdenum (Cr-Mo) for high durability
- Trade tough - suitable for use with pneumatic and electric impact wrenches
- Manufactured to DIN standards

1/2"DR UNIVERSAL IMPACT JOINTS & ADAPTORS

1/2"DR UNIVERSAL IMPACT JOINT



- Flexible Joint - Ideal for accessing hard to reach nuts and bolts
- Chrome Molybdenum (Cr-Mo) for high durability
- Meets & exceeds international DIN standard

SP23350

1/2"DR IMPACT ADAPTOR



SIZE	MODEL
3/8" M	SP23355
3/4" M	SP23356

- Adaptor allows for sockets from other drives to be used on non-corresponding ratchet handles
- Chrome Molybdenum (Cr-Mo) for high durability

3/4"DR INDIVIDUAL IMPACT SOCKETS

3/4"DR IMPACT SOCKETS METRIC



SIZE	MODEL
17mm	SP24717
18mm	SP24718
19mm	SP24719
20mm	SP24720
21mm	SP24721
22mm	SP24722
23mm	SP24723
24mm	SP24724
25mm	SP24725
26mm	SP24726
27mm	SP24727
28mm	SP24728
29mm	SP24729
30mm	SP24730
32mm	SP24732
33mm	SP24733
34mm	SP24734
35mm	SP24735
36mm	SP24736
38mm	SP24738
39mm	SP24739
41mm	SP24741
46mm	SP24746
50mm	SP24750
52mm	SP24752
54mm	SP24754
55mm	SP24755
56mm	SP24756
60mm	SP24760
65mm	SP24701
67mm	SP24702
70mm	SP24703

3/4"DR IMPACT SOCKETS SAE



SIZE	MODEL
5/8"	SP24794
11/16"	SP24795
3/4"	SP24796
13/16"	SP24797
7/8"	SP24761
5/16"	SP24762
1"	SP24763
1-1/16"	SP24764
1-1/8"	SP24765
1-3/16"	SP24766
1-1/4"	SP24767
1-5/16"	SP24768
1-3/8"	SP24769
1-7/16"	SP24770
1-1/2"	SP24771
1-9/16"	SP24772
1-5/8"	SP24773
1-11/16"	SP24774
1-3/4"	SP24775
1-13/16"	SP24776
1-7/8"	SP24777
1-15/16"	SP24778
2"	SP24779
2-1/16"	SP24780
2-1/8"	SP24781
2-3/16"	SP24782
2-1/4"	SP24783
2-5/16"	SP24784
2-3/8"	SP24785
2-7/16"	SP24786
2-1/2"	SP24787

3/4"DR IMPACT SOCKETS BUD WHEEL - METRIC



- High strength Chrome Molybdenum
- Trade tough
- Manufactured to DIN standards

SIZE	MODEL
35mm x 17mm	SP24905
41mm x 21mm	SP24908

3/4"DR IMPACT SOCKETS DOUBLE SQUARE METRIC



- High strength Chrome Molybdenum
- Trade tough
- Manufactured to DIN standards

SIZE	MODEL
17mm	SP24917
19mm	SP24919
20mm	SP24920
21mm	SP24921

3/4"DR IMPACT EXTENSION BARS

3/4"DR DEEP IMPACT SOCKETS METRIC



SIZE	MODEL
17mm	SP24817
18mm	SP24818
19mm	SP24819
21mm	SP24821
22mm	SP24822
24mm	SP24824
26mm	SP24826
27mm	SP24827
28mm	SP24828
30mm	SP24830
32mm	SP24832
33mm	SP24833
34mm	SP24834
35mm	SP24835
36mm	SP24836
38mm	SP24838
41mm	SP24841
46mm	SP24846
50mm	SP24850
52mm	SP24852
54mm	SP24854
55mm	SP24855
60mm	SP24860
65mm	SP24801
67mm	SP24802

3/4"DR DEEP IMPACT SOCKETS SAE



SIZE	MODEL
5/8"	SP24894
1 1/16"	SP24895
3/4"	SP24896
7/8"	SP24861
5/16"	SP24862
1"	SP24863
1-1/16"	SP24864
1-1/8"	SP24865
1-3/16"	SP24866
1-1/4"	SP24867
1-5/16"	SP24868
1-3/8"	SP24869
1-7/16"	SP24870
1-1/2"	SP24871
1-9/16"	SP24872
1-5/8"	SP24873
1-11/16"	SP24874
1-3/4"	SP24875
1-13/16"	SP24876
1-7/8"	SP24877
1-15/16"	SP24878
2"	SP24879
2-1/16"	SP24880
2-1/8"	SP24881
2-3/16"	SP24882
2-1/4"	SP24883
2-3/8"	SP24885
2-1/2"	SP24887

3/4"DR IMPACT SOCKETS INHEX - METRIC



SIZE	MODEL
10mm	SP24930
12mm	SP24932
14mm	SP24934
17mm	SP24937
19mm	SP24939
22mm	SP24942
24mm	SP24944
27mm	SP24947

3/4"DR IMPACT SOCKETS INHEX - SAE



SIZE	MODEL
1/2"	SP24958
9/16"	SP24959
5/8"	SP24960
11/16"	SP24961
3/4"	SP24962
13/16"	SP24963
7/8"	SP24964
1"	SP24965

3/4"DR INDIVIDUAL IMPACT SOCKETS



3/4"DR IMPACT EXTENSION BARS INDIVIDUAL

LENGTH	MODEL
100mm	SP24345
175mm	SP24346
250mm	SP24347
330mm	SP24348

- Extensions are extremely useful for reaching and accessing hard to reach nuts and bolts in engine bays
- High strength Chrome Molybdenum (Cr-Mo) for high durability
- Trade tough - suitable for use with pneumatic and electric impact wrenches
- Manufactured to DIN standards

3/4"DR UNIVERSAL IMPACT JOINTS & ADAPTORS

3/4"DR UNIVERSAL IMPACT JOINT



- Flexible Joint - Ideal for accessing hard to reach nuts and bolts
- Chrome Molybdenum (Cr-Mo) for high durability
- Meets & exceeds international DIN standard

SP24350

3/4"DR IMPACT ADAPTOR



SIZE	MODEL
1/2" M	SP24355
1" M	SP24356

- Adaptor allows for sockets from other drives to be used on non-corresponding ratchet handles
- Chrome Molybdenum (Cr-Mo) for high durability

1"DR IMPACT EXTENSION BARS

**1"DR IMPACT SOCKETS
METRIC**



SIZE	MODEL	SIZE	MODEL
19mm	SP25719	47mm	SP25747
20mm	SP25720	48mm	SP25748
21mm	SP25721	50mm	SP25750
22mm	SP25722	52mm	SP25752
24mm	SP25724	53mm	SP25753
25mm	SP25725	54mm	SP25754
26mm	SP25726	55mm	SP25755
27mm	SP25727	56mm	SP25756
28mm	SP25728	57mm	SP25757
29mm	SP25729	58mm	SP25758
30mm	SP25730	60mm	SP25760
32mm	SP25732	63mm	SP25763
33mm	SP25733	65mm	SP25765
34mm	SP25734	70mm	SP25770
35mm	SP25735	75mm	SP25775
36mm	SP25736	80mm	SP25780
38mm	SP25738	85mm	SP25785
40mm	SP25740	90mm	SP25790
41mm	SP25741	95mm	SP25795
42mm	SP25742	100mm	SP25800
43mm	SP25743	105mm	SP25805
44mm	SP25744	110mm	SP25810
45mm	SP25745	115mm	SP25815
46mm	SP25746		

**1"DR IMPACT SOCKETS
SAE**



SIZE	MODEL	SIZE	MODEL
11/16"	SP25858	2-1/4"	SP25883
3/4"	SP25859	2-5/16"	SP25884
13/16"	SP25860	2-3/8"	SP25885
7/8"	SP25861	2-7/16"	SP25886
5/16"	SP25862	2-1/2"	SP25887
1"	SP25863	2-9/16"	SP25888
1-1/16"	SP25864	2-5/8"	SP25889
1-1/8"	SP25865	2-11/16"	SP25890
1-3/16"	SP25866	2-3/4"	SP25891
1-1/4"	SP25867	2-13/16"	SP25892
1-5/16"	SP25868	2-7/8"	SP25893
1-3/8"	SP25869	2-15/16"	SP25894
1-7/16"	SP25870	3"	SP25895
1-1/2"	SP25871	3-1/8"	SP25897
1-9/16"	SP25872	3-1/4"	SP25899
1-5/8"	SP25873	3-3/8"	SP25901
1-11/16"	SP25874	3-1/2"	SP25903
1-3/4"	SP25875	3-5/8"	SP25905
1-13/16"	SP25876	3-3/4"	SP25907
1-7/8"	SP25877	3-7/8"	SP25909
1-15/16"	SP25878	4"	SP25911
2"	SP25879	4-1/8"	SP25913
2-1/16"	SP25880	4-1/4"	SP25915
2-1/8"	SP25881	4-1/2"	SP25916
2-3/16"	SP25882		

**1"DR DEEP IMPACT SOCKETS
METRIC**



SIZE	MODEL	SIZE	MODEL
19mm	SP25919	45mm	SP25945
20mm	SP25920	46mm	SP25946
21mm	SP25921	48mm	SP25948
22mm	SP25922	50mm	SP25950
23mm	SP25923	52mm	SP25952
24mm	SP25924	54mm	SP25954
26mm	SP25926	55mm	SP25955
27mm	SP25927	57mm	SP25957
28mm	SP25928	58mm	SP25958
29mm	SP25929	60mm	SP25960
30mm	SP25930	63mm	SP25963
32mm	SP25932	65mm	SP25965
33mm	SP25933	70mm	SP25970
34mm	SP25934	75mm	SP25975
35mm	SP25935	80mm	SP25980
36mm	SP25936	85mm	SP25985
37mm	SP25937	90mm	SP25990
38mm	SP25938	95mm	SP25995
41mm	SP25941	100mm	SP26000
42mm	SP25942	105mm	SP26005
43mm	SP25943	110mm	SP26010
44mm	SP25944	115mm	SP26015

**1"DR DEEP IMPACT SOCKETS
SAE**



SIZE	MODEL	SIZE	MODEL
11/16"	SP26058	2-1/4"	SP26083
3/4"	SP26059	2-5/16"	SP26084
13/16"	SP26060	2-3/8"	SP26085
7/8"	SP26061	2-7/16"	SP26086
5/16"	SP26062	2-1/2"	SP26087
1"	SP26063	2-9/16"	SP26088
1-1/16"	SP26064	2-5/8"	SP26089
1-1/8"	SP26065	2-11/16"	SP26090
1-3/16"	SP26066	2-3/4"	SP26091
1-1/4"	SP26067	2-13/16"	SP26092
1-5/16"	SP26068	2-7/8"	SP26093
1-3/8"	SP26069	2-15/16"	SP26094
1-7/16"	SP26070	3"	SP26095
1-1/2"	SP26071	3-1/8"	SP26097
1-9/16"	SP26072	3-1/4"	SP26099
1-5/8"	SP26073	3-3/8"	SP26101
1-11/16"	SP26074	3-1/2"	SP26103
1-3/4"	SP26075	3-5/8"	SP26105
1-13/16"	SP26076	3-3/4"	SP26107
1-7/8"	SP26077	3-7/8"	SP26109
1-15/16"	SP26078	4"	SP26111
2"	SP26079	4-1/8"	SP26113
2-1/16"	SP26080	4-1/4"	SP26115
2-1/8"	SP26081	4-1/2"	SP26119
2-3/16"	SP26082		

**1"DR IMPACT SOCKETS
INHEX - METRIC**



SIZE	MODEL
14mm	SP26214
17mm	SP26217
19mm	SP26219
22mm	SP26222
24mm	SP26224
27mm	SP26227
30mm	SP26230
32mm	SP26232

**1"DR IMPACT SOCKETS
INHEX - SAE**



SIZE	MODEL
5/8"	SP26260
11/16"	SP26261
3/4"	SP26262
13/16"	SP26263
7/8"	SP26264
1"	SP26265

1"DR IMPACT EXTENSION BARS



**1"DR IMPACT EXTENSION BARS
INDIVIDUAL**

LENGTH	MODEL
100mm	SP25345
175mm	SP25346
250mm	SP25347
330mm	SP25348

- Extensions are extremely useful for reaching and accessing hard to reach nuts and bolts in engine bays
- High strength Chrome Molybdenum (Cr-Mo) for high durability
- Trade tough - suitable for use with pneumatic and electric impact wrenches
- Manufactured to DIN standards

1"DR UNIVERSAL IMPACT JOINTS & ADAPTORS

**1"DR UNIVERSAL
IMPACT JOINT**



- Flexible Joint - Ideal for accessing hard to reach nuts and bolts
- Chrome Molybdenum (Cr-Mo) for high durability
- Meets & exceeds international DIN standard

SP25350

1"DR IMPACT ADAPTOR



SIZE	MODEL
3/4" M	SP25355
1-1/2" M	SP25357

- Adaptor allows for sockets from other drives to be used on non-corresponding ratchet handles
- Chrome Molybdenum (Cr-Mo) for high durability

1-1/2"DR INDIVIDUAL IMPACT SOCKETS

**1-1/2"DR IMPACT SOCKETS
METRIC**



SIZE	MODEL	SIZE	MODEL
36mm	SP26536	73mm	SP26573
38mm	SP26538	75mm	SP26575
41mm	SP26541	78mm	SP26578
46mm	SP26546	80mm	SP26580
50mm	SP26550	85mm	SP26585
54mm	SP26554	90mm	SP26590
55mm	SP26555	95mm	SP26595
58mm	SP26558	100mm	SP26600
60mm	SP26560	105mm	SP26605
62mm	SP26562	110mm	SP26610
65mm	SP26565	115mm	SP26615
68mm	SP26568	120mm	SP26620
70mm	SP26570	125mm	SP26625

**1-1/2"DR IMPACT SOCKETS
SAE**



SIZE	MODEL	SIZE	MODEL
1-1/2"	SP26671	3-1/8"	SP26697
1-9/16"	SP26672	3-3/16"	SP26698
1-5/8"	SP26673	3-1/4"	SP26699
1-11/16"	SP26674	3-5/16"	SP26700
1-3/4"	SP26675	3-3/8"	SP26701
1-13/16"	SP26676	3-7/16"	SP26702
1-7/8"	SP26677	3-1/2"	SP26703
1-15/16"	SP26678	3-9/16"	SP26704
2"	SP26679	3-5/8"	SP26705
2-1/16"	SP26680	3-11/16"	SP26706
2-1/8"	SP26681	3-3/4"	SP26707
2-3/16"	SP26682	3-13/16"	SP26708
2-1/4"	SP26683	3-7/8"	SP26709
2-5/16"	SP26684	3-15/16"	SP26710
2-3/8"	SP26685	4"	SP26711
2-7/16"	SP26686	4-1/16"	SP26712
2-1/2"	SP26687	4-1/8"	SP26713
2-9/16"	SP26688	4-3/16"	SP26714
2-5/8"	SP26689	4-1/4"	SP26715
2-11/16"	SP26690	4-5/16"	SP26716
2-3/4"	SP26691	4-3/8"	SP26717
2-13/16"	SP26692	4-7/16"	SP26718
2-7/8"	SP26693	4-1/2"	SP26719
2-15/16"	SP26694	4-5/8"	SP26720
3"	SP26695	4-3/4"	SP26721
3-1/16"	SP26696		

1-1/2"DR INDIVIDUAL IMPACT SOCKETS

**1-1/2"DR DEEP IMPACT SOCKETS
METRIC
JUMBO**



SIZE	MODEL	SIZE	MODEL
41mm	SP26741	76mm	SP26776
46mm	SP26746	78mm	SP26778
50mm	SP26750	80mm	SP26780
54mm	SP26754	85mm	SP26785
55mm	SP26755	90mm	SP26790
57mm	SP26757	95mm	SP26795
60mm	SP26760	100mm	SP26800
62mm	SP26762	105mm	SP26805
65mm	SP26765	110mm	SP26810
70mm	SP26770	115mm	SP26815
73mm	SP26773	120mm	SP26820
75mm	SP26775		

**1-1/2"DR DEEP IMPACT SOCKETS
SAE
JUMBO**



SIZE	MODEL	SIZE	MODEL
1-5/8"	SP26873	3-3/16"	SP26898
1-11/16"	SP26874	3-1/4"	SP26899
1-3/4"	SP26875	3-5/16"	SP26900
1-13/16"	SP26876	3-3/8"	SP26901
1-7/8"	SP26877	3-7/16"	SP26902
1-15/16"	SP26878	3-1/2"	SP26903
2"	SP26879	3-9/16"	SP26904
2-1/16"	SP26880	3-5/8"	SP26905
2-1/8"	SP26881	3-11/16"	SP26906
2-3/16"	SP26882	3-3/4"	SP26907
2-1/4"	SP26883	3-13/16"	SP26908
2-5/16"	SP26884	3-7/8"	SP26909
2-3/8"	SP26885	3-15/16"	SP26910
2-7/16"	SP26886	4"	SP26911
2-1/2"	SP26887	4-1/16"	SP26912
2-9/16"	SP26888	4-1/8"	SP26913
2-5/8"	SP26889	4-3/16"	SP26914
2-11/16"	SP26890	4-1/4"	SP26915
2-3/4"	SP26891	4-5/16"	SP26916
2-13/16"	SP26892	4-3/8"	SP26917
2-7/8"	SP26893	4-7/16"	SP26918
2-15/16"	SP26894	4-1/2"	SP26919
3"	SP26895	4-5/8"	SP26921
3-1/16"	SP26896	4-3/4"	SP26923
3-1/8"	SP26897		

2-1/2"DR INDIVIDUAL IMPACT SOCKETS

**2-1/2"DR DEEP IMPACT SOCKETS
METRIC
INDUSTRIAL JUMBO**



SIZE	MODEL	SIZE	MODEL
75mm	SP27075	135mm	SP27135
76mm	SP27076	140mm	SP27140
80mm	SP27080	145mm	SP27145
85mm	SP27085	150mm	SP27150
90mm	SP27090	155mm	SP27155
95mm	SP27095	160mm	SP27160
100mm	SP27100	165mm	SP27165
105mm	SP27105	170mm	SP27170
110mm	SP27110	175mm	SP27175
115mm	SP27115	180mm	SP27180
120mm	SP27120	185mm	SP27185
125mm	SP27125	190mm	SP27190
130mm	SP27130	200mm	SP27200

**2-1/2"DR DEEP IMPACT SOCKETS
SAE
INDUSTRIAL JUMBO**



SIZE	MODEL	SIZE	MODEL
3"	SP27295	5-3/8"	SP27333
3-1/8"	SP27297	5-1/2"	SP27335
3-1/4"	SP27299	5-5/8"	SP27337
3-3/8"	SP27301	5-3/4"	SP27339
3-1/2"	SP27303	5-7/8"	SP27341
3-5/8"	SP27305	6"	SP27343
3-3/4"	SP27307	6-1/8"	SP27345
3-7/8"	SP27309	6-1/4"	SP27347
4"	SP27311	6-3/8"	SP27349
4-1/8"	SP27313	6-1/2"	SP27351
4-1/4"	SP27315	6-5/8"	SP27353
4-3/8"	SP27317	6-3/4"	SP27355
4-1/2"	SP27319	6-7/8"	SP27357
4-5/8"	SP27321	7"	SP27359
4-3/4"	SP27323	7-1/2"	SP27367
4-7/8"	SP27325	7-5/8"	SP27369
5"	SP27327	7-7/8"	SP27373
5-1/8"	SP27329	8"	SP27375
5-1/4"	SP27331		

05 | SPANNERS & SHIFTERS

ALL SP TOOLS SPANNERS ARE MANUFACTURED FROM HIGH GRADE CHROME VANADIUM STEEL AND EXCEED INTERNATIONAL DIN AND ANSI STANDARDS. DESIGNED TO WITHSTAND THE RIGOURS OF INDUSTRIAL AND TRADE USE.



FLAT DRIVE TECHNOLOGY

FLAT DRIVE TECHNOLOGY MAXIMISES CONTACT ON THE FLAT SIDES OF THE BOLT OR NUT, NOT THE POINTS.



11pc Metric 15°
Geardrive Spanners
Model: SP10111



SUB-CATEGORIES:

COMBINATION RING OPEN END SPANNER SETS	205
GEAR DRIVE RING OPEN END SPANNER SETS	210
FLEX HEAD GEAR DRIVE ROE SPANNER SETS	214
SPEED DRIVE GEAR DRIVE ROE SPANNER SETS	216
DOUBLE GEAR DRIVE RING SPANNER SETS	218
BOX GEAR DRIVE DOUBLE RING SPANNER SETS	219
LOCKING FLEX HEAD GEAR DRIVE SPANNER SETS	220
DOUBLE BOX RING SPANNER SETS	221
DOUBLE RING SPANNER SETS	223
FLARE NUT SPANNER SETS	224
FLEX HEAD FLARE NUT SPANNER SETS	225
FLEX CROWFOOT NUT SPANNER SETS	225
E-TORX DOUBLE RING SPANNER SETS	226
INDIVIDUAL COMBINATION ROE SPANNERS	227
INDIVIDUAL GEAR DRIVE ROE SPANNERS	229
INDIVIDUAL FLEX HEAD GEAR DRIVE ROE SPANNERS	231
INDIVIDUAL SPEED DRIVE GEAR DRIVE ROE SPANNERS	232
INDIVIDUAL DOUBLE GEAR DRIVE RING SPANNERS	233
INDIVIDUAL BOX GEAR DRIVE DOUBLE RING SPANNERS	233
INDIVIDUAL LOCKING FLEX HEAD GEAR DRIVE SPANNERS	234
INDIVIDUAL DOUBLE BOX RING SPANNERS	234
INDIVIDUAL DOUBLE RING SPANNERS	235
INDIVIDUAL FLARE NUT SPANNERS	236
INDIVIDUAL FLEX HEAD FLARE NUT SPANNERS	237
INDIVIDUAL FLEX CROWFOOT NUT SPANNERS	237
INDIVIDUAL E-TORX DOUBLE RING SPANNERS	237
SHIFTERS	238
CONSTRUCTION ADJUSTABLE WRENCHES	239
PODGER BARS	239

SUPERIOR GRIP

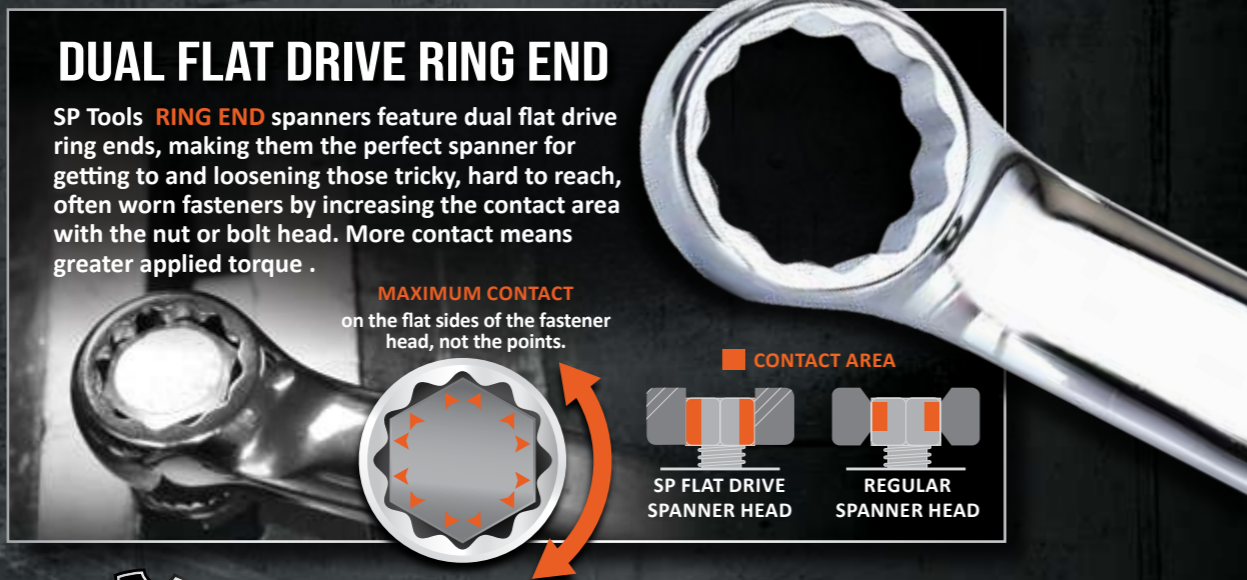
QUAD DRIVE

SP Tools patented **QUAD DRIVE** open end offers 4 times the gripping power of a standard ROE spanner by wrapping around the fastener and maximising the contact on the flat sides of the fastener head, not the points.



DUAL FLAT DRIVE RING END

SP Tools **RING END** spanners feature dual flat drive ring ends, making them the perfect spanner for getting to and loosening those tricky, hard to reach, often worn fasteners by increasing the contact area with the nut or bolt head. More contact means greater applied torque.



GEAR DRIVE

SP Tools patented **GEAR DRIVE** spanners are precisely machined with deeper gears for greater torque loading and reliability with 72 teeth that only require 5° of space per turn. The ratchet head allows the spanner to travel without having the need to remove the spanner from the fastener.



SPANNER SETS
COMBINATION RING OPEN END

- Small head profile designed for working in confined spaces
- Tough triple chrome, high polish finish
- Chrome Vanadium Steel (Cr-V) for high durability

15° OFFSET - STUBBY



SP10027
COMBINATION ROE QUAD DRIVE SPANNER SET
STUBBY - METRIC - 11 PIECE
CONTENTS
• 8, 10, 11, 12, 13, 14, 15, 16, 17, 18 & 19mm



SP10077
COMBINATION ROE QUAD DRIVE SPANNER SET
STUBBY - SAE - 8 PIECE
CONTENTS
• 5/16, 3/8, 7/16, 1/2, 9/16, 5/8, 11/16 & 3/4"

15° OFFSET - STANDARD



SP10011
COMBINATION ROE QUAD DRIVE SPANNER SET
METRIC - 11 PIECE
CONTENTS
• 8, 10, 11, 12, 13, 14, 15, 16, 17, 19 & 22mm



SP10061
COMBINATION ROE QUAD DRIVE SPANNER SET
SAE - 11 PIECE
CONTENTS
• 1/4, 5/16, 3/8, 7/16, 1/2, 9/16, 5/8, 11/16, 3/4, 13/16 & 7/8"

15° OFFSET - STANDARD CONTINUED

- DUAL FLAT DRIVE TECHNOLOGY - The dual flat ring end design allows for maximum contact between the tool and fastener. The extra contact means the applied torque can be increased and risk of damage to the fastener is decreased.
- Small head profile designed for working in confined spaces.

- Tough triple chrome, high polish finish.
- Chrome Vanadium Steel (Cr-V) for high durability.
- Meets & exceeds international ANSI & DIN standard.



SP10014
COMBINATION ROE QUAD DRIVE SPANNER SET METRIC - 14 PIECE
 CONTENTS
 • 6, 7, 8, 9, 10, 11, 12, 13, 14, 15, 16, 17, 18 & 19mm



SP10063
COMBINATION ROE QUAD DRIVE SPANNER SET SAE - 13 PIECE
 CONTENTS
 • 1/4, 5/16, 3/8, 7/16, 1/2, 9/16, 5/8, 11/16, 3/4, 13/16, 7/8, 15/16 & 1"

888 SERIES - 15° OFFSET - STANDARD



T810009
COMBINATION ROE SPANNER SET 888 SERIES METRIC - 9 PIECE
 CONTENTS
 • 10, 11, 12, 13, 14, 15, 17, 18 & 19mm



T810057
COMBINATION ROE SPANNER SET 888 SERIES SAE - 7 PIECE
 CONTENTS
 • 3/8, 7/16, 1/2, 9/16, 5/8, 11/16 & 3/4"

CONTINUED **15° OFFSET - STANDARD**



T810016
COMBINATION ROE SPANNER SET 888 SERIES METRIC - 16 PIECE
 CONTENTS
 • 6, 7, 8, 9, 10, 11, 12, 13, 14, 15, 16, 17, 18, 19, 20, 21, 22, 23 & 24mm



T810061
COMBINATION ROE SPANNER SET 888 SERIES SAE - 11 PIECE
 CONTENTS
 • 1/4, 5/16, 3/8, 7/16, 1/2, 9/16, 5/8, 11/16, 3/4, 13/16 & 7/8"

15° OFFSET - STANDARD - METRIC & SAE

SETS CONTAINING BOTH METRIC & SAE SPANNERS



SP10001
COMBINATION ROE QUAD DRIVE SPANNER SET METRIC & SAE - 18 PIECE
 CONTENTS
 • Metric: 8, 10, 11, 12, 13, 14, 15, 16, 17 & 19mm
 • SAE: 3/8, 7/16, 1/2, 9/16, 5/8, 11/16, 3/4 & 7/8"



T810003
COMBINATION ROE SPANNER SET 888 SERIES METRIC & SAE - 24 PIECE
 CONTENTS
 • Metric: 6, 8, 10, 11, 12, 13, 14, 15, 16, 17, 18, 19 & 22mm
 • SAE: 1/4, 5/16, 3/8, 7/16, 1/2, 9/16, 5/8, 11/16, 3/4, 13/16 & 7/8"


15° OFFSET - JUMBO



SP10019
COMBINATION ROE QUAD DRIVE SPANNER SET
JUMBO - METRIC - 9 PIECE
 CONTENTS
 • 19, 21, 22, 24, 27, 30, 32, 34 & 36mm



SP10069
COMBINATION ROE QUAD DRIVE SPANNER SET
JUMBO - SAE - 9 PIECE
 CONTENTS
 • 3/4, 13/16, 7/8, 15/16, 1, 1-1/8, 1-1/4, 1-3/8 & 1-1/2




888 SERIES - 15° OFFSET - JUMBO



T810020
COMBINATION ROE SPANNER SET
888 SERIES
JUMBO - METRIC - 10 PIECE
 CONTENTS
 • 24, 27, 30, 32, 36, 38, 42, 44, 46 & 50mm



T810070
COMBINATION ROE SPANNER SET
888 SERIES
JUMBO - SAE - 10 PIECE
 CONTENTS
 • 15/16, 1, 1-1/16, 1-1/4, 1-7/16, 1-1/2, 1-11/16, 1-3/4, 1-13/16 & 2"



CONTINUED **15° OFFSET - JUMBO**



SP10020
COMBINATION ROE SPANNER SET
JUMBO - METRIC - 3 PIECE
 CONTENTS
 • 41, 46 & 50mm (does not include pouch)




SP10070
COMBINATION ROE SPANNER SET
JUMBO - SAE - 4 PIECE
 CONTENTS
 • 1-5/8, 1-3/4, 1-7/8 & 2" (does not include pouch)




SPANNER SETS

GEAR DRIVE ROE

SP Tools patented **GEAR DRIVE** spanners are precisely machined with deeper gears for greater torque loading and reliability with 72 teeth that only require 5° of space per turn.

The ratchet head allows the spanner to travel without having the need to remove the spanner from the fastener.



MAXIMUM CONTACT

0° OFFSET - STANDARD

- FLAT DRIVE TECHNOLOGY - The flat drive ring end design allows for maximum contact between the tool and fastener. The extra contact means the applied torque can be increased and risk of damage to the fastener is decreased.
- Quad Drive open end offers 4 times the gripping power of a standard ROE spanner by wrapping around the fastener and maximising the contact on the flat sides of the fastener head, not the points.

- Simply flip the spanner over to change rotation direction.
- Small head profile designed for working in confined spaces.
- Tough triple chrome, high polish finish.
- Chrome Vanadium Steel (Cr-V) for high durability.
- Meets & exceeds international ANSI & DIN standard.



SP10212
GEAR DRIVE ROE QUAD DRIVE SPANNER SET - 0° OFFSET METRIC - 12 PIECE
 CONTENTS
 • 8, 9, 10, 11, 12, 13, 14, 15, 16, 17, 18 & 19mm

SP10262
GEAR DRIVE ROE QUAD DRIVE SPANNER SET - 0° OFFSET SAE - 12 PIECE
 CONTENTS
 • 5/16, 3/8, 7/16, 1/2, 9/16, 5/8, 11/16, 3/4, 13/16, 7/8, 15/16 & 1"



Simply flip the spanner to change rotation direction

Simply flip the spanner to change rotation direction

QUAD DRIVE OPEN END

4 times the gripping power of a standard ring open end spanner by maximising the contact of the spanner to the fastener

PATENTED



15° OFFSET - STUBBY

- FLAT DRIVE TECHNOLOGY - The flat drive ring end design allows for maximum contact between the tool and fastener. The extra contact means the applied torque can be increased and risk of damage to the fastener is decreased.
- Quad Drive open end offers 4 times the gripping power of a standard ROE spanner by wrapping around the fastener and maximising the contact on the flat sides of the fastener head, not the points.

- 15° Offset allows users to work quickly and efficiently in tight spaces.
- Quick reverse switch eliminates the need to turn over the spanner to change ratchet direction.
- Small head profile designed for working in confined spaces.
- Tough triple chrome, high polish finish.
- Chrome Vanadium Steel (Cr-V) for high durability.
- Meets & exceeds international ANSI & DIN standard.



SP10131
GEAR DRIVE ROE QUAD DRIVE SPANNER SET - 15° OFFSET STUBBY - METRIC - 11 PIECE
 CONTENTS
 • 8, 10, 11, 12, 13, 14, 15, 16, 17, 18 & 19mm

SP10188
GEAR DRIVE ROE QUAD DRIVE SPANNER SET - 15° OFFSET STUBBY - SAE - 8 PIECE
 CONTENTS
 • 5/16, 3/8, 7/16, 1/2, 9/16, 5/8, 11/16 & 3/4"

15° OFFSET - STANDARD



SP10109
GEAR DRIVE ROE QUAD DRIVE SPANNER SET - 15° OFFSET METRIC - 9 PIECE
 CONTENTS
 • 8, 10, 12, 13, 14, 15, 17, 18 & 19mm

SP10158
GEAR DRIVE ROE QUAD DRIVE SPANNER SET - 15° OFFSET SAE - 8 PIECE
 CONTENTS
 • 5/16, 3/8, 7/16, 1/2, 9/16, 5/8, 11/16 & 3/4"

15° OFFSET - STANDARD CONTINUED

- **FLAT DRIVE TECHNOLOGY** - The flat drive ring end design allows for maximum contact between the tool and fastener. The extra contact means the applied torque can be increased and risk of damage to the fastener is decreased.
- **Quad Drive open end** offers 4 times the gripping power of a standard ROE spanner by wrapping around the fastener and maximising the contact on the flat sides of the fastener head, not the points.

- 15° Offset allows users to work quickly and efficiently in tight spaces.
- Quick reverse switch eliminates the need to turn over the spanner to change ratchet direction.
- Small head profile designed for working in confined spaces.
- Tough triple chrome, high polish finish.
- Chrome Vanadium Steel (Cr-V) for high durability.
- Meets & exceeds international ANSI & DIN standard.



SP10111

GEAR DRIVE ROE QUAD DRIVE SPANNER SET - 15° OFFSET METRIC - 11 PIECE

CONTENTS

- 8, 10, 11, 12, 13, 14, 15, 16, 17, 18 & 19mm

REVERSIBLE

888 SERIES - 15° OFFSET - STANDARD

- **FLAT DRIVE TECHNOLOGY** - The flat drive ring end design allows for maximum contact between the tool and fastener. The extra contact means the applied torque can be increased and risk of damage to the fastener is decreased.
- 15° Offset allows users to work quickly and efficiently in tight spaces.

- Quick reverse switch eliminates the need to turn over the spanner to change ratchet direction.
- Small head profile designed for working in confined spaces.
- Tough triple chrome, high polish finish.
- Chrome Vanadium Steel (Cr-V) for high durability.
- Meets & exceeds international ANSI & DIN standard.



T810109

GEAR DRIVE ROE SPANNER SET 888 SERIES - 15° OFFSET METRIC - 9 PIECE

CONTENTS

- 10, 11, 12, 13, 14, 15, 17, 18 & 19mm

REVERSIBLE

T810157

GEAR DRIVE ROE SPANNER SET 888 SERIES - 15° OFFSET SAE - 7 PIECE

CONTENTS

- 3/8, 7/16, 1/2, 9/16, 5/8, 11/16 & 3/4"

REVERSIBLE

15° OFFSET - JUMBO

- **FLAT DRIVE TECHNOLOGY** - The flat drive ring end design allows for maximum contact between the tool and fastener. The extra contact means the applied torque can be increased and risk of damage to the fastener is decreased.
- **Quad Drive open end** offers 4 times the gripping power of a standard ROE spanner by wrapping around the fastener and maximising the contact on the flat sides of the fastener head, not the points.

- 15° Offset allows users to work quickly and efficiently in tight spaces.
- Quick reverse switch eliminates the need to turn over the spanner to change ratchet direction.
- Small head profile designed for working in confined spaces.
- Tough triple chrome, high polish finish.
- Chrome Vanadium Steel (Cr-V) for high durability.
- Meets & exceeds international ANSI & DIN standard.



SP10118

GEAR DRIVE ROE QUAD DRIVE SPANNER SET - 15° OFFSET JUMBO - METRIC - 8 PIECE

CONTENTS

- 20, 21, 22, 24, 26, 27, 30 & 32mm

REVERSIBLE

SP10167

GEAR DRIVE ROE QUAD DRIVE SPANNER SET - 15° OFFSET JUMBO - SAE - 7 PIECE

CONTENTS

- 13/16, 7/8, 15/16, 1, 1-1/16, 1-1/8 & 1-1/4"

REVERSIBLE



SPANNER SETS

FLEX HEAD GEAR DRIVE ROE

SP Tools patented **FLEX HEAD GEAR DRIVE** spanners allow for more than 180 degrees bend, allowing you to loosen or tighten nuts & bolts in hard to reach, confined areas.

Precisely machined with deeper gears for greater torque loading and reliability with 72 teeth that only require 5° of space per turn.

The ratchet head allows the spanner to travel without having the need to remove the spanner from the fastener.



MAXIMUM CONTACT



FLEX HEAD - STUBBY

- **FLAT DRIVE TECHNOLOGY** - The flat drive ring end design allows for maximum contact between the tool and fastener. The extra contact means the applied torque can be increased and risk of damage to the fastener is decreased.
- **Quad Drive open end** offers 4 times the gripping power of a standard ROE spanner by wrapping around the fastener and maximising the contact on the flat sides of the fastener head, not the points.

- Simply flip the spanner over to change rotation direction.
- Small head profile designed for working in confined spaces.
- Tough triple chrome, high polish finish.
- Chrome Vanadium Steel (Cr-V) for high durability.
- Meets & exceeds international ANSI & DIN standard.



SP10334

FLEX HEAD GEAR DRIVE ROE QUAD DRIVE SPANNER SET STUBBY - METRIC - 14 PIECE

CONTENTS

- 6, 7, 8, 9, 10, 11, 12, 13, 14, 15, 16, 17, 18 & 19mm

Simply flip the spanner to change rotation direction

SP10389

FLEX HEAD GEAR DRIVE ROE QUAD DRIVE SPANNER SET STUBBY - SAE - 9 PIECE

CONTENTS


- 1/4, 5/16, 3/8, 7/16, 1/2, 9/16, 5/8, 11/16 & 3/4"

Simply flip the spanner to change rotation direction

QUAD DRIVE OPEN END

4 times the gripping power of a standard ring open end spanner by maximising the contact of the spanner to the fastener

PATENTED



FLEX HEAD - STANDARD



SP10311

FLEX HEAD GEAR DRIVE ROE QUAD DRIVE SPANNER SET STANDARD - METRIC - 11 PIECE

CONTENTS

- 8, 10, 11, 12, 13, 14, 15, 16, 17, 18 & 19mm

Simply flip the spanner to change rotation direction



SP10358

FLEX HEAD GEAR DRIVE ROE QUAD DRIVE SPANNER SET STANDARD - SAE - 8 PIECE

CONTENTS

- 5/16, 3/8, 7/16, 1/2, 9/16, 5/8, 11/16 & 3/4"

Simply flip the spanner to change rotation direction

FLEX HEAD - JUMBO



SP10318

FLEX HEAD GEAR DRIVE ROE QUAD DRIVE SPANNER SET JUMBO - METRIC - 8 PIECE

CONTENTS

- 20, 21, 22, 24, 26, 27, 30 & 32mm

Simply flip the spanner to change rotation direction



SP10367

FLEX HEAD GEAR DRIVE ROE QUAD DRIVE SPANNER SET JUMBO - SAE - 7 PIECE

CONTENTS

- 13/16, 7/8, 15/16, 1, 1-1/16, 1-1/8 & 1-1/4"

Simply flip the spanner to change rotation direction

SPANNER SETS

SPEED DRIVE GEAR DRIVE ROE

SP **SPEED DRIVE** allows the open end to quickly ratchet fasteners without removing the spanner from the fastener. This design results in much faster bolt and nut removal where only an open end spanner can be used.

SP Tools patented **GEAR DRIVE** spanners are precisely machined with deeper gears for greater torque loading and reliability with 72 teeth that only require 5° of space per turn.

The ratchet head allows the spanner to travel without having the need to remove the spanner from the fastener.



SPEED DRIVE - 0° OFFSET

• **FLAT DRIVE TECHNOLOGY** - The flat drive ring end design allows for maximum contact between the tool and fastener. The extra contact means the applied torque can be increased and risk of damage to the fastener is decreased.

• Simply flip the spanner over to change rotation direction.
 • Small head profile designed for working in confined spaces.
 • Tough triple chrome, high polish finish.
 • Chrome Vanadium Steel (Cr-V) for high durability.
 • Meets & exceeds international ANSI & DIN standard.



SP10222
SPEED DRIVE ROE GEAR DRIVE SPANNER SET - 0° OFFSET METRIC - 12 PIECE
 CONTENTS
 • 8, 9, 10, 11, 12, 13, 14, 15, 16, 17, 18 & 19mm

Simply flip the spanner to change rotation direction



SP10272
SPEED DRIVE ROE GEAR DRIVE SPANNER SET - 0° OFFSET SAE - 8 PIECE
 CONTENTS
 • 5/16, 3/8, 7/16, 1/2, 9/16, 5/8, 11/16 & 3/4"

Simply flip the spanner to change rotation direction

GEAR DRIVE RING END

SP Tools patented **GEAR DRIVE** spanners are precisely machined with deeper gears for greater torque loading and reliability with 72 teeth that only require 5° of space per turn.

Simply flip the spanner to change rotation direction



SPEED DRIVE - 15° OFFSET

• **FLAT DRIVE TECHNOLOGY** - The flat drive ring end design allows for maximum contact between the tool and fastener. The extra contact means the applied torque can be increased and risk of damage to the fastener is decreased.
 • **SPEED DRIVE** allows the open end to quickly ratchet fasteners without removing the spanner from the fastener. This design results in much faster bolt and nut removal where only an open end spanner can be used.

• 15° Offset allows users to work quickly and efficiently in tight spaces.
 • Quick reverse switch eliminates the need to turn over the spanner to change ratchet direction.
 • Small head profile designed for working in confined spaces.
 • Tough triple chrome, high polish finish.
 • Chrome Vanadium Steel (Cr-V) for high durability.
 • Meets & exceeds international ANSI & DIN standard.



SP10139
SPEED DRIVE ROE GEAR DRIVE SPANNER SET - 15° OFFSET METRIC - 12 PIECE

CONTENTS
 • 8, 9, 10, 11, 12, 13, 14, 15, 16, 17, 18 & 19mm

REVERSIBLE



SP10169
SPEED DRIVE ROE GEAR DRIVE SPANNER SET - 15° OFFSET SAE - 8 PIECE

CONTENTS
 • 5/16, 3/8, 7/16, 1/2, 9/16, 5/8, 11/16 & 3/4"

REVERSIBLE

GEAR DRIVE RING END

SP Tools patented **GEAR DRIVE** spanners are precisely machined with deeper gears for greater torque loading and reliability with 72 teeth that only require 5° of space per turn.

Quick reverse switch to change rotation direction



SPANNER SETS

DOUBLE GEAR DRIVE RING

SP Tools patented **GEAR DRIVE** spanners are precisely machined with deeper gears for greater torque loading and reliability with 72 teeth that only require 5° of space per turn.

The ratchet head allows the spanner to travel without having the need to remove the spanner from the fastener.



SPANNER SETS

BOX GEAR DRIVE DOUBLE RING

SP **BOX RING** end Spanners feature a deeper flat drive ring making them the perfect spanner for getting to and loosening those tricky, hard to reach, often worn fasteners by increasing the contact area with the nut or bolt head. More contact means greater applied torque.



FLAT DRIVE BOX RING END

SP Box Ring spanners wrap around and make more contact around fasteners and can often reach where other spanners can't.



REGULAR BOX END

Regular box end spanners only grip onto a small percentage of the nut or bolt, often leading to rounded and damaged fastener heads.



MAXIMUM CONTACT on the flat sides of the fastener head, not the points.



15° OFFSET - STANDARD

- Dual reversible GEAR DRIVE ends
- FLAT DRIVE TECHNOLOGY - The flat drive ring end design allows for maximum contact between the tool and fastener. The extra contact means the applied torque can be increased and risk of damage to the fastener is decreased.

- Small head profile designed for working in confined spaces.
- Tough triple chrome, high polish finish.
- Chrome Vanadium Steel (Cr-V) for high durability.
- Meets & exceeds international ANSI & DIN standard.



SP10406

DOUBLE GEAR DRIVE RING SPANNER SET - 15° OFFSET METRIC - 6 PIECE

CONTENTS

- 8 x 9, 10 x 11, 12 x 13, 14 x 15, 16 x 18 & 17 x 19mm

REVERSIBLE

SP10454

DOUBLE GEAR DRIVE RING SPANNER SET - 15° OFFSET SAE - 4 PIECE

CONTENTS

- 5/16 x 3/8, 7/16 x 1/2, 9/16 x 5/8 & 11/16 x 3/4"

REVERSIBLE

BOX GEAR DRIVE - 0° OFFSET

- DUAL FLAT DRIVE TECHNOLOGY - The dual flat ring end design allows for maximum contact between the tool and fastener. The extra contact means the applied torque can be increased and risk of damage to the fastener is decreased.
- Small head profile designed for working in confined spaces

- Tough triple chrome, high polish finish.
- Chrome Vanadium Steel (Cr-V) for high durability.
- Meets & exceeds international ANSI & DIN standard.



SP10412

BOX GEAR DRIVE DOUBLE RING SPANNER SET - 0° OFFSET EXTRA LONG - METRIC - 12 PIECE

CONTENTS

- 8, 9, 10, 11, 12, 13, 14, 15, 16, 17, 18 & 19mm

Simply flip the spanner to change rotation direction



SP10468

BOX GEAR DRIVE DOUBLE RING SPANNER SET - 0° OFFSET EXTRA LONG - SAE - 8 PIECE

CONTENTS


- 5/16, 3/8, 7/16, 1/2, 9/16, 5/8, 11/16 & 3/4"

Simply flip the spanner to change rotation direction

GEAR DRIVE RING END

SP Tools patented GEAR DRIVE spanners are precisely machined with deeper gears for greater torque loading and reliability with 72 teeth that only require 5° of space per turn.

Simply flip the spanner to change rotation direction



SPANNER SETS

LOCKING FLEX HEAD GEAR DRIVE

SP **LOCKING FLEX HEAD GEAR DRIVE** spanners allow for more than 180 degrees bend with 13 secure locking positions, allowing you to loosen or tighten fasteners in hard to reach, confined areas. Precisely machined with deeper gears for greater torque loading and reliability with 72 teeth that only require 5° of space per turn.



MAXIMUM CONTACT on the flat sides of the fastener head, not the points.

SPANNER SETS

DOUBLE BOX RING

SP **BOX RING** end Spanners feature deeper flat drive ring ends, making them the perfect spanner for getting to and loosening those tricky, hard to reach, often worn fasteners by increasing the contact area with the nut or bolt head. More contact means greater applied torque.



FLAT DRIVE BOX RING END

SP Box Ring spanners wrap around and make more contact around fasteners and can often reach where other spanners can't.



REGULAR BOX END

Regular box end spanners only grip onto a small percentage of the nut or bolt, often leading to rounded and damaged fastener heads.



MAXIMUM CONTACT on the flat sides of the fastener head, not the points.



LOCKING FLEX HEAD GEAR DRIVE BOX DOUBLE RING

- **DUAL FLAT DRIVE TECHNOLOGY** - The dual flat ring end design allows for maximum contact between the tool and fastener. The extra contact means the applied torque can be increased and risk of damage to the fastener is decreased.
- SP Box Ring spanners wrap around and make more contact around fasteners and can often reach where other spanners can't.

- Simply flip the spanner over to change ratchet rotation direction.
- Small head profile designed for working in confined spaces.
- Tough triple chrome, high polish finish.
- Chrome Vanadium Steel (Cr-V) for high durability.
- Meets & exceeds international ANSI & DIN standard.



SP10628

LOCKING FLEX HEAD GEAR DRIVE BOX DOUBLE RING SPANNER SET METRIC - 8 PIECE

CONTENTS
• 8, 10, 12, 13, 14, 15, 17 & 19mm

Simply flip the spanner to change rotation direction



SP10676

LOCKING FLEX HEAD GEAR DRIVE BOX DOUBLE RING SPANNER SET SAE - 6 PIECE

CONTENTS
• 5/16, 3/8, 1/2, 9/16, 11/16 & 3/4"

Simply flip the spanner to change rotation direction

FLAT DRIVE BOX RING END

SP **BOX RING** end Spanners feature a deeper flat drive ring making them the perfect spanner for getting to and loosening those tricky, hard to reach, often worn fasteners by increasing the contact area with the nut or bolt head. More contact means greater applied torque.



FLAT DRIVE BOX RING END

SP Box Ring spanners wrap around and make more contact around fasteners and can often reach where other spanners can't.

DOUBLE BOX RING - 0° OFFSET

- **DUAL FLAT DRIVE TECHNOLOGY** - The dual flat ring end design allows for maximum contact between the tool and fastener. The extra contact means the applied torque can be increased and risk of damage to the fastener is decreased.

- SP Box Ring spanners wrap around and make more contact around fasteners and can often reach where other spanners can't.
- Small head profile designed for working in confined spaces.
- Tough triple chrome, high polish finish.
- Chrome Vanadium Steel (Cr-V) for high durability.
- Meets & exceeds international ANSI & DIN standard.



SP10036

DOUBLE BOX RING SPANNER SET EXTRA LONG - 0° OFFSET METRIC - 6 PIECE

CONTENTS
• 8 x 10, 12 x 14, 13 x 15, 16 x 18, 17 x 19, 22 x 24mm



SP10084

DOUBLE BOX RING SPANNER SET EXTRA LONG - 0° OFFSET SAE - 4 PIECE

CONTENTS
• 3/8 x 5/16", 1/2 x 7/16", 5/8 x 9/16" & 3/4 x 11/16"

FLAT DRIVE TECHNOLOGY

Perfectly flat spanner head surfaces allow for maximum contact between the spanner and the bolt or nut, maximising grip and enhancing applied torque.



SP FLAT DRIVE SPANNER HEAD

REGULAR

DOUBLE BOX RING - 15° OFFSET

• **DUAL FLAT DRIVE TECHNOLOGY** - The dual flat ring end design allows for maximum contact between the tool and fastener. The extra contact means the applied torque can be increased and risk of damage to the fastener is decreased.

- SP Box Ring spanners wrap around and make more contact around fasteners and can often reach where other spanners can't.
- Small head profile designed for working in confined spaces.
- Tough triple chrome, high polish finish.
- Chrome Vanadium Steel (Cr-V) for high durability.
- Meets & exceeds international ANSI & DIN standard.



SP10236
DOUBLE BOX RING SPANNER SET
EXTRA LONG - 15° OFFSET
METRIC - 6 PIECE

CONTENTS
 • 8 x 10, 12 x 14, 13 x 15, 16 x 18, 17 x 19 & 22 x 24mm

SP10284
DOUBLE BOX RING SPANNER SET
EXTRA LONG - 15° OFFSET
SAE - 4 PIECE

CONTENTS
 • 3/8 x 5/16", 1/2 x 7/16", 5/8 x 9/16" & 3/4 x 1 1/16"

FLAT DRIVE BOX RING END

SP BOX RING end Spanners feature a deeper flat drive ring making them the perfect spanner for getting to and loosening those tricky, hard to reach, often worn fasteners by increasing the contact area with the nut or bolt head. More contact means greater applied torque.

FLAT DRIVE BOX RING END

SP Box Ring spanners wrap around and make more contact around fasteners and can often reach where other spanners can't.

SPANNER SETS
DOUBLE RING

SP **DOUBLE RING** end spanners feature flat drive ring ends, making them the perfect spanner for getting to and loosening those tricky, hard to reach, often worn fasteners by increasing the contact area with the nut or bolt head. Greater offsets allows users to work quickly and efficiently in tight spaces.



DOUBLE RING - 40° OFFSET

SP10136
DOUBLE RING SPANNER SET
LONG - 40° OFFSET
METRIC - 6 PIECE

• 8 x 9, 10 x 11, 12 x 13, 14 x 15, 16 x 17 & 18 x 19mm

SP10185
DOUBLE RING SPANNER SET
LONG - 40° OFFSET
SAE - 5 PIECE

• 5/16 x 3/8", 7/16 x 1/2", 9/16 x 5/8", 11/16 x 3/4" & 7/8 x 15/16"

MAXIMUM CONTACT on the flat sides of the fastener head, not the points.

DOUBLE RING - 75° OFFSET

SP10429
DOUBLE RING SPANNER SET
LONG - 75° OFFSET
METRIC - 9 PIECE

• 8 x 9, 10 x 11, 12 x 13, 14 x 15, 16 x 17, 18 x 19, 20 x 22, 21 x 23 & 24 x 26mm

SPANNER SETS

FLARE NUT

SP Tools **FLARE NUT** spanners are ideal for use on soft fittings in aluminium, copper and brass on fuel, brake, air conditioning and diesel lines and diesel injectors.

The spanners feature oversized gripping surfaces that wrap around and grip multiple sides of fastener heads allowing for as much contact to the nut or bolt as possible, minimising the risk of rounding or stripping the fastener head.



SPANNER SETS

FLEX HEAD FLARE NUT

SP Tools **FLEX HEAD FLARE NUT** spanners allow for more than 180 degrees bend, allowing you to loosen or tighten nuts & bolts in hard to reach, confined areas.

SP Tools **FLARE NUT** spanners are ideal for use on soft fittings in aluminium, copper and brass on fuel, brake, air conditioning and diesel lines and diesel injectors.



DOUBLE FLARE NUT

- Oversized spanner surfaces grip multiple sides to reduce rounding
- Ideal for use on soft fittings in aluminium, copper and brass on fuel, brake, air conditioning, diesel lines and diesel injectors

- Chrome Vanadium Steel (Cr-V) for high strength & durability
- Tough triple chrome finish
- Meets & exceeds international ANSI & DIN standard



SP10044
FLARE NUT SPANNER SET METRIC - 4 PIECE
 CONTENTS
 • 10 x 11, 12 x 13, 14 x 17 & 19 x 22mm

SP10094
FLARE NUT SPANNER SET SAE - 4 PIECE
 CONTENTS
 • 3/8 x 7/16", 1/2 x 9/16", 5/8 x 11/16" & 3/4 x 7/8"

DOUBLE FLEX HEAD FLARE NUT

- The spanners feature oversized gripping surfaces that wrap around and grip multiple sides of fastener heads allowing for as much contact to the nut or bolt as possible, minimising the risk of rounding or stripping the fastener head.

- Chrome Vanadium Steel (Cr-V) for high strength & durability
- Tough triple chrome finish
- Meets & exceeds international ANSI & DIN standard



SP10144
FLEX HEAD FLARE NUT SPANNER SET METRIC - 4 PIECE
 CONTENTS
 • 10 x 11, 12 x 13, 14 x 17 & 19 x 22mm

SP10194
FLEX HEAD FLARE NUT SPANNER SET SAE - 4 PIECE
 CONTENTS
 • 3/8 x 7/16", 1/2 x 9/16", 5/8 x 11/16" & 3/4 x 7/8"

SPANNER SETS

FLEX CROWFOOT NUT

- Designed to provide access to the hard to reach fasteners
- Oversized wrench surfaces grip multiple sides to reduce rounding
- Ideal for use on soft fittings in aluminium, copper and brass
- Flat drive technology to maximise contact on fasteners



SPANNERS

INDIVIDUAL

FULL RANGE OF INDIVIDUAL SPANNERS AVAILABLE



SP20574

3/8"DR FLEX CROWFOOT NUT SOCKET RAIL SET METRIC - 10 PIECE

CONTENTS

- 10, 11, 12, 13, 14, 15, 16, 17, 18 & 19mm
- 1 x Socket Rail



SP20594

3/8"DR FLEX CROWFOOT NUT SOCKET RAIL SET SAE - 7 PIECE

CONTENTS

- 3/8", 7/16", 1/2", 9/16", 5/8", 11/16" & 3/4"
- 1 x Socket Rail

SPANNER SETS

E-TORX DOUBLE RING

- Ideal for applications where specialised E-Torx sockets & spanners are required
- Twin knurling on sockets allows for improved grip, especially useful in oily conditions
- Tough triple chrome, high polish finishes provide for an easy clean-up
- Chrome Vanadium Steel (Cr-V) for high durability



SP20210

3/8"DR SOCKET & SPANNER SET E-TORX

16 PIECE

CONTENTS

- 3/8"DR E-TORX SOCKETS - 12 PIECE
- E4, E5, E6, E7, E8, E10, E11, E12, E14, E16, E18, E20
- 3/8"DR E-TORX SPANNERS - 4 PIECE
- E6xE8, E10xE12, E14xE16, E18xE20



COMBINATION ROE - STANDARD & JUMBO - 15° OFFSET


QUAD DRIVE OPEN END

SP Tools patented **QUAD DRIVE** open end offers 4 times the gripping power of a standard ROE spanner by wrapping around the fastener and maximising the contact on the flat sides of the fastener head, not the points.

PATENTED

DUAL FLAT DRIVE RING END

SP Tools **RING END** spanners feature dual flat drive ring ends, making them the perfect spanner for getting to and loosening those tricky, hard to reach, often worn fasteners by increasing the contact area with the nut or bolt head.



COMBINATION ROE QUAD DRIVE SPANNERS - 15° OFFSET STANDARD & JUMBO - METRIC

SIZE	MODEL	SIZE	MODEL	SIZE	MODEL
6mm	SP11006	16mm	SP11016	26mm	SP11026
7mm	SP11007	17mm	SP11017	27mm	SP11027
8mm	SP11008	18mm	SP11018	30mm	SP11030
9mm	SP11009	19mm	SP11019	32mm	SP11032
10mm	SP11010	20mm	SP11020	34mm	SP11034
11mm	SP11011	21mm	SP11021	36mm	SP11036
12mm	SP11012	22mm	SP11022	38mm	SP11038
13mm	SP11013	23mm	SP11023	41mm	SP11041
14mm	SP11014	24mm	SP11024	46mm	SP11046
15mm	SP11015	25mm	SP11025	50mm	SP11050

COMBINATION ROE QUAD DRIVE SPANNERS - 15° OFFSET STANDARD - SAE

SIZE	MODEL	SIZE	MODEL	SIZE	MODEL
1/4"	SP12051	3/16"	SP12060	1-7/16"	SP12069
5/16"	SP12052	7/8"	SP12061	1-1/2"	SP12070
3/8"	SP12053	15/16"	SP12062	1-5/8"	SP12072
7/16"	SP12054	1"	SP12063	1-11/16"	SP12073
1/2"	SP12055	1-1/16"	SP12064	1-3/4"	SP12074
9/16"	SP12056	1-1/8"	SP12065	1-13/16"	SP12075
5/8"	SP12057	1-1/4"	SP12066	1-7/8"	SP12076
11/16"	SP12058	1-5/16"	SP12067	2"	SP12078
3/4"	SP12059	1-3/8"	SP12068		

888 SERIES COMBINATION ROE - STANDARD & JUMBO



COMBINATION ROE SPANNERS - 888 SERIES- STANDARD & JUMBO METRIC

SIZE	MODEL	SIZE	MODEL	SIZE	MODEL
6mm	T811006	15mm	T811015	27mm	T811027
7mm	T811007	16mm	T811016	30mm	T811030
8mm	T813008	17mm	T811017	32mm	T811032
9mm	T811009	18mm	T811018	36mm	T811036
10mm	T811010	19mm	T811019	38mm	T811038
11mm	T811011	20mm	T811020	42mm	T811042
12mm	T811012	21mm	T811021	44mm	T811044
13mm	T811013	22mm	T811022	46mm	T811046
14mm	T811014	24mm	T811024	50mm	T811050

COMBINATION ROE SPANNERS - 888 SERIES- STANDARD & JUMBO SAE

SIZE	MODEL	SIZE	MODEL	SIZE	MODEL
1/4"	T812051	11/16"	T812058	1-1/4"	T812066
5/16"	T812052	3/4"	T812059	1-7/16"	T812069
3/8"	T812053	3/16"	T812060	1-11/16"	T812073
7/16"	T812054	7/8"	T812061	1-3/4"	T812074
1/2"	T812055	15/16"	T812062	1-13/16"	T812075
9/16"	T812056	1"	T812063	2"	T812078
5/8"	T812057	1-1/16"	T812064		

COMBINATION ROE - STUBBY - 15° OFFSET

QUAD DRIVE OPEN END

SP Tools patented **QUAD DRIVE** open end offers 4 times the gripping power of a standard ROE spanner by wrapping around the fastener and maximising the contact on the flat sides of the fastener head, not the points.



PATENTED

DUAL FLAT DRIVE RING END

SP Tools **RING END** spanners feature dual flat drive ring ends, making them the perfect spanner for getting to and loosening those tricky, hard to reach, often worn fasteners by increasing the contact area with the nut or bolt head.



COMBINATION ROE QUAD DRIVE SPANNERS - STUBBY - METRIC

SIZE	MODEL	SIZE	MODEL	SIZE	MODEL
8mm	SP13008	15mm	SP13015	21mm	SP13021
10mm	SP13010	16mm	SP13016	22mm	SP13022
11mm	SP13011	17mm	SP13017	23mm	SP13023
12mm	SP13012	18mm	SP13018	24mm	SP13024
13mm	SP13013	19mm	SP13019	25mm	SP13025
14mm	SP13014	20mm	SP13020	26mm	SP13026

COMBINATION ROE QUAD DRIVE SPANNERS - STUBBY - SAE

SIZE	MODEL	SIZE	MODEL	SIZE	MODEL
5/16"	SP13051	9/16"	SP13056	3/16"	SP13060
3/8"	SP13053	5/8"	SP13057	7/8"	SP13061
7/16"	SP13054	11/16"	SP13058	15/16"	SP13062
1/2"	SP13055	3/4"	SP13059	1"	SP13063

GEAR DRIVE ROE QUAD DRIVE - 0° OFFSET

QUAD DRIVE OPEN END



SP Tools patented **QUAD DRIVE** open end offers 4 times the gripping power of a standard ROE spanner by wrapping around the fastener and maximising the contact on the flat sides of the fastener head, not the points.



GEAR DRIVE RING END

SP Tools patented **GEAR DRIVE** spanners are precisely machined with deeper gears for greater torque loading and reliability with 72 teeth that only require 5° of space per turn.

Simply flip the spanner to change rotation direction



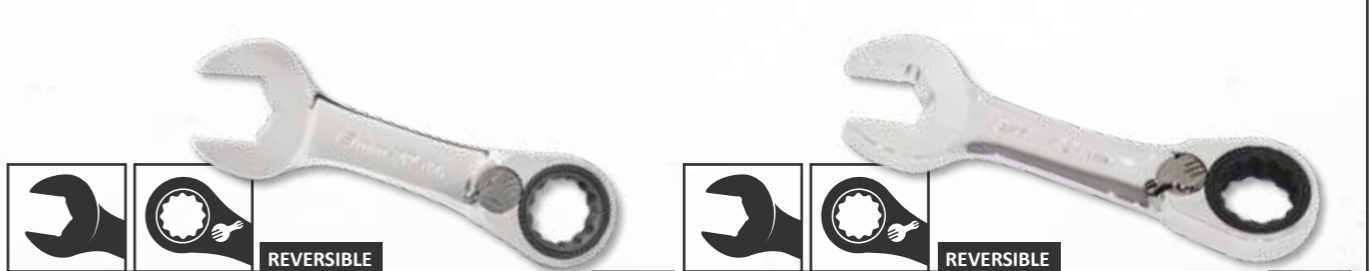
GEAR DRIVE ROE QUAD DRIVE SPANNERS - 0° OFFSET METRIC

SIZE	MODEL	SIZE	MODEL	SIZE	MODEL
6mm	SP17106	14mm	SP17114	22mm	SP17122
7mm	SP17107	15mm	SP17115	23mm	SP17123
8mm	SP17108	16mm	SP17116	24mm	SP17124
9mm	SP17109	17mm	SP17117	25mm	SP17125
10mm	SP17110	18mm	SP17118	27mm	SP17127
11mm	SP17111	19mm	SP17119	30mm	SP17130
12mm	SP17112	20mm	SP17120	32mm	SP17132
13mm	SP17113	21mm	SP17121		

GEAR DRIVE ROE QUAD DRIVE SPANNERS - 0° OFFSET SAE

SIZE	MODEL	SIZE	MODEL	SIZE	MODEL
1/4"	SP17151	5/8"	SP17157	1"	SP17163
5/16"	SP17152	11/16"	SP17158	1-1/16"	SP17164
3/8"	SP17153	3/4"	SP17159	1-1/8"	SP17165
7/16"	SP17154	3/16"	SP17160	1-1/4"	SP17167
1/2"	SP17155	7/8"	SP17161		
9/16"	SP17156	15/16"	SP17162		

GEAR DRIVE ROE QUAD DRIVE - 15° OFFSET - STUBBY



GEAR DRIVE ROE QUAD DRIVE SPANNERS 15° OFFSET - STUBBY METRIC

SIZE	MODEL	SIZE	MODEL	SIZE	MODEL
8mm	SP17208	13mm	SP17213	17mm	SP17217
10mm	SP17210	14mm	SP17214	18mm	SP17218
11mm	SP17211	15mm	SP17215	19mm	SP17219
12mm	SP17212	16mm	SP17216		

GEAR DRIVE ROE QUAD DRIVE SPANNERS 15° OFFSET - STUBBY SAE

SIZE	MODEL	SIZE	MODEL	SIZE	MODEL
5/16"	SP17252	1/2"	SP17255	11/16"	SP17258
3/8"	SP17253	9/16"	SP17256	3/4"	SP17259
7/16"	SP17254	5/8"	SP17257		

GEAR DRIVE ROE QUAD DRIVE - 15° OFFSET - STANDARD & JUMBO

QUAD DRIVE OPEN END

SP Tools patented **QUAD DRIVE** open end offers 4 times the gripping power of a standard ROE spanner by wrapping around the fastener and maximising the contact on the flat sides of the fastener head, not the points.



GEAR DRIVE RING END

SP Tools patented **GEAR DRIVE** spanners are precisely machined with deeper gears for greater torque loading and reliability with 72 teeth that only require 5° of space per turn.



Quick reverse switch to change ratchet rotation direction



**GEAR DRIVE ROE QUAD DRIVE SPANNERS
15° OFFSET - STANDARD & JUMBO
METRIC**

SIZE	MODEL	SIZE	MODEL	SIZE	MODEL
8mm	SP17008	16mm	SP17016	24mm	SP17024
10mm	SP17010	17mm	SP17017	26mm	SP17026
11mm	SP17011	18mm	SP17018	27mm	SP17027
12mm	SP17012	19mm	SP17019	30mm	SP17030
13mm	SP17013	20mm	SP17020	32mm	SP17032
14mm	SP17014	21mm	SP17021		
15mm	SP17015	22mm	SP17022		



**GEAR DRIVE ROE QUAD DRIVE SPANNERS
15° OFFSET - STANDARD & JUMBO
SAE**

SIZE	MODEL	SIZE	MODEL	SIZE	MODEL
5/16"	SP17052	5/8"	SP17057	15/16"	SP17062
3/8"	SP17053	11/16"	SP17058	1"	SP17063
7/16"	SP17054	3/4"	SP17059	1-1/16"	SP17064
1/2"	SP17055	3/16"	SP17060	1-1/8"	SP17065
9/16"	SP17056	7/8"	SP17061	1-1/4"	SP17067

888 SERIES GEAR DRIVE ROE - 15° OFFSET - STANDARD



**GEAR DRIVE ROE SPANNERS
888 SERIES - 15° OFFSET
METRIC**

SIZE	MODEL	SIZE	MODEL	SIZE	MODEL
8mm	T817008	12mm	T817012	16mm	T817016
9mm	T817009	13mm	T817013	17mm	T817017
10mm	T817010	14mm	T817014	18mm	T817018
11mm	T817011	15mm	T817015	19mm	T817019



**GEAR DRIVE ROE SPANNERS
888 SERIES - 15° OFFSET
SAE**

SIZE	MODEL	SIZE	MODEL	SIZE	MODEL
3/8"	T817053	9/16"	T817056	3/4"	T817059
7/16"	T817054	5/8"	T817057		
1/2"	T817055	11/16"	T817058		

FLEX HEAD GEAR DRIVE ROE QUAD DRIVE - STUBBY

QUAD DRIVE OPEN END

SP Tools patented **QUAD DRIVE** open end offers 4 times the gripping power of a standard ROE spanner by wrapping around the fastener and maximising the contact on the flat sides of the fastener head, not the points.



FLEX GEAR DRIVE RING END

SP Tools patented **FLEX HEAD GEAR DRIVE** spanners allow for more than 180 degrees bend, allowing you to loosen or tighten nuts & bolts in hard to reach, confined areas.



Simply flip the spanner to change rotation direction



**FLEX HEAD GEAR DRIVE ROE QUAD DRIVE
SPANNERS - STUBBY
METRIC**

SIZE	MODEL	SIZE	MODEL	SIZE	MODEL
6mm	SP17306	11mm	SP17311	16mm	SP17316
7mm	SP17307	12mm	SP17312	17mm	SP17317
8mm	SP17308	13mm	SP17313	18mm	SP17318
9mm	SP17309	14mm	SP17314	19mm	SP17319
10mm	SP17310	15mm	SP17315		



**FLEX HEAD GEAR DRIVE ROE QUAD DRIVE
SPANNERS - STUBBY
SAE**

SIZE	MODEL	SIZE	MODEL	SIZE	MODEL
1/4"	SP17351	7/16"	SP17354	5/8"	SP17357
5/16"	SP17352	1/2"	SP17355	11/16"	SP17358
3/8"	SP17353	9/16"	SP17356	3/4"	SP17359

FLEX HEAD GEAR DRIVE ROE QUAD DRIVE - STANDARD & JUMBO



**FLEX HEAD GEAR DRIVE ROE QUAD DRIVE
SPANNERS - STANDARD & JUMBO
METRIC**

SIZE	MODEL	SIZE	MODEL	SIZE	MODEL
6mm	SP17406	15mm	SP17415	24mm	SP17424
7mm	SP17407	16mm	SP17416	25mm	SP17425
8mm	SP17408	17mm	SP17417	26mm	SP17426
9mm	SP17409	18mm	SP17418	27mm	SP17427
10mm	SP17410	19mm	SP17419	28mm	SP17428
11mm	SP17411	20mm	SP17420	30mm	SP17430
12mm	SP17412	21mm	SP17421	32mm	SP17432
13mm	SP17413	22mm	SP17422		
14mm	SP17414	23mm	SP17423		



**FLEX HEAD GEAR DRIVE ROE QUAD DRIVE
SPANNERS - STANDARD & JUMBO
SAE**

SIZE	MODEL	SIZE	MODEL	SIZE	MODEL
1/4"	SP17451	5/8"	SP17457	1"	SP17463
5/16"	SP17452	11/16"	SP17458	1-1/16"	SP17464
3/8"	SP17453	3/4"	SP17459	1-1/8"	SP17465
7/16"	SP17454	3/16"	SP17460	1-1/4"	SP17467
1/2"	SP17455	7/8"	SP17461		
9/16"	SP17456	15/16"	SP17462		

SPEED DRIVE GEAR DRIVE ROE - 0° OFFSET

SPEED DRIVE OPEN END

SP Tools **SPEED DRIVE** allows the open end to quickly ratchet fasteners without removing the spanner from the fastener. This design results in much fastener bolt and nut removal where only an open end spanner can be used.



GEAR DRIVE RING END

SP Tools patented **GEAR DRIVE** spanners are precisely machined with deeper gears for greater torque loading and reliability with 72 teeth that only require 5° of space per turn.



Simply flip the spanner to change rotation direction



SPEED DRIVE GEAR DRIVE ROE SPANNERS 0° OFFSET - STANDARD METRIC

SIZE	MODEL	SIZE	MODEL	SIZE	MODEL
8mm	SP17508	12mm	SP17512	16mm	SP17516
9mm	SP17509	13mm	SP17513	17mm	SP17517
10mm	SP17510	14mm	SP17514	18mm	SP17518
11mm	SP17511	15mm	SP17515	19mm	SP17519

SPEED DRIVE GEAR DRIVE ROE SPANNERS 0° OFFSET - STANDARD SAE

SIZE	MODEL	SIZE	MODEL	SIZE	MODEL
5/16"	SP17552	1/2"	SP17555	11/16"	SP17558
3/8"	SP17553	9/16"	SP17556	3/4"	SP17559
7/16"	SP17554	5/8"	SP17557		

SPEED DRIVE GEAR DRIVE ROE - 15° OFFSET

SPEED DRIVE OPEN END

SP Tools **SPEED DRIVE** allows the open end to quickly ratchet fasteners without removing the spanner from the fastener. This design results in much fastener bolt and nut removal where only an open end spanner can be used.



GEAR DRIVE RING END

SP Tools patented **GEAR DRIVE** spanners are precisely machined with deeper gears for greater torque loading and reliability with 72 teeth that only require 5° of space per turn.



Quick reverse switch to change ratchet rotation direction



SPEED DRIVE GEAR DRIVE ROE SPANNERS 15° OFFSET - STANDARD METRIC

SIZE	MODEL	SIZE	MODEL	SIZE	MODEL
8mm	SP17708	12mm	SP17712	16mm	SP17716
9mm	SP17709	13mm	SP17713	17mm	SP17717
10mm	SP17710	14mm	SP17714	18mm	SP17718
11mm	SP17711	15mm	SP17715	19mm	SP17719


SPEED DRIVE GEAR DRIVE ROE SPANNERS 15° OFFSET - STANDARD SAE

SIZE	MODEL	SIZE	MODEL	SIZE	MODEL
5/16"	SP17752	1/2"	SP17755	11/16"	SP17758
3/8"	SP17753	9/16"	SP17756	3/4"	SP17759
7/16"	SP17754	5/8"	SP17757		

DOUBLE GEAR DRIVE RING - 15° OFFSET

GEAR DRIVE RING END


SP Tools patented **GEAR DRIVE** spanners are precisely machined with deeper gears for greater torque loading and reliability with 72 teeth that only require 5° of space per turn.



Quick reverse switch to change ratchet rotation direction

FLAT DRIVE TECHNOLOGY

Perfectly flat spanner head surfaces allow for maximum contact between the spanner and the bolt or nut, maximising grip and enhancing applied torque.



DOUBLE GEAR DRIVE RING SPANNERS 15° OFFSET - STANDARD METRIC

SIZE	MODEL	SIZE	MODEL
8 x 9mm	SP17608	14 x 15mm	SP17614
10 x 11mm	SP17610	16 x 18mm	SP17616
12 x 13mm	SP17612	17 x 19mm	SP17617

DOUBLE GEAR DRIVE RING SPANNERS 15° OFFSET - STANDARD SAE

SIZE	MODEL	SIZE	MODEL
5/16 x 3/8"	SP17652	9/16 x 5/8"	SP17655
7/16 x 1/2"	SP17654	11/16 x 3/4"	SP17656

BOX GEAR DRIVE DOUBLE RING - EXTRA LONG - 0° OFFSET


FLAT DRIVE BOX RING END

SP **BOX RING** end Spanners feature a deeper flat drive ring making them the perfect spanner for getting to and loosening those tricky, hard to reach, often worn fasteners by increasing the contact area with the nut or bolt head. More contact means greater applied torque.



GEAR DRIVE RING END

SP Tools patented **GEAR DRIVE** spanners are precisely machined with deeper gears for greater torque loading and reliability with 72 teeth that only require 5° of space per turn.



Simply flip the spanner to change rotation direction



BOX GEAR DRIVE DOUBLE RING SPANNERS - EXTRA LONG - 0° OFFSET METRIC

SIZE	MODEL	SIZE	MODEL	SIZE	MODEL
8mm	SP17808	12mm	SP17812	16mm	SP17816
9mm	SP17809	13mm	SP17813	17mm	SP17817
10mm	SP17810	14mm	SP17814	18mm	SP17818
11mm	SP17811	15mm	SP17815	19mm	SP17819

BOX GEAR DRIVE DOUBLE RING SPANNERS - EXTRA LONG - 0° OFFSET SAE

SIZE	MODEL	SIZE	MODEL	SIZE	MODEL
5/16"	SP17852	1/2"	SP17855	11/16"	SP17858
3/8"	SP17853	9/16"	SP17856	3/4"	SP17859
7/16"	SP17854	5/8"	SP17857		

LOCKING FLEX HEAD GEAR DRIVE BOX DOUBLE RING


FLAT DRIVE BOX RING END

SP BOX RING end Spanners feature a deeper flat drive ring making them the perfect spanner for getting to and loosening those tricky, hard to reach, often worn fasteners by increasing the contact area with the nut or bolt head. More contact means greater applied torque.



GEAR DRIVE RING END

SP LOCKING FLEX HEAD GEAR DRIVE spanners allow for more than 180 degrees bend with 13 secure locking positions, allowing you to loosen or tighten fasteners in hard to reach, confined areas.



LOCKING FLEX HEAD GEAR DRIVE BOX DOUBLE RING SPANNERS METRIC

SIZE	MODEL	SIZE	MODEL	SIZE	MODEL
8mm	SP14028	13mm	SP14033	17mm	SP14037
10mm	SP14030	14mm	SP14034	19mm	SP14039
12mm	SP14032	15mm	SP14035		


LOCKING FLEX HEAD GEAR DRIVE BOX DOUBLE RING SPANNERS SAE

SIZE	MODEL	SIZE	MODEL	SIZE	MODEL
5/16"	SP14072	1/2"	SP14075	11/16"	SP14078
3/8"	SP14073	9/16"	SP14076	3/4"	SP14079

DOUBLE BOX RING - EXTRA LONG - 0° OFFSET

FLAT DRIVE BOX RING END

SP BOX RING end Spanners feature a deeper flat drive ring making them the perfect spanner for getting to and loosening those tricky, hard to reach, often worn fasteners by increasing the contact area with the nut or bolt head. More contact means greater applied torque.



FLAT DRIVE TECHNOLOGY

Perfectly flat spanner head surfaces allow for maximum contact between the spanner and the bolt or nut, maximising grip and enhancing applied torque.



DOUBLE BOX RING SPANNERS EXTRA LONG - 0° OFFSET METRIC

SIZE	MODEL	SIZE	MODEL
8 x 10mm	SP15008	16 x 18mm	SP15016
12 x 14mm	SP15012	17 x 19mm	SP15017
13 x 15mm	SP15013	22 x 24mm	SP15022

DOUBLE BOX RING SPANNERS EXTRA LONG - 0° OFFSET SAE

SIZE	MODEL	SIZE	MODEL
5/16 x 3/8"	SP15051	5/8 x 9/16"	SP15060
1/2 x 7/16"	SP15054	3/4 x 11/16"	SP15063

DOUBLE BOX RING - EXTRA LONG - 15° OFFSET



DOUBLE BOX RING SPANNERS EXTRA LONG - 15° OFFSET METRIC

SIZE	MODEL	SIZE	MODEL
8 x 10mm	SP15308	16 x 18mm	SP15316
12 x 14mm	SP15312	17 x 19mm	SP15317
12 x 15mm	SP15313	22 x 24mm	SP15322

DOUBLE BOX RING SPANNERS EXTRA LONG - 15° OFFSET SAE

SIZE	MODEL	SIZE	MODEL
5/16 x 3/8"	SP15351	5/8 x 9/16"	SP15360
1/2 x 7/16"	SP15354	3/4 x 11/16"	SP15363

DOUBLE RING - LONG



DOUBLE RING SPANNERS LONG - 0° OFFSET E-TORX

SIZE	MODEL	SIZE	MODEL
E6 x E8	SP15206	E14 x E16	SP15214
E10 x E12	SP15210	E18 x E20	SP15218

DOUBLE RING - 40° OFFSET



DOUBLE RING SPANNERS LONG - 40° OFFSET METRIC

SIZE	MODEL	SIZE	MODEL
8 x 9mm	SP15108	16 x 17mm	SP15116
10 x 11mm	SP15110	18 x 19mm	SP15118
12 x 13mm	SP15112	22 x 24mm	SP15122
14 x 15mm	SP15114		

DOUBLE RING SPANNERS LONG - 40° OFFSET SAE

SIZE	MODEL	SIZE	MODEL
5/16 x 3/8"	SP15151	11/16 x 3/4"	SP15163
7/16 x 1/2"	SP15154	7/8 x 15/16"	SP15165
9/16 x 5/8"	SP15160		

DOUBLE RING - 75° OFFSET

FLAT DRIVE RING END

SP Tools **RING END** spanners feature flat drive ring ends, making them the perfect spanner for getting to and loosening those tricky, hard to reach, often worn fasteners by increasing the contact area with the nut or bolt head.



FLAT DRIVE TECHNOLOGY

Perfectly flat spanner head surfaces allow for maximum contact between the spanner and the bolt or nut, maximising grip and enhancing applied torque.



DOUBLE RING SPANNERS LONG - 75° OFFSET METRIC

SIZE	MODEL	SIZE	MODEL
8 x 9mm	SP15408	18 x 19mm	SP15418
10 x 11mm	SP15410	20 x 22mm	SP15420
12 x 13mm	SP15412	21 x 23mm	SP15421
14 x 15mm	SP15414	24 x 26mm	SP15424
16 x 17mm	SP15416		

BRAKE BLEEDER DOUBLE RING SPANNERS - 75° OFFSET METRIC & SAE

SIZE	MODEL	SIZE	MODEL
8 x 10mm	SP15508	3/8 x 7/16"	SP15552
9 x 11mm	SP15509		

FLARE NUT

FLARE NUT RING END

SP Tools **FLARE NUT** spanners feature oversized spanner head surfaces that grip multiple sides of the fastener to reduce rounding. Ideal for use on soft fittings in aluminium, copper and brass on fuel, brake, air conditioning, diesel lines and diesel injectors.



FLAT DRIVE TECHNOLOGY

Perfectly flat spanner head surfaces allow for maximum contact between the spanner and the bolt or nut, maximising grip and enhancing applied torque.



FLARE NUT SPANNERS METRIC


SIZE	MODEL	SIZE	MODEL
10 x 11mm	SP16010	14 x 17mm	SP16014
12 x 13mm	SP16012	19 x 22mm	SP16019

FLARE NUT SPANNERS SAE

SIZE	MODEL	SIZE	MODEL
3/8 x 7/16"	SP16051	5/8 x 11/16"	SP16057
1/2 x 9/16"	SP16054	3/4 x 7/8"	SP16060




FLARE NUT RING END

SP Tools **FLEX HEAD FLARE NUT** spanners allow for more than 180 degrees bend, allowing you to access fasteners in hard to reach, confined areas. Ideal for use on soft fittings in aluminium, copper and brass on fuel, brake, air conditioning, diesel lines and diesel injectors.



FLAT DRIVE TECHNOLOGY

Perfectly flat spanner head surfaces allow for maximum contact between the spanner and the bolt or nut, maximising grip and enhancing applied torque.



FLEX HEAD FLARE NUT SPANNERS METRIC

SIZE	MODEL	SIZE	MODEL
10 x 11mm	SP16110	14 x 17mm	SP16114
12 x 13mm	SP16112	19 x 22mm	SP16119

FLEX HEAD FLARE NUT SPANNERS SAE

SIZE	MODEL	SIZE	MODEL
3/8 x 7/16"	SP16151	5/8 x 11/16"	SP16157
1/2 x 9/16"	SP16154	3/4 x 7/8"	SP16160

FLEX CROWFOOT NUT SOCKET


FLARE NUT RING END

SP Tools **CROWFOOT NUT** socket spanners feature oversized spanner head surfaces that grip multiple sides of the fastener to reduce rounding. Ideal for use on soft fittings in aluminium, copper and brass on fuel, brake, air conditioning, diesel lines and diesel injectors.



FLAT DRIVE TECHNOLOGY

Perfectly flat spanner head surfaces allow for maximum contact between the spanner and the bolt or nut, maximising grip and enhancing applied torque.



3/8"DR FLEX CROWFOOT NUT SOCKET METRIC

SIZE	MODEL	SIZE	MODEL	SIZE	MODEL
10mm	SP22270	14mm	SP22274	18mm	SP22278
11mm	SP22271	15mm	SP22275	19mm	SP22279
12mm	SP22272	16mm	SP22276		
13mm	SP22273	17mm	SP22277		

3/8"DR FLEX CROWFOOT NUT SOCKET SAE

SIZE	MODEL	SIZE	MODEL	SIZE	MODEL
3/8"	SP22291	9/16"	SP22294	3/4"	SP22297
7/16"	SP22292	5/8"	SP22295		
1/2"	SP22293	11/16"	SP22296		

SHIFTERS

SP ADJUSTABLE WRENCHES ONE OF THE WORLDS BEST

SP's shifters (adjustable wrenches) are a must in the professional mechanic's tool box - multiple spanner sizes in one tool. These shifters all feature non-protruding jaw adjustment mechanisms, making these shifters ideal for spaces with limited access. Thicker, heavy duty handles meaning higher applied torque capabilities, making easy work of tough, bedded-in nuts or bolts. All manufactured from high quality Chrome Vanadium (Cr-V) Steel for high strength & durability that meets and exceeds international ANSI & DIN standards.

TRADE TOUGH SHIFTERS - BUILT TO LAST

AVAILABLE IN CHROME AND BLACK OXIDE FINISH



SHIFTER SET



T818000

ADJUSTABLE WRENCH SET 888 SERIES - CHROME

3 PIECE

CONTENTS

- 150mm (6"), 200mm (8"), 250mm (10")

FEATURES

- Slimline for tight areas
- Laser etched width gauges
- Precision ground jaws
- Excellent Leverage
- Chrome Vanadium Steel (Cr-V) for high strength and durability
- Easy grip comfort handle for maximum torque and reduced hand fatigue

ADJUSTABLE WRENCH WIDE JAW - PREMIUM CHROME

SIZE	MODEL
100mm	SP18052
150mm	SP18057
200mm	SP18062
250mm	SP18067
300mm	SP18072
375mm	SP18077
450mm	SP18082
600mm	SP18087

- 18-25% wider opening
- Greater working angle
- Thicker heavy duty handle
- Higher torque capabilities

**18-25%
WIDER OPENING**



ADJUSTABLE WRENCH WIDE JAW - PREMIUM BLACK OXIDE

SIZE	MODEL
100mm	SP18053
150mm	SP18058
200mm	SP18063
250mm	SP18068
300mm	SP18073
375mm	SP18078
450mm	SP18083
600mm	SP18088

- 18-25% wider opening
- Greater working angle
- Thicker heavy duty handle
- Higher torque capabilities

**18-25%
WIDER OPENING**



ADJUSTABLE WRENCH CHROME

SIZE	MODEL
100mm	SP18010
150mm	SP18015
200mm	SP18020
250mm	SP18025
300mm	SP18030
375mm	SP18037
450mm	SP18045



ADJUSTABLE WRENCH BLACK OXIDE

SIZE	MODEL
100mm	SP18011
150mm	SP18016
200mm	SP18021
250mm	SP18026
300mm	SP18031
375mm	SP18038
450mm	SP18046



SP18093

CONSTRUCTION ADJUSTABLE WRENCH

- Multiple spanner sizes in one tool
- Fits nuts and bolts up to 46mm
- Continuous taper end for ease of bolt/rivet hole alignment
- Industrial black finish for corrosion resistance
- Chrome Vanadium Steel (Cr-V) for high strength & durability
- Meets & exceeds international ANSI & DIN standard



CONSTRUCTION WRENCHES

PODGER RATCHET BARS

- Dual sized ratchet head
- 12 point go-thru socket
- Reversible lever action ratchet
- Taper ends for ease of bolt hole alignment



Bent taper end for ease of bolt hole alignment

PODGER RATCHET BARS STUBBY (CONSTRUCTION WRENCHES)

SIZE	MODEL	SIZE	MODEL
19 x 24mm	SP19304	21 x 24mm	SP19305



PODGER RATCHET BARS (CONSTRUCTION WRENCHES)

SIZE	MODEL	SIZE	MODEL	SIZE	MODEL
10 x 12mm	SP19310	18 x 24mm	SP19321	30 x 36mm	SP19332
13 x 17mm	SP19314	19 x 24mm	SP19322	32 x 36mm	SP19333
14 x 17mm	SP19315	22 x 24mm	SP19325	36 x 41mm	SP19334
17 x 19mm	SP19316	24 x 27mm	SP19327	46 x 50mm	SP19335
17 x 21mm	SP19317	24 x 30mm	SP19328		
19 x 21mm	SP19319	27 x 32mm	SP19330		

06

SCREWDRIVERS BIT SETS, HEX KEYS

HIGH QUALITY SCREWDRIVERS SHOULD OFFER 3 UNIQUE FEATURES:
USER COMFORT, HIGH STRENGTH AND LONGEVITY.

THE SP TOOLS RANGE OF SCREWDRIVERS DO JUST THAT. USING INNOVATIVE MATERIALS, PRECISION MANUFACTURING AND QUALITY ASSURANCE, WE PROVIDE A TOOL FOR ALMOST EVERY APPLICATION.

SUB-CATEGORIES:

SCREWDRIVER SETS	242
INDIVIDUAL SCREWDRIVERS	245
BIT SETS	247
IMPACT DRIVERS	250
RATCHET SCREWDRIVERS	251
HEX & TORX KEYS	252
INDIVIDUAL HEX & TORX KEYS	257

SCREWDRIVER SETS

HEAVY DUTY SCREWDRIVERS

- Magnetic tip for greater fastener control
- Chrome Vanadium Steel (SVCV) shaft
- Hardened and tempered for strength and durability



SP34012
SCREWDRIVER SET IN X-CASE
HEAVY DUTY - PREMIUM
12 PIECE

CONTENTS

- 6 x Slotted - 3.0 x 75mm, 5.5 x 100mm, 6.5 x 38mm, 6.5 x 100mm, 6.0 x 150mm & 8.0 x 150mm
- 6 x Phillips - #0 x 75mm, #1 x 75mm, #2 x 38mm, #2 x 100mm, #2 x 150mm & 3 x 150mm

- High quality SVCV steel shafts
- Magnetic tips for greater fastener control
- Durable ergonomic handles, featuring anti-slip grip

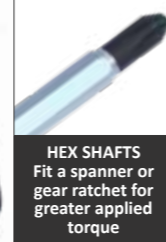



SP34020
SCREWDRIVER SET IN X-CASE
HEAVY DUTY - GO THRU
8 PIECE

CONTENTS

- 4 x Slotted with Hex Bolster - 6.5 x 100mm, 6.5 x 150mm, 8.0 x 150mm & 8 x 200mm
- 4 x Phillips with Hex Bolster - #2 x 100mm, #2 x 150mm, #3 x 150mm & #3 x 200mm

- Go-thru with steel strike cap for use with a hammer to loosen stubborn screws
- Hex shaft and hex bolster collar allows the use of a spanner or gear ratchet for greater torque in loosening or tightening screws
- Durable ergonomic handle featuring anti-slip grip



EXTREME DUTY X-CASE

- Impact resistant
- Super wide front latches
- Strengthened heavy duty hinges
- Keeps your screwdrivers organised and easy to find



HEX BOLSTER COLLARS

Hex bolster collars allows the use of a spanner or gear ratchet for greater torque in loosening or tightening screws.



SP34042
SCREWDRIVER SET IN X-CASE
INSULATED - ELECTRICAL
8 PIECE

CONTENTS

- 4 x Slotted - 3.0 x 100mm, 4.0 x 100mm, 5.5 x 125mm & 6.5x150mm
- 4 x Phillips - #0 x 75mm, #1 x 75mm, #2 x 100mm & #3 x 150mm

- VDE - Insulated handle & blades
- Safe for applications up to 1000 V AC /1500V DC
- Durable ergonomic handle featuring anti-slip grip



1000V



SP34050
SCREWDRIVER SET IN X-CASE
HEAVY DUTY - TORX
8 PIECE

CONTENTS

- 8 x Torx - T8 x 75mm, T10 x 100mm, T15 x 100mm, T20 x 100mm, T25 x 100mm, T27 x 100mm, T30 x 150mm & T40 x 150mm

- Essential in the removal of Torx Tamer proof safety screws
- Chrome Vanadium Steel (SVCV) shafts
- Durable ergonomic handles featuring anti-slip grip

888 SERIES SCREWDRIVER SETS IN X-CASES



T834010
SCREWDRIVER SET IN X-CASE
STANDARD & PRECISION
18 PIECE

CONTENTS

- 6 x Slotted - 3.0 x 75mm, 5.0 x 100mm, 6.0 x 38mm, 6.0 x 125mm, 6.0 x 150mm & 8.0 x 150mm
- 6 x Phillips - #0 x 75mm, #1 x 100mm & #2 x 38mm, PH2 x 100mm, #2 x 150mm & #3 x 150mm
- 3 x Precision Slotted - 2.0 x 50mm, 2.5 x 50mm & 3.0 x 50mm
- 3 x Precision Phillips - #000 x 50mm, #00 x 50mm & #0 x 50mm



- Durable ergonomic handles, featuring anti-slip grip
- Magnetic tips for greater fastener control
- Chrome Vanadium Steel (Cr-V) shafts
- Hardened and tempered for strength and durability



T834025
SCREWDRIVER SET IN X-CASE
STANDARD, GO-THRU & PRECISION
22 PIECE

CONTENTS

- 6 x Slotted - 3.0 x 75mm, 5.0 x 100mm, 6.0 x 38mm, 6.0 x 125mm, 6.0 x 150mm & 8.0 x 150mm
- 6 x Phillips - #0 x 75mm, #1 x 100mm & #2 x 38mm, PH2 x 100mm, PH2 x 150mm & PH3 x 150mm
- 2 x Go-Thru Slotted - 6.0 x 150mm & 8.0 x 200mm
- 2 x Go-Thru Phillips - #2 x 150mm & #3 x 200mm
- 3 x Precision Slotted - 2.0 x 50mm, 2.5 x 50mm & 3.0 x 50mm
- 3 x Precision Phillips - #000 x 50mm, #00 x 50mm & #0 x 50mm

Set includes Go-thru screwdrivers with steel strike cap for use with a hammer to loosen stubborn screws and hex shafts which allows the use of a spanner or gear ratchet for greater torque in loosening or tightening screws



888 SERIES SCREWDRIVER SETS IN X-CASES CONTINUED



T834030

SCREWDRIVER SET IN X-CASE
STANDARD & ELECTRICAL
20 PIECE

CONTENTS

- 6 x Slotted - 3.0 x 75mm, 5.0 x 100mm, 6.0 x 38mm, 6.0 x 125mm, 6.0 x 150mm & 8.0 x 150mm
- 6 x Phillips - #0 x 75mm, #1 x 100mm, #2 x 38mm, #2 x 100mm, #2 x 150mm & #3 x 150mm
- 4 x VDE Insulated Slotted - 3.0 x 75mm, 4.0 x 100mm, 5.5 x 125mm & 6.5 x 150mm
- 4 x VDE Insulated Phillips - #0 x 60mm, #1 x 80mm, #2 x 100mm & #3 x 150mm

- VDE Screwdrivers - Insulated handle & blades - Safe for applications up to 1000 V AC/1500V DC
- Durable ergonomic handles, featuring anti-slip grip
- Magnetic tips for greater fastener control
- Chrome Vanadium Steel (Cr-V) shafts
- Hardened and tempered for strength and durability



SCREWDRIVER SETS IN CASES



SP34000

SCREWDRIVER SET IN CASE
12 PIECE

CONTENTS

- 6 x Slotted - 3.0 x 75mm, 5.5 x 100mm, 6.5 x 38mm, 6.5 x 100, 6.5 x 150mm & 8.0 x 150mm
- 6 x Phillips - #0 x 75mm, #1 x 75mm, #2 x 38mm, #2 x 100, #2 x 150mm & #3 x 150mm



T834000

SCREWDRIVER SET IN CASE
13 PIECE

CONTENTS

- 8 x Slotted - 3.0 x 50mm, 4.0 x 100mm, 5.0 x 100mm, 5.0 x 150mm, 6.0 x 38mm, 6.0 x 125, 6.0 x 200mm & 7.0 x 250mm
- 5 x Phillips - #0 x 75mm, #1 x 75mm, #1 x 100mm, #2 x 38mm & #3 x 150mm



SCREWDRIVER SETS



SP34002

SCREWDRIVER SET
HEAVY DUTY - PREMIUM
12 PIECE

CONTENTS

- 6 x Slotted - 3.0 x 75mm, 5.5 x 100mm, 6.5 x 38mm, 6.5 x 100mm, 6.0 x 150mm & 8.0 x 150mm
- 6 x Phillips - #0 x 75mm, #1 x 75mm, #2 x 38mm, #2 x 100mm, #2 x 150mm & 3 x 150mm



PRECISION SCREWDRIVERS SET

SP34005

SCREWDRIVER SET
PRECISION (JEWELLERS SET)
6 PIECE

CONTENTS

- 3 x Slotted - 2.0 x 50mm, 2.4 x 50mm & 3.0 x 50mm
- 3 x Phillips - #000 x 50mm, #00 x 50mm & #0 x 50mm

- Tapered handle for rapid rotation
- Durable ergonomic handle featuring anti-slip grip
- Revolving handle cap for precision and speed
- Precision ground Chrome Vanadium Steel (Cr-V) blades
- Induction hardened, magnetic tips for greater fastener control, strength and durability



INDIVIDUAL PREMIUM SCREWDRIVERS

- Heavy duty screwdrivers
- Durable ergonomic handles, featuring anti-slip grip
- Magnetic tips for greater fastener control

- Chrome Vanadium Steel (SVCN) shafts
- Hardened and tempered for strength and durability



SCREWDRIVERS
HEAVY DUTY - PREMIUM
SLOTTED

SIZE	MODEL
3.0 x 75mm	SP34120
5.5 x 100mm	SP34123
6.5 x 38mm	SP34126
6.5 x 100mm	SP34127
6.0 x 150mm	SP34141
8.0 x 150mm	SP34142



SCREWDRIVERS
HEAVY DUTY - PREMIUM
PHILLIPS

SIZE	MODEL
#0 x 75mm	SP34220
#1 x 75mm	SP34224
#2 x 38mm	SP34230
#2 x 100mm	SP34231
#2 x 150mm	SP34241
#3 x 150mm	SP34242

INDIVIDUAL GO-THRU SCREWDRIVERS

- Go-thru with steel strike cap for use with a hammer to loosen stubborn screws
- Hex shaft and hex bolster collar allows the use of a spanner or gear ratchet for greater torque in loosening or tightening screws

- Durable ergonomic handle featuring anti-slip grip
- Magnetic tip for greater fastener control
- Chrome Vanadium Steel (SVCN) shaft
- Hardened and tempered for strength and durability



HEX SHAFTS	STRIKING CAP

SCREWDRIVERS HEAVY DUTY GO-THRU SLOTTED - HEX BOLSTER

SIZE	MODEL
6.5 x 100mm	SP34150
6.5 x 150mm	SP34152
8.0 x 150mm	SP34153
8.0 x 200mm	SP34154




HEX SHAFTS	STRIKING CAP

SCREWDRIVERS HEAVY DUTY GO-THRU PHILLIPS - HEX BOLSTER


SIZE	MODEL
#2 x 100mm	SP34260
#2 x 150mm	SP34262
#3 x 150mm	SP34264
#3 x 200mm	SP34265



INDIVIDUAL ELECTRICAL SCREWDRIVERS

- VDE - Insulated handle & blade
- Safe for applications up to 1000 V AC / 1500V DC
- Durable ergonomic handle featuring anti-slip grip



- Magnetic tip for greater fastener control
- Chrome Vanadium Steel (Cr-V) shaft
- Hardened and tempered for strength and durability



HEX SHAFTS	STRIKING CAP

SCREWDRIVERS HEAVY DUTY - ELECTRICAL SLOTTED


SIZE	MODEL
3.0 x 100mm	SP34411
4.0 x 100mm	SP34413
5.5 x 125mm	SP34414
6.5 x 150mm	SP34416

HEX SHAFTS	STRIKING CAP

SCREWDRIVERS HEAVY DUTY - ELECTRICAL PHILLIPS

SIZE	MODEL
#0 x 75mm	SP34430
#1 x 75mm	SP34431
#2 x 100mm	SP34432
#3 x 150mm	SP34453



INDIVIDUAL TORX SCREWDRIVERS

- Essential in the removal of Torx Tamer proof safety screws
- Chrome Vanadium Steel (SVCN) shafts
- Hardened and tempered for strength and durability
- Durable ergonomic handles featuring anti-slip grip



SCREWDRIVERS HEAVY DUTY - PREMIUM TORX

SIZE	MODEL	SIZE	MODEL
T8 x 75mm	SP34301	T25 x 100mm	SP34305
T10 x 100mm	SP34302	T27 x 100mm	SP34306
T15 x 100mm	SP34303	T30 x 150mm	SP34307
T20 x 100mm	SP34304	T40 x 150mm	SP34308

BIT SETS

The SP Tools range of professional driver bits are manufactured to the highest standards to provide the user with a tool that will get the tough jobs done. The range covers all of the common driver bits as well as the latest designs now found in euro spec vehicles.



PROFESSIONAL BIT SETS


SP39510 POWER BIT SET 67 PIECE

CONTENTS

- 8 x Hexagon Bits - 2, 2.5, 3, 4, 5, 6, 7, 8mm
- 6 x Phillips Bits - PH.1, PH.2, PH.3 all x 2
- 6 x Pozidrive Bits - PZ.1, PZ.2, PZ.3 all x 2
- 4 x Square Bits - S-0, S-1, S-2, S-3
- 5 x Slotted Bits - 3, 4, 4.5, 5.5, 6.5mm
- 3 x Spanner Bits - 6, 8, 10mm
- 10 x Torx-Star Bits - TS7, TS8, TS9, TS10, TS15, TS20, TS25, TS27, TS30, TS40
- 10 x Tamper Torx-Star Bits - TR7, TR8, TR9, TR10, TR15, TR20, TR25, TR27, TR30, TR40
- 9 x Torx-Plus Bits - TR10, TR15, TR20, TR25, TR27, TR30, TR40, TR45, TR50
- 3 x Spline Bits - M5, M6, M8

- Universal Bit Holder and Adapters**
- 1 x 100mm(L) Bit Holder, Wobble Drive
 - 1 x 25mm(L) 1/4" Dr Socket Adaptor
 - 1 x 1/4" Dr Bit Adapter

SET INCLUDES: UNIVERSAL BIT HOLDER



- Diverse range of bit types neatly organised in a marked foam insert and sturdy case
- Hardened and tempered bits with a shot blast finish

- Includes universal bit adapter/holder - Slide the push-pull universal lock mechanism up to allow for 15 to 20° universal range, ideal for difficult to reach applications.
- Spring loaded ball bearings hold bits firmly in place
- Chrome Vanadium Steel (S2) for maximum strength and durability

SP39610 PROFESSIONAL BIT SET 37 PIECE

CONTENTS

- 1/4" Dr 30mm(L) Bits
- 6 x Hexagon - 4, 5, 6, 8, 10 & 12mm
 - 6 x Spline - M4, M5, M6, M8, M10 & M12
 - 12 x Torx - T10, T15, T20, T25, T27, T30, T40, T45, T50, T55, T60 & T70
 - 10 x Ribe Bits - M4, M5, M6, M7, M8, M9, M10, M12, M13 & M14

- Adapters & Holders**
- 1 x 100mm Extension Bit Holder
 - 1 x 3/8" Dr Bit Adaptor
 - 1 x 1/2" Dr Bit Adaptor

- Diverse range of bit types
- Bit set neatly organised in sturdy metal case
- Hardened and tempered with a shot blast finish
- Spring loaded ball bearings hold bits firmly in place
- Chrome Vanadium Steel (S2) for maximum strength and durability



PROFESSIONAL BIT SETS



- Diverse range of bit types and lengths
- Bit set neatly organised in sturdy case
- Spring loaded ball bearings hold bits firmly in place
- Chrome Vanadium Steel (S2) for maximum strength and durability

SP39620

**PROFESSIONAL BIT SET
60 PIECE**

CONTENTS

- 10mm Dr Inhex Shank 30mm(L) Bits
- Inhex - H4, H5, H6, H7, H8, H10, H12, H14 & H17
- Spline - M5, M6, M8, M10 & M12
- Torx - T20, T25, T27, T30, T40, T45, T50, T55 & T60

- 10mm Dr Inhex Shank 75mm(L) Bits
- Inhex - H4, H5, H6, H7, H8, H9, H9.5, H10 & H12
- Spline - M5, M6, M8, M10, M12, M14 & M16
- Torx - T20, T25, T27, T30, T40, T45, T50, T55 & T60
- Ribe - M6, M7, M8, M10 & M12 Square - 8, 9 & 10mm

- Adapters**
- 10mm Inhex Bit Adapters - 3/8" & 1/2" Dr
 - 1/2" Dr x 14mm Inhex Bit Adapter
 - 10mm Inhex x 14mm Inhex Dr Buffer Adapter

SP39615

**1/2" DR INSERT SOCKET BIT SET
22 PIECE**

CONTENTS

- Inhex Long Sockets - 5, 6, 7, 8, 10 & 12mm
- Torx Long Sockets - T40, T45, T50, T55, T60 & T70
- Ribe Long Sockets - M8, M9, M10, M12, M13 & M14
- Spline Long Sockets - M8, M10, M12 & M14

- Ideal for applications where specialised Inhex, Torx, Ribe or Spline bits are required
- 160mm extra long shafts ensures easy access to hard to reach fasteners
- Tough polish finishes provide for an easy clean-up
- Knurling on sockets allows for improved grip, especially useful in oily/greasy conditions
- Chrome Vanadium Steel (S2) for high durability
- Meets & exceeds international ANSI & DIN standard



COMPACT BIT SETS & ACCESSORIES



SP39600

**1/4" HEX RATCHET BIT DRIVER
COMPACT LOW PROFILE**

- Compact, low profile ratchet driver perfect for tight work spaces and close quarters
- Reversible ratcheting mechanism delivers smooth fastening and unfastening
- Chrome Vanadium Steel (Cr-V) for high durability



SP39609

**BIT SET
30 PIECE**

CONTENTS

- Set includes Metric & SAE Hex bits and Torx bits
 - Bit set comes with a holder for better organisation
 - Chrome Vanadium Steel (S2) for high durability
 - Hardened and tempered with a shot blast finish
- CONTENTS**
- Metric Hex Bits (10pc) - 1.5, 2, 2.5, 3, 4, 5, 5.5, 6, 6.5 & 7mm
 - SAE Hex Bits (10pc) - 1/16, 5/64, 3/32, 7/64, 1/8, 9/64, 5/32, 3/16, 7/32 & 1/4"
 - Torx Bits (10pc) - T8, T10, T15, T20, T25, T27, T30, T35, T40 & T45

CONTINUED **COMPACT BIT SETS & ACCESSORIES**

SP39608

**1/4" HEX RATCHET BIT DRIVER SET
COMPACT LOW PROFILE**

CONTENTS

- Ratchet Bit Driver
- Phillips Bits: #1, #2 & #3
- Slotted Bits: 4.5 & 7mm
- Torx Bits: T15 & T20
- 1 x Bit Holder Rail

- Compact, low profile ratchet driver perfect for tight work spaces and close quarters
- Reversible ratcheting mechanism delivers smooth fastening and unfastening
- Set includes Phillips, Slotted & Torx bits



- Bit set comes with a holder for better organisation
- Hardened and tempered with a shot blast finish
- Chrome Vanadium Steel (S2) for high durability

SP39605

**FINGER TIP RATCHET/SOCKET SET
EXTREME COMPACT - LOW PROFILE**

CONTENTS

- 10mm Low Profile Ratchet
- 13mm Low Profile Ratchets
- 1/4" Dr x 10mm Quick Release Adapter
- 3/8" Dr x 13mm Quick Release Adapter
- 10mm 1/4" Hex Bit Adapter

- Compact, low profile 10 & 13mm finger ratchet drivers perfect for loosening/tightening bolts and nuts in tight work spaces and close quarters
- Specially strengthened ratchet gear teeth to sustain maximum applied torque
- Precision ratcheting mechanism delivers smooth fastening and unfastening
- Flip ratchets over for reverse function
- Quick release adapters converts finger ratchet to a compact ratchet handle for 1/4" Dr or 3/8" Dr Sockets
- Spring loaded ball bearing with quick release mechanism ensures sockets stay secure
- Bit adapter converts finger ratchet into a compact, low profile ratchet screwdriver
- Chrome Vanadium Steel (Cr-V) for high durability
- Tough triple chrome finish



Perfect set for reaching sockets and screws in extremely difficult to reach, tight and confined areas.



**MINI SPANNER BIT SETS
LOW PROFILE - DIAMOND COATED TIPS
7 PIECE**

**DIAMOND
COATED TIPS**

ACTUAL HEIGHT

9.5mm CLEARANCE

- Access screws in extremely low clearance areas that are normally impossible to reach with regular screwdrivers without major disassembly
- Ideal for use behind dashboards and inside electronics
- Industrial grade diamond coated tips provide more grip and increase torsional performance thus reducing the possibility of the bits slipping from the screw recess
- Coating provides protection against cam-out and greatly increases the chances of removing partially stripped screw heads
- Flat, high grade aluminium handles - 108mm Long
- Set includes a heavy duty canvas storage pouch

AVAILABLE IN 2 OPTIONS

SP39650

SLOTTED & PHILLIPS

- Slotted - 4.8mm, 6.35mm & 8.0mm
- Phillips - #0, #1, #2 & #3

SP39660

TORX

- Torx - T10, T15, T20, T25, T27, T30 & T40

HALF FLEXIBLE BITS OR SOCKET HOSE CLIP NUT DRIVERS

HALF FLEXIBLE HOSE CLIP NUT DRIVERS

AVAILABLE IN 2 OPTIONS



- Ideal for trouble free installation and removal of most modern hose clamps
- 300mm long hose clip driver with a 170mm long flexible shaft
- Allows access to hard to reach hose clamps
- Twin knurled rotating finger grip on flex shaft for quick and easy installation/removal of screws
- Spring loaded ball bearing holds bit securely
- Ergonomic handle for comfort and superior grip

SP30861

1/4" HEX BIT SET
11 PIECE

SET INCLUDES

- Half Flexible Driver with 1/4" Hex Bit End - 610mm
- Phillips Bits: #1, #2, PZ1 & PZ2
- Slotted Bits: 4 & 5mm
- Torx Bits: T20, T25, T30 & T40
- 1 x Bit Holder Rail

SP30862

1/4" DR SOCKET SET
6 PIECE

SET INCLUDES

- Half Flexible Driver with 1/4" Dr end - 610mm
- 5, 6, 7, 8, 10mm Sockets
- 1 x Socket Rail

IMPACT DRIVER BIT SETS

SP34030

IMPACT DRIVER BIT SET
13 PIECE

CONTENTS

- Impact Driver
- 4 x Slotted Bits - 5, 6, 8 & 9mm
- 4 x Phillips Bits - #1, #2, #3 & #4
- 4 x Inhex Bits - 4, 5, 6 & 8mm
- Metal case



- Impact drive handle loosens rusted or seized screws, nuts and bolts with ease
- Set includes Phillips, Slotted & Inhex bits
- Hardened and tempered with a shot blast finish bits

- Durable metal storage case
- Chrome Vanadium Steel (S2) for high durability



SP34035

IMPACT DRIVER BIT SET
1/2" DR HEAVY DUTY
10 PIECE

CONTENTS

- Impact Handle
- 4 x Phillips Bits - #2x1-3/8", #2x3-1/8", #3x1-3/8" & #3x3-1/8"
- 4 x Slotted Bits - 5/16x1-3/8", 5/16x3-1/8", 3/8x1-3/8 & 3/8x3-1/8"
- Bit Holder has 1/2" & 5/16" Hex for Phillips and Slotted Bits

- Use with a hammer to loosen rusted or seized screws, nuts and bolts with ease
- Set includes Phillips & Slotted bits
- Hardened and tempered with a shot blast finish bits
- Durable metal storage case
- Chrome Vanadium Steel (S2) for high durability

2-IN-1 ROTATABLE RATCHET DRIVER SET

90° ROTATABLE RATCHET DRIVER:

- Head swivels and locks to 90° for hard to reach applications
- On-board storage of bits
- Removable Socket-to-Bit Adapter
- Full metal gearbox



ON-BOARD BIT STORAGE

INDUSTRIAL QUALITY

FORWARD & REVERSE WITH SPINDLE LOCK

ROTATES & LOCKS TO 90°

2-IN-1 SOCKET/BIT ADAPTER:

DESIGNED FOR QUICK CHANGES BETWEEN SOCKETS AND BITS



SLIDE

SOCKET ADAPTER

BIT ADAPTER

- Converts from 1/4" square drive to 1/4" hex drive - Sockets and bits can easily be changed via a push-pull mechanism. Pull the sleeve down to expose the 1/4" drive socket holder, and push the sleeve back up to expose the 1/4" Hex receptor.

SP39630

2-IN-1 ROTATABLE RATCHET DRIVER SET
1/4" BIT SET
9 PIECE

- SET INCLUDES**
- Rotatable Ratchet Driver
 - Socket to Bit Adapter
- Bit Set: 7pc**
- Phillips Bits - #1, #2 & #3
 - Hexagon Bits - 4mm
 - Slotted Bits - 6mm
 - Torx Bits - T10 & T30



SP39635

2-IN-1 ROTATABLE RATCHET DRIVER SET
1/4" BIT SET & SOCKET RAIL SET
16 PIECE

- SET INCLUDES**
- Rotatable Ratchet Driver
 - Socket to Bit Adapter
- Bit Set: 7pc**
- Phillips Bits - #1, #2 & #3
 - Hexagon Bits - 4mm
 - Slotted Bits - 6mm
 - Torx Bits - T10 & T30
- 1/4" Dr 6pt Socket Rail: 7pc**
- 4, 5, 6, 7, 8, 9 & 10mm



QUICK CHANGE SOCKET TO BIT ADAPTERS

DESIGNED FOR QUICK CHANGES BETWEEN SOCKETS & BITS



SLIDE

SOCKET ADAPTER


BIT ADAPTER

SP39515

2-IN-1 SOCKET/BIT ADAPTER
1/4" DR & 1/4" HEX

- Converts from 1/4" square drive to 1/4" hex drive - Sockets and bits can easily be changed via a push-pull mechanism. Pull the sleeve down to expose the 1/4" drive socket holder, and push the sleeve back up to expose the 1/4" Hex receptor.
- Spring loaded ball bearings hold sockets or bits firmly in place

UNIVERSAL RANGE
15° TO 20°



SLIDE

SOCKET ADAPTER

BIT ADAPTER

SP39518

2-IN-1 UNIVERSAL SOCKET/BIT ADAPTER
1/4" DR & 1/4" HEX

- Converts from 1/4" square drive to 1/4" hex drive - Sockets and bits can easily be changed via a push-pull mechanism. Pull the sleeve down to expose the 1/4" drive socket holder, and push the sleeve back up to expose the 1/4" Hex receptor
- Spring loaded ball bearings hold sockets or bits firmly in place
- Slide the push-pull universal lock mechanism up to allow for 15 to 20° universal range, ideal for difficult to reach applications.

HEX & TORX KEYS

HEAVY DUTY KEY SETS

The SP Tools range of hex keys and Torx keys are designed to suit both automotive technicians and the industrial fitter. With sizes from 1.27mm to 36mm, we have a hex key for almost every application

HEX & TORX KEY SETS

KEY SETS - BLACK 9 PIECE

- Available in Metric, SAE & Torx
- Chrome Vanadium Steel (Cr-V) Keys
- Hardened and tempered for strength and durability
- Double ended
- Chemically blackened



AVAILABLE IN 3 OPTIONS

BALL DRIVE ON METRIC & SAE SETS
Allows for angled reach to awkward fasteners

SP34501
METRIC - BALL DRIVE

- 1.5, 2, 2.5, 3, 4, 5, 6, 8 & 10mm Hex Keys
- Organiser

SP34502
SAE - BALL DRIVE

- 1/16", 5/64", 3/32", 1/8", 5/32", 3/16", 1/4", 5/16" & 3/8" Hex Keys
- Organiser

SP34507
TORX

- T10, T15, T20, T25, T27, T30, T40, T45 & T50 Torx Keys
- Organiser

KEY SETS - CHROME MAGNETIC 9 PIECE

- Available in Metric, SAE & Torx
- Magnetic tips (excluding the 2 smallest sizes)
- Chrome Vanadium Steel (Cr-V) Keys
- Hardened and tempered for strength and durability
- Double ended



AVAILABLE IN 3 OPTIONS

BALL DRIVE ON METRIC & SAE SETS
Allows for angled reach to awkward fasteners



SP34511
METRIC - BALL DRIVE

- 1.5, 2, 2.5, 3, 4, 5, 6, 8 & 10mm Hex Keys
- Organiser

SP34512
SAE - BALL DRIVE

- 1/16", 5/64", 3/32", 1/8", 5/32", 3/16", 1/4", 5/16" & 3/8" Hex Keys
- Organiser

SP34517
TORX

- T10, T15, T20, T25, T27, T30, T40, T45 & T50 Torx Keys
- Organiser

KEY SETS - COLOUR CODED 888 SERIES - LONG 9 PIECE

- Available in Metric, SAE, Torx & Tamper Proof Torx
- Chrome Vanadium Steel (Cr-V) Keys
- Hardened and tempered for strength and durability
- Double ended



AVAILABLE IN 4 OPTIONS

BALL DRIVE ON METRIC & SAE SETS
Allows for angled reach to awkward fasteners

T834511
METRIC - BALL DRIVE

- 1.5, 2, 2.5, 3, 4, 5, 6, 8 & 10mm Hex Keys
- Organiser

T834512
SAE - BALL DRIVE

- 1/16, 5/16, 3/32, 1/8, 5/32, 3/16, 1/4, 5/16 & 3/8" Hex Keys
- Organiser

T834517
TORX

- T10, T15, T20, T25, T27, T30, T40, T45 & T50 Torx Keys
- Organiser

T834518
TAMPER PROOF TORX

- T10, T15, T20, T25, T27, T30, T40, T45 & T50 Tamper Proof Torx Keys
- Organiser

HEX KEY SETS - CHROME MAGNETIC 13 PIECE

- Available in Metric & SAE
- Magnetic tips (excluding the 2 smallest sizes)
- Chrome Vanadium Steel (Cr-V) Keys
- Hardened and tempered for strength and durability
- Double ended



AVAILABLE IN 2 OPTIONS

BALL DRIVE ON METRIC & SAE SETS
Allows for angled reach to awkward fasteners



SP34521
METRIC - BALL DRIVE

- 1.27, 1.5, 2, 2.5, 3, 4, 4.5, 5, 5.5, 6, 7, 8 & 10mm Hex Keys
- Organiser

SP34522
SAE - BALL DRIVE

- 0.05, 1/16", 5/64", 3/32", 7/64", 1/8", 9/64", 5/32", 3/16", 7/32, 1/4", 5/16" & 3/8" Hex Keys
- Organiser

HEX KEY SETS - CHROME MAGNETIC - JUMBO 13 PIECE

- Available in Metric & SAE
- Magnetic tips (excluding the 2 smallest sizes)
- Chrome Vanadium Steel (Cr-V) Keys
- Hardened and tempered for strength and durability
- Double ended



AVAILABLE IN 2 OPTIONS

BALL DRIVE ON METRIC & SAE SETS
Allows for angled reach to awkward fasteners



SP34526
METRIC - BALL DRIVE

- 2, 2.5, 3, 4, 5, 6, 7, 8, 10, 12, 14, 17 & 19mm Jumbo Hex Keys
- Organiser

SP34527
SAE - BALL DRIVE

- 1/16", 5/64", 3/32", 1/8", 5/32", 3/16", 1/4", 5/16", 3/8", 1/2", 9/16", 5/8" & 3/4" Jumbo Hex Keys
- Organiser

FOLDING KEY SETS



SP34560

FOLDING KEY SETS - CHROME METRIC, SAE & TORX MAGNETIC 3 PIECE

SET INCLUDES

- FOLDING MAGNETIC HEX KEY SET - METRIC - 9PC
 - 1.5, 2, 2.5, 3, 3.5, 4, 4.5, 5 & 6mm
- FOLDING MAGNETIC HEX KEY SET - SAE - 8PC
 - 1/16", 5/64", 3/32", 1/8", 9/64", 5/32", 3/16" & 1/4"
- FOLDING MAGNETIC KEY SET - TORX® - 7PC
 - T10, T15, T20, T25, T27, T30 & T40



BALL DRIVE ON METRIC & SAE SETS
Allows for angled reach to awkward fasteners

- All keys fold away into their handles for easy and convenient storage
- Handle acts as an extension to the hex key for greater torque
- Magnetic tips

- Chrome Vanadium Steel (Cr-V) blades
- Hardened and tempered for strength and durability
- Easy grip comfort handle for maximum torque & reduced hand fatigue

FOLDING KEY SETS MAGNETIC

- All Hex keys fold away into the handle for easy and convenient storage
- Handle acts as an extension to the hex key for greater torque
- Magnetic tips
- Chrome Vanadium Steel (Cr-V) blades
- Hardened and tempered for strength and durability
- Easy grip comfort handle for maximum torque & reduced hand fatigue



BALL DRIVE ON METRIC & SAE SETS
Allows for angled reach to awkward fasteners

AVAILABLE IN 3 OPTIONS

SP34561

METRIC - BALL DRIVE 9 PIECE

- 1.5, 2, 2.5, 3, 3.5, 4, 4.5, 5 & 6mm Hex Keys

SP34562

SAE - BALL DRIVE 8 PIECE

- 1/16", 5/64", 3/32", 1/8", 9/64", 5/32", 3/16" & 1/4"

SP34567

TORX 7 PIECE

- T10, T15, T20, T25, T27, T30 & T40 Torx Keys

FOLDING KEY SETS - 888 SERIES MAGNETIC

- All Hex keys fold away into the handle for easy and convenient storage
- Handle acts as an extension to the hex key for greater torque
- Magnetic tips
- Chrome Vanadium Steel (Cr-V) blades
- Hardened and tempered for strength and durability
- Heavy Duty handle for maximum torque



BALL DRIVE ON METRIC & SAE SETS
Allows for angled reach to awkward fasteners

AVAILABLE IN 3 OPTIONS

T834561

METRIC - BALL DRIVE 9 PIECE

- 1.5, 2, 2.5, 3, 4, 5, 6, 8 & 10mm Hex Keys

T834562

SAE - BALL DRIVE 8 PIECE

- 1/16, 5/64, 3/32, 1/8, 5/32, 3/16, 1/4 & 5/16"

T834567

TORX 7 PIECE

- T10, T15, T20, T25, T27, T30 & T40 Torx Keys

T-HANDLE KEY SETS

T-HANDLE KEY SETS COLOUR CODED 8 PIECE



BALL DRIVE ON METRIC & SAE SETS
Allows for angled reach to awkward fasteners

- Available in Metric, SAE & Torx
- Colour coded for easy identification
- Chrome Vanadium Steel (Cr-V) blade
- Hardened and tempered for strength and durability
- Easy grip comfort handle for maximum torque & reduced hand fatigue
- Double ended
- Metal storage stand can be mounted on the wall or workbench

AVAILABLE IN 3 OPTIONS

SP34705

METRIC - BALL DRIVE

- 2, 2.5, 3, 4, 5, 6, 8 & 10mm

SP34706

SAE - BALL DRIVE

- 5/64", 3/32", 1/8", 5/32", 3/16", 1/4", 5/16" & 3/8"

SP34708

TORX

- T8, T10, T15, T20, T25, T30, T40 & T50

ALSO AVAILABLE INDIVIDUALLY

T-HANDLE KEYS METRIC

COLOUR CODED

SIZE	MODEL
2mm	SP34721
2.5mm	SP34722
3mm	SP34723
4mm	SP34724
5mm	SP34725
6mm	SP34726
8mm	SP34727
10mm	SP34728

T-HANDLE KEYS SAE

COLOUR CODED

SIZE	MODEL
5/64"	SP34751
3/32"	SP34752
7/64"	SP34753
1/8"	SP34754
9/64"	SP34755
5/32"	SP34756
3/16"	SP34757
7/32"	SP34758
1/4"	SP34759
5/16"	SP34760
3/8"	SP34761

T-HANDLE KEYS TORX

COLOUR CODED

SIZE	MODEL
T8	SP34860
T10	SP34861
T15	SP34862
T20	SP34863
T25	SP34864
T27	SP34868
T30	SP34865
T40	SP34866
T50	SP34867



T-HANDLE KEY SETS 888 SERIES 8 PIECE

- Available in Metric, SAE & Torx
- Chrome Vanadium Steel (Cr-V) blades
- Easy grip comfort handle for maximum torque & reduced hand fatigue
- Double ended



AVAILABLE IN 2 OPTIONS

T834706

SAE - BALL DRIVE

- SAE: 5/64", 3/32", 1/8", 5/32", 3/16", 1/4", 5/16" & 3/8"

T834708

TORX

- T10, T15, T20, T25, T27, T30, T40 & T45

SLIDING T-HANDLE KEY SET



SP34710

T-HANDLE KEY SET
SLIDING - METRIC
8 PIECE

SET INCLUDES

- 2.5, 3, 4, 5, 6, 7, 8 & 10mm

- T-Handle design with hex key fittings on all three ends for quick and easy operation
- High quality Chrome Vanadium Steel (Cr-V) blades
- Hardened and tempered for strength and durability
- T-Handle fitted with sliding cross bars with multiple locking positions for better accessibility in hard to reach areas and providing additional leverage
- Burnished tips and chrome finish

FULL STEEL DESIGN

3 SIDED HEX ENDS

ALSO AVAILABLE INDIVIDUALLY



T-HANDLE KEYS
SLIDING - METRIC

SIZE	MODEL
2.5mm	SP34770
3mm	SP34771
4mm	SP34772
5mm	SP34773
6mm	SP34774
7mm	SP34775
8mm	SP34776
10mm	SP34777

HEX AND TORX KEYS



- Ball Drive allows for angled reach to awkward fasteners
- Hex ended - 2 way function
- Chrome Vanadium Steel (Cr-V)
- Packs of 5

HEX KEYS - BLACK
METRIC - BALL DRIVE

SIZE	PACK OF	MODEL
1.5mm	5	SP34602
2mm	5	SP34603
2.5mm	5	SP34604
3mm	5	SP34605
4mm	5	SP34607

SIZE	PACK OF	MODEL
5mm	5	SP34609
6mm	5	SP34611
8mm	5	SP34613
10mm	5	SP34615



HEX KEYS - BLACK
SAE - BALL DRIVE

SIZE	PACK OF	MODEL
1/16"	5	SP34652
5/64"	5	SP34653
3/32"	5	SP34654
1/8"	5	SP34656
5/32"	5	SP34658

SIZE	PACK OF	MODEL
3/16"	5	SP34659
1/4"	5	SP34661
5/16"	5	SP34662
3/8"	5	SP34663



- Hex ended - 2 way function
- Long series
- Chrome Vanadium Steel (Cr-V)
- Packs of 5, 2, or 1 Hex Keys (size dependant)

HEX KEYS - CHROME
METRIC - LONG SERIES

SIZE	PACK OF	MODEL
1.27mm	5	SP34901
1.5mm	5	SP34902
2mm	5	SP34903
2.5mm	5	SP34904
3mm	5	SP34905
4mm	5	SP34907
5mm	5	SP34909
6mm	5	SP34911
7mm	5	SP34912
8mm	5	SP34913
10mm	5	SP34915

SIZE	PACK OF	MODEL
12mm	2	SP34916
14mm	2	SP34917
17mm	2	SP34918
19mm	2	SP34919
22mm	1	SP34920
24mm	1	SP34921
27mm	1	SP34922
30mm	1	SP34923
32mm	1	SP34924
36mm	1	SP34925



HEX KEYS - CHROME
SAE - LONG SERIES

SIZE	PACK OF	MODEL
0.05	5	SP34951
1/16"	5	SP34952
5/64"	5	SP34953
3/32"	5	SP34954
7/64"	5	SP34955
1/8"	5	SP34956
9/64"	5	SP34957
5/32"	5	SP34958
3/16"	5	SP34959
7/32"	5	SP34960

SIZE	PACK OF	MODEL
1/4"	5	SP34961
5/16"	5	SP34962
3/8"	5	SP34963
7/16"	2	SP34964
1/2"	2	SP34965
9/16"	2	SP34966
5/8"	2	SP34967
3/4"	2	SP34968
7/8"	1	SP34969
1"	1	SP34970



- Torx ended - 2 way function
- Chrome Vanadium Steel (Cr-V)
- Packs of 5

TORX KEYS - BLACK

SIZE	PACK OF	MODEL
T10	5	SP34681
T15	5	SP34682
T20	5	SP34683
T25	5	SP34684

SIZE	PACK OF	MODEL
T30	5	SP34686
T40	5	SP34687
T45	5	SP34688
T50	5	SP34689



TORX KEYS - CHROME

SIZE	PACK OF	MODEL
T9	5	SP34980
T10	5	SP34981
T15	5	SP34982
T20	5	SP34983
T25	5	SP34984

SIZE	PACK OF	MODEL
T27	5	SP34985
T30	5	SP34986
T40	5	SP34987
T45	5	SP34988
T50	5	SP34989

HEX KEY SET IN STORAGE WALLET



T834541

HEX KEY SET IN WALLET
888 SERIES - SAE & METRIC
25 PIECE

SAE LONG ARM:

- 1/16, 5/64, 3/32, 7/64, 1/8, 9/64, 5/32, 3/16, 7/32, 1/4, 5/16 & 3/8"

METRIC SHORT ARM:

- 1.5, 2, 2.5, 3, 4, 4.5, 5, 5.5, 6, 7, 8, 9 & 10mm



- Chrome Vanadium Steel (Cr-V) blades
- Precisely-sized, chamfered ends insert smoothly into fastener head
- Hardened and tempered for strength and durability

- Long arm keys provide extra reach and greater torque
- Keys housed in organiser/storage wallet
- Sizes clearly marked on wallet for fast size selection

07

PLIERS & CUTTERS

THE TRUE NATURE OF PLIERS AND CUTTERS IS TO INCREASE THE ABILITY TO HOLD AND OR CUT A CERTAIN MATERIAL. AT SP WE PRIDE OURSELVES ON DELIVERING A TOOL THAT DOES THIS WITH A MINIMUM OF EFFORT AND A PERFECT RESULT.



SUB-CATEGORIES:

PLIERS & CUTTER SETS	260
INDIVIDUAL PLIERS & CUTTERS	261
LONG HANDLE PLIERS	263
PINCERS & NIPPERS	263
MULTIGRIPS	264
CIRCLIP PLIERS	265
LOCKING PLIERS	266
SNIPS	268
HOLE PUNCH PLIERS	269
SAFETY WIRE PLIERS	269

PLIERS & CUTTERS

- High Leverage for extra power
- Precision Cutting and gripping blades
- Induction hardened cutting edges



PLIERS/CUTTER SETS



- Forged chrome Vanadium (Cr-V) Steel blades for increased strength and durability
- High leverage allows effortless extended use
- Precision induction hardened cutting edges
- Non-slip cushion comfort grips
- 200mm (8")

SP32903
PLIER/CUTTER SET
HIGH LEVERAGE
3 PIECE

- CONTENTS**
- Combination Pliers - 200mm (8")
 - Long Nose Pliers - 200mm (8")
 - Diagonal Cutters - 200mm (8")



- Forged chrome Vanadium (Cr-V) Steel blades for increased strength and durability
- Induction hardened cutting edges
- Insulated grip handles – 1000V VDE
- Ergonomical and comfortable handles featuring slip guards for added safety

SP32909
PLIER/CUTTER SET
VDE INSULATED
3 PIECE

- CONTENTS**
- Combination Pliers - 200mm (8")
 - Long Nose Pliers - 200mm (8")
 - Diagonal Cutters - 180mm (7")



- Heavy duty forged alloy steel blades
- Hardened heat treated jaws
- High leverage allows effortless extended use
- Ergonomical and comfortable handles featuring slip guards for added safety
- 200mm (8")

T832903
PLIER/CUTTER SET
888 SERIES
3 PIECE

- CONTENTS**
- Combination Pliers - 200mm (8")
 - Long Nose Pliers - 200mm (8")
 - Diagonal Cutters - 200mm (8")



T832904
PLIER/CUTTER SET
888 SERIES
4 PIECE

- CONTENTS**
- Combination Pliers - 200mm (8")
 - Long Nose Pliers - 200mm (8")
 - Diagonal Cutters - 200mm (8")
 - Multigrips - 250mm (10")

- Heavy duty forged alloy steel blades
- Hardened heat treated jaws
- High leverage allows effortless extended use
- Ergonomical and comfortable handles
- Multigrips feature multiple jaw position for heavier and varied gripping applications



SP32901
PLIER/CUTTER SET
MINI
4 PIECE

- CONTENTS**
- Long Nose Pliers - 130mm (5")
 - Combination Pliers - 115mm (4.5")
 - Diagonal Cutters - 115mm (4.5")
 - End Cutters - 115mm (4.5")

- Forged chrome Vanadium (Cr-V) Steel blades for increased strength and durability
- Precision induction hardened cutting edges
- Non-slip cushion comfort grips
- Spring handle allows for reduced and fatigue easy operation

T832900
PLIER/CUTTER SET
888 SERIES
3 PIECE

- CONTENTS**
- Flat Nose Pliers - 125mm (5")
 - Long Nose Pliers - 125mm (5")
 - Diagonal Cutters - 112.5mm (4.5")

- Heavy duty forged alloy steel blades
- Hardened heat treated jaws
- High leverage allows effortless extended use
- Ergonomical and comfortable handles
- Spring handle allows for reduced and fatigue easy operation

INDIVIDUAL PLIERS & CUTTERS

- Forged chrome Vanadium (Cr-V) Steel blades for increased strength and durability
- High leverage allows effortless extended use
- Precision induction hardened cutting edges
- Non-slip cushion comfort grips



COMBINATION PLIERS
HIGH LEVERAGE

SIZE	MODEL
175mm (7")	SP32007
200mm (8")	SP32008

LONG NOSE PLIERS
HIGH LEVERAGE

SIZE	MODEL
150mm (6")	SP32106
200mm (8")	SP32108

BENT NOSE PLIERS
HIGH LEVERAGE

SIZE	MODEL
200mm (8")	SP32158

INDIVIDUAL PLIERS & CUTTERS CONTINUED

- Forged chrome Vanadium (Cr-V) Steel blades for increased strength and durability
- High leverage allows effortless extended use

- Precision induction hardened cutting edges
- Non-slip cushion comfort grips



DIAGONAL CUTTERS HIGH LEVERAGE

SIZE	MODEL
150mm (6")	SP32206
180mm (7")	SP32207
200mm (8")	SP32208

CABLE CUTTERS HIGH LEVERAGE

SIZE	MODEL
200mm (8")	SP32258

DIAGONAL CUTTERS FLUSH CUT

SIZE	MODEL
125mm (5")	SP32203
150mm (6")	SP32204

- Heavy duty forged alloy steel blades
- Hardened heat treated jaws
- High leverage allows effortless extended use

- Ergonomical and comfortable handles featuring slip guards for added safety



COMBINATION PLIERS 888 SERIES

SIZE	MODEL
200mm (8")	T832008

LONG NOSE PLIERS 888 SERIES

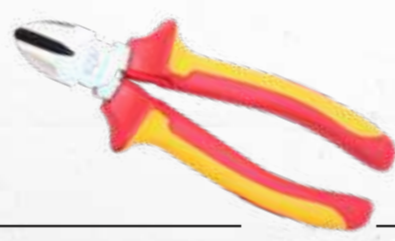
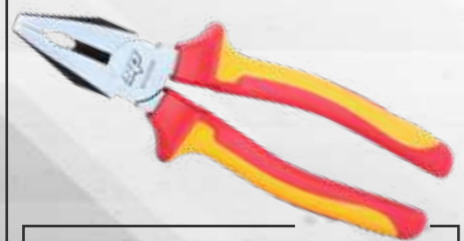
SIZE	MODEL
200mm (8")	T832108

DIAGONAL CUTTERS 888 SERIES

SIZE	MODEL
180mm (7")	T832208

- Forged chrome Vanadium (Cr-V) Steel blades for increased strength and durability
- Induction hardened cutting edges

- Insulated grip handles – 1000V VDE
- Ergonomical and comfortable handles featuring slip guards for added safety



COMBINATION PLIERS VDE INSULATED

SIZE	MODEL
200mm (8")	SP32009

LONG NOSE PLIERS VDE INSULATED

SIZE	MODEL
200mm (8")	SP32109

DIAGONAL CUTTERS VDE INSULATED

SIZE	MODEL
180mm (7")	SP32209

PLIERS LONG HANDLE

The SP range of long handled pliers make it easier to work in hard to reach places. Their unique design adds superior grip when you really need it.



LONG HANDLE PLIER SET



SP32905 PLIER SET LONG HANDLE 3 PIECE

CONTENTS

- Straight - 275mm (11")
- 45° Bent - 275mm (11")
- 90° Bent - 275mm (11")

- 275mm long pliers - ideal for reaching where standard pliers will not
- Long reach for extra hard to reach and awkward areas
- Serrated jaws ensure a secure grip in any conditions
- Slip resistant cushion grips
- Chrome Vanadium Steel (Cr-V) for high durability

INDIVIDUAL LONG HANDLE PLIERS



LONG HANDLE PLIERS STRAIGHT

SIZE	MODEL
275mm (11")	SP32162

LONG HANDLE PLIERS 45° BENT

SIZE	MODEL
275mm (11")	SP32163

LONG HANDLE PLIERS 90° BENT

SIZE	MODEL
275mm (11")	SP32164

NIPPER PLIERS

- Forged chrome Vanadium (Cr-V) steel blades for increased strength and durability
- High leverage allows effortless extended use
- Non-slip vinyl grip
- Precision engineered cutting jaw
- Heavy duty pivot bolt

SP32268 CONCRETE NIPPER PLIERS 250MM (10")

SP32269 END NIPPER PLIERS 200MM (8")



MULTIGRIPS

ADJUSTABLE JOINT PLIERS

Multigrips are perfect for gripping surfaces like pipes and damaged fasteners. Their extra leverage means you require a minimum of hand force to get the job done.



CIRCLIP PLIERS

SNAP RING PLIERS

Heavy duty one piece forged arms with induction hardened tips will provide extra long life. Spring loaded heads and ergonomic designed handles make them user friendly with less chance of accidental pop off of circlip rings.



MULTIGRIP PLIER SETS & INDIVIDUAL PLIERS

MULTIGRIPS SELF ADJUSTING

- Available in 2 sizes: 180mm & 250mm
- Self-adjusting, one handed operation allows the jaws to adjust automatically as you squeeze the grips
- Reduces the hand span by approx. 20% over conventional pliers, particularly on larger objects
- The design increases torque by 2.5 times over conventional adjustable pliers (Multigrips)
- Simply close the handles and the jaws automatically adjust on objects up to (SP32420 - 35mm) (SP32425 - 55mm)
- "Gorilla Grip" serrated jaws
- Non-slip contoured cushioned grips

2.5 TIMES MORE TORQUE

SELF ADJUSTING "GORILLA GRIP" SERRATED JAWS

AVAILABLE IN 2 OPTIONS

SIZE	MODEL
180mm (7")	SP32420
250mm (10")	SP32425

• Combo straight and V-Jaw will grip hex, square and round objects

• Layered steel construction for added strength



MULTIGRIPS SET HIGH LEVERAGE 3 PIECE

CONTENTS

- Multigrips Pliers - 200mm (8")
- Multigrips Pliers - 250mm (10")
- Multigrips Pliers - 300mm (12")
- Forged Chrome Molybdenum (Cr-Mo) Steel
- High leverage allows for effortless extended use
- Multiple jaw position for heavier and varied gripping applications

ALSO AVAILABLE INDIVIDUALLY

MULTIGRIPS HIGH LEVERAGE

SIZE	MODEL
200mm (8")	SP32401
250mm (10")	SP32402
300mm (12")	SP32403

MULTIGRIPS SET 888 SERIES 2 PIECE

CONTENTS

- Multigrips Pliers - 250mm (10")
- Multigrips Pliers - 300mm (12")



- Forged alloy steel
- Hardened heat treated jaws
- High leverage allows for effortless extended use
- Multiple jaw position for heavier and varied gripping applications

CIRCLIP PLIER SETS & INDIVIDUAL PLIERS

SP32305

4-IN-1 SNAP RING PLIER SET

4x INTERCHANGEABLE HEADS

- Internal straight
- Internal bent
- External straight
- External bent
- 160mm long plier with 4x interchangeable heads
- Compact, lightweight and portable
- Ergonomic design



ALSO AVAILABLE INDIVIDUALLY

STRAIGHT INTERNAL

SIZE	MODEL
140mm (5.5")	SP32311
175mm (7")	SP32301
240mm (10")	SP32321

BENT INTERNAL

SIZE	MODEL
140mm (5.5")	SP32313
175mm (7")	SP32303
240mm (10")	SP32323

STRAIGHT EXTERNAL

SIZE	MODEL
140mm (5.5")	SP32312
175mm (7")	SP32302
240mm (10")	SP32322

BENT EXTERNAL

SIZE	MODEL
140mm (5.5")	SP32314
175mm (7")	SP32304
240mm (10")	SP32324

CIRCLIP PLIER SETS 4 PIECE

SETS INCLUDE

- Straight Internal Circlip Pliers
- Bent Internal Circlip Pliers
- Straight External Circlip Pliers
- Bent External Circlip Pliers
- Available in 3 size sets: 140mm, 175mm & 240mm
- Suitable for installing and removing external and internal retaining clips
- Slim jaws for optimum access
- Chrome Vanadium Steel (Cr-V) for high durability
- Polished heads with chemically blackened tips
- Spring loaded ergonomic handles with non-slip cushion grips

SETS AVAILABLE IN 3 OPTIONS

SIZE	MODEL
140mm (5.5")	SP32931
175mm (7")	SP32932
240mm (9.5")	SP32933



ALSO AVAILABLE INDIVIDUALLY

STRAIGHT INTERNAL

SIZE	MODEL
175mm (7")	T832301

BENT INTERNAL

SIZE	MODEL
175mm (7")	T832303

STRAIGHT EXTERNAL

SIZE	MODEL
175mm (7")	T832302

BENT EXTERNAL

SIZE	MODEL
175mm (7")	T832304

CIRCLIP PLIER SET 888 SERIES 4 PIECE

SET INCLUDES

- Straight Internal - 175mm (7")
- Bent Internal Circlip Pliers - 175mm (7")
- Straight External Circlip Pliers - 175mm (7")
- Bent External Circlip Pliers - 175mm (7")
- Suitable for installing and removing external and internal retaining clips
- Slim jaws for optimum access
- Slip resistant cushion grips
- Polished heads with chemically blackened tips
- Spring loaded ergonomic handles
- 175mm (7")

T832932



LOCKING PLIERS

We offer a complete range of locking pliers for many applications, from holding steel sheet about to be welded to removing a damaged nut, we have the tool to suit.



LOCKING PLIER SETS & INDIVIDUAL PLIERS

CURVED JAW

Maximises pressure points for any bolt, nut or locking tool applications



STRAIGHT JAW

Ideal for clamping, holding flat stock, sheet metal etc. in position for cutting, assembling, drilling or welding



LONG NOSE

Long nose for easy access in extended reach applications



ALSO AVAILABLE INDIVIDUALLY

CURVED JAW

SIZE	MODEL
125mm (5")	SP32601
175mm (7")	SP32602
250mm (10")	SP32603

STRAIGHT JAW

SIZE	MODEL
175mm (7")	SP32612
250mm (10")	SP32613

LONG NOSE

SIZE	MODEL
150mm (6")	SP32621
225mm (9")	SP32623

SP32926

LOCKING PLIER SET HIGH LEVERAGE 3 PIECE

CONTENTS

- Long Nose - 225mm (9")
- Curved Jaw - 250mm (10")
- Curved Jaw - 175mm (7")

- Non-slip jaws
- Heavy duty hardened jaws for increased gripping power
- Chrome Molybdenum Steel (Cr-Mo) for strength and durability
- Heavy duty knurled adjuster nut
- Easy quick-release lever with non-slip rubber coating



T832921

LOCKING PLIER SET CURVED JAW 888 SERIES 3 PIECE

- Curved Jaw - 150mm (6")
- Curved Jaw - 200mm (8")
- Curved Jaw - 250mm (10")

- Non-slip curved jaws maximises pressure points for any bolt, nut or locking tool application
- Heavy duty hardened jaws for increased gripping power
- Heavy duty knurled adjuster nuts
- Easy quick-release levers

T832930

LOCKING PLIER SET 888 SERIES 16 PIECE

SET INCLUDES

- 2x Curved Jaw Locking Pliers - 130mm (5")
- 3x Curved Jaw Locking Pliers - 180mm (7")
- 5x Curved Jaw Locking Pliers - 225mm (9")
- 2x Locking Welding Clamps - 280mm (11")
- 2x C-Type Locking Clamps - 280mm (11")
- 1x Long Nose Locking Pliers - 160mm (6")
- 1x Long Nose Locking Pliers - 225mm (9")

- Non-slip jaws
- Curved Jaw - maximises pressure points for any bolt, nut or locking tool applications
- Straight Jaw - Ideal for clamping, holding flat stock, sheet metal etc. in position for cutting, assembling, drilling or welding
- Long Nose - Long nose for easy access in extended reach applications
- C-Clamps - Swivel pads for gripping on uneven surfaces
- Heavy duty hardened jaws for increased gripping power
- Ergonomical non-slip rubber handles
- Heavy duty knurled adjuster nut
- Easy quick-release lever
- Includes heavy duty canvas pouch with hanging hooks



C-CLAMP LOCKING PLIERS

AVAILABLE IN STANDARD AND SWIVEL PAD

- Powerful non-slip locking grip
- Large, high clearance jaws for greater versatility
- Chrome Molybdenum steel for strength and durability
- Heavy duty knurled fine adjuster nut
- Soft grip coated quick-release trigger

STANDARD

SIZE	MODEL
150mm (6")	SP32650
275mm (11")	SP32651
450mm (18")	SP32653



POWERFUL NON-SLIP GRIP

HIGH CLEARANCE JAWS

SWIVEL PADS

SIZE	MODEL
150mm (6")	SP32655
275mm (11")	SP32656
380mm (15")	SP32657
450mm (18")	SP32658

Swivel Pads on clamp tips for uneven surfaces and odd angles



LOCKING PLIERS SHEET METAL

SIZE	MODEL
200mm (8")	SP32640

- Wide jaws for extra grip
- Chrome Molybdenum steel for strength and durability
- Heavy duty knurled adjuster nut
- Easy quick-release lever



LOCKING PLIERS WELDING CLAMP

SIZE	MODEL
230mm (9")	SP32645

- Heavy duty non-slip jaws
- Chrome Molybdenum steel for strength and durability
- Heavy duty knurled adjuster nut
- Easy quick-release lever

AVIATION SNIPS

HEAVY DUTY TIN SNIPS

Heavy duty chrome moly serrated blades make SP's range of aviation snips the perfect tool for the professional



AVIATION SNIPS

AVIATION SNIPS HEAVY DUTY - COLOUR CODED

AVAILABLE IN RIGHT, STRAIGHT & LEFT CUT

- Heavy duty forged chrome molybdenum (Cr-Mo) blades for increased strength and durability
- High leverage allows effortless extended use
- Non-slip serrated blades
- Spring-loaded ergonomical non-slip grip handles
- Steel locking latch automatically releases with the squeeze of the handles
- Cuts up to 16 Gauge steel (1.2mm)

TYPE	MODEL	
RIGHT CUT (GREEN)	SP32261	250MM (10")
STRAIGHT CUT (YELLOW)	SP32262	
LEFT CUT (RED)	SP32263	



AVIATION SNIPS - OFFSET

AVIATION SNIPS - OFFSET HEAVY DUTY - COLOUR CODED

AVAILABLE IN RIGHT & LEFT CUT

- Heavy duty forged chrome molybdenum (Cr-Mo) blades for increased strength and durability
- Offset head design for easier cuts along longer work pieces
- High leverage allows effortless extended use
- Non-slip serrated blades
- Spring-loaded ergonomical non-slip grip handles
- Steel locking latch automatically releases with the squeeze of the handles
- Cuts up to 16 Gauge steel (1.2mm)

TYPE	MODEL	
RIGHT CUT (GREEN)	SP32264	250MM (10")
LEFT CUT (RED)	SP32265	



AVIATION LONG SNIPS

SP32260

AVIATION LONG SNIPS HEAVY DUTY - STRAIGHT CUT 300MM (12")

- Heavy duty forged chrome molybdenum (Cr-Mo) blades for increased strength and durability
- Extended cutting blade allows for a longer distance per cut than standard length blades
- High leverage allows effortless extended use
- Non-slip serrated blades
- Spring-loaded ergonomical non-slip grip handles
- Steel locking latch automatically releases with the squeeze of the handles

LONG SERRATED JAWS




Cuts up to 16 Gauge steel (1.2mm)

INDUSTRIAL SHEARS

SP32267

INDUSTRIAL SHEARS/SCISSORS 180MM (7")

- Heavy duty, industrial quality stainless steel serrated edge blades for increased cutting capacity
- Ideal for multiple applications, from thin wire to Kevlar®
- High leverage allows effortless extended use
- Non-slip serrated blades
- Rounded points for extra safety
- Spring-loaded action provides responsive snipping action
- Ergonomical non-slip grip handles
- Steel locking latch keeps shears safe and secure



INCLUDES PROTECTIVE SAFETY COVER

E-RING TOOLS

SP32380

E-RING TOOL KIT

- Composite handle with interchangeable heads
- Suitable for fast removal and installation of E-Rings without damage
- Reversible blades hold E-Ring in place for easy installation

SIZES INCLUDED
• 6, 7, 8 & 9mm



HOLE PUNCH PLIERS

T832440

HOLE PUNCH PLIER 888 SERIES

- Revolving punch pliers for producing holes in gasket material or leather products
- Punch indexes and locks in position
- Comfortable handle for easy grip
- Length: 200mm (8")

PUNCH SIZES

2.0 / 2.5 / 3.0 / 3.5 / 4.0 / 4.5mm diameter



SAFETY WIRE TWISTING PLIERS

SP32597

SAFETY WIRE TWISTING PLIERS REVERSIBLE - 150MM (6")

- Allows for perfect safety wiring of grips, sump plugs, axle nuts etc.
- Easily switch from clockwise to counter clockwise
- Reversing mechanism features a position lock and stays engaged under all conditions
- Auto spring return



UNIQUE JAW DESIGN
Eliminates cuts and nicks in wire

08

STRIKING, CUTTING & FASTENING

THE MODERN PROFESSIONAL HAMMER SHOULD OFFER THE USER A RANGE OF FUNCTIONS. AT SP WE HAVE A COMPLETE PROGRAM FROM THE BASIC STEEL AND HICKORY COMBINATION RIGHT THROUGH TO TECHNOLOGY LEADING NANO FIBERS AND SYNTHETICS.

SUB-CATEGORIES:

HAMMERS	272
DUAL HEAD DEAD BLOW HAMMERS	274
RUBBER MALLETS	275
CHISELS & PUNCHES	275
INDIVIDUAL CHISELS & PUNCHES	277
KNIVES	278
MULTIFUNCTION TOOLS	279
FILES	279
HACKSAWS	279
HSS DRILL BIT SETS	280
HSS STEP DRILL BIT SETS	280
CARBIDE BURRS	280
DEBURRING TOOLS	281
NUTSERT GUNS	281
RIVETERS	282

HAMMERS

HEAVY DUTY BALL PEIN, CLAW, DEAD BLOW, SLEDGE, DUAL HEAD & RUBBER MALLETS

HAMMERS

BALL PEIN HAMMER TOM THUMB

SIZE	MODEL
227g / 8oz / .5lbs	SP30189



- Ideal for applications where space is limited
- Superior performance and comfort
- Hardened and tempered carbon steel striking heads
- Durable nanofiber handle for strength and shock reduction
- Non-slip rubber grip for ultimate control and comfort

BALL PEIN HAMMER ONE PIECE - ANTIVIBRATION

SIZE	MODEL
454g / 16oz / 1lbs	SP30185
680g / 24oz / 1.5lbs	SP30186
907g / 32oz / 2lbs	SP30187



- One-piece hardened and tempered carbon steel hammer for extreme strength and durability
- Superior performance and comfort
- One piece antivibration head and shaft design
- Non-slip rubber grip for ultimate control and comfort

BALL PEIN HAMMER FIBREGLASS HANDLE

SIZE	MODEL
340g / 12oz / .75lbs	SP30163
454g / 16oz / 1lbs	SP30167
680g / 24oz / 1.5lbs	SP30175
907g / 32oz / 2lbs	SP30183



- Superior performance and comfort
- Hardened and tempered carbon steel striking heads
- Durable nanofiber handle for strength and shock reduction
- Non-slip rubber grip for ultimate control and comfort

BALL PEIN HAMMER FIBREGLASS HANDLE

SIZE	MODEL
454g / 16oz / 1lbs	T830116



- 888 Series
- Drop forged carbon steel
- Reinforced fibreglass Handle
- Ergonomically designed for comfort & safety

BALL PEIN HAMMER HICKORY HANDLE

SIZE	MODEL
227g / 8oz / .5lbs	SP30108
340g / 12oz / .75lbs	SP30112
454g / 16oz / 1lbs	SP30116
680g / 24oz / 1.5lbs	SP30124



- Hardened and tempered carbon steel striking heads
- Hickory wooden handle

CLAW HAMMER FIBREGLASS HANDLE

SIZE	MODEL
567g / 20oz / 1.25lbs	T830190



- 888 Series
- Drop forged carbon steel
- Reinforced fibreglass Handle
- Ergonomically designed for comfort & safety

CLUB HAMMER FIBREGLASS HANDLE

SIZE	MODEL
1276g / 45oz / 2.8lbs	SP30335
1503g / 53oz / 3.3lbs	SP30352
1985g / 70oz / 4.3lbs	SP30370



- Multi-purpose & heavy duty
- Dual striking faces
- Hardened high quality steel head
- Superior performance and comfort
- Durable nanofiber handle for strength and shock reduction
- Non-slip rubber grip for ultimate control and comfort

CLUB HAMMER ONE PIECE - ANTIVIBRATION

SIZE	MODEL
907g / 32oz / 2lbs	SP30333
1360g / 48oz / 3lbs	SP30349
1814g / 64oz / 4lbs	SP30365



- Multi-purpose & heavy duty
- Dual striking faces
- One-piece hardened and tempered carbon steel hammer for extreme strength and durability
- One piece antivibration head and shaft design
- Non-slip rubber grip for control and comfort

DEAD BLOW HAMMER ONE PIECE

SIZE	MODEL
454g / 16oz / 1lbs	SP30216
907g / 32oz / 2lbs	SP30232
1247g / 44oz / 2.7lbs	SP30237
1361g / 48oz / 3lbs	SP30248



- Rebound dampening shot filled head - No recoil
- Controls striking force with minimal rebound from the striking surface
- Minimises damage to the struck surface
- Non sparking and non marring
- Ideal for chassis & suspension, automotive body work and hubcap fitting/removal
- Anti-slip cross pattern handle
- Heavy duty polyurethane construction

DEAD BLOW

SLEDGE HAMMER FIBREGLASS HANDLE

SIZE	MODEL
3.6kg / 128oz / 8lbs	SP30372
4.5kg / 160oz / 10lbs	SP30374
5.4kg / 192oz / 12lbs	SP30376



- Multi-purpose & heavy duty
- Heat treated head with overstrike protector
- Durable nanofiber handle for unrivalled strength and shock reduction
- Non-slip rubber grip for ultimate control and comfort

DUAL HEAD DEAD BLOW HAMMERS & REPLACEMENT HEADS

**DUAL HEAD HAMMER
DUAL SOFT
STEEL HANDLE**

SIZE	MODEL
35mm	SP30405
40mm	SP30415
50mm	SP30425



- Soft face heads deliver a solid strike without damaging surfaces and sensitive finishes
- Offers safe blows of maximum weight and impact
- Faces are designed to wear and can be replaced
- Heavy duty steel handle
- Non-slip rubber grip for ultimate control and comfort

DEAD BLOW

**DUAL HEAD HAMMER
SOFT & HARD
STEEL HANDLE**

SIZE	MODEL
35mm	SP30406
40mm	SP30416
50mm	SP30426



- Dual faces offer versatile use, one made of soft rubber and one made of hard plastic
- Soft face delivers a solid strike without damaging surfaces and sensitive finishes
- Offers safe blows of maximum weight and impact
- Faces are designed to wear and can be replaced
- Heavy duty steel handle
- Non-slip rubber grip for ultimate control and comfort

DEAD BLOW

**DUAL HEAD HAMMER
ALUMINIUM & COPPER
STEEL HANDLE**

SIZE	MODEL
35mm	SP30407
40mm	SP30417
50mm	SP30427



- Aluminium and copper head
- Dual faces offer versatile use
- Ideal where a heavy blow is required combined with a relatively small striking area
- Offers safe blows of maximum weight and impact
- Faces are designed to wear and can be replaced
- Heavy duty steel handle
- Non-slip rubber grip for ultimate control and comfort

DEAD BLOW

DUAL HAMMER REPLACEMENT HEADS

**SOFT
PACK OF 2 REPLACEMENT HEADS**

- Faces are designed to wear and to be replaced by hand
- Easy to change



SIZE	MODEL	SUITS DUAL HEAD HAMMER
35mm	SP30481	SP30405, SP30406 & SP30407
40mm	SP30484	SP30415, SP30416 & SP30417
50mm	SP30487	SP30425, SP30426 & SP30427

**HARD
PACK OF 2 REPLACEMENT HEADS**


- Faces are designed to wear and to be replaced by hand
- Easy to change



SIZE	MODEL	SUITS DUAL HEAD HAMMER
35mm	SP30482	SP30405, SP30406 & SP30407
40mm	SP30485	SP30415, SP30416 & SP30417
50mm	SP30488	SP30425, SP30426 & SP30427

**ALUMINIUM & COPPER
PACK OF 2 REPLACEMENT HEADS**

- Faces are designed to wear and to be replaced by hand
- Easy to change



SIZE	MODEL	SUITS DUAL HEAD HAMMER
35mm	SP30483	SP30405, SP30406 & SP30407
40mm	SP30486	SP30415, SP30416 & SP30417
50mm	SP30489	SP30425, SP30426 & SP30427

RUBBER MALLETS

**RUBBER Mallet
BLACK**

SIZE	MODEL
454g / 16oz / 1lbs	SP30274
680g / 24oz / 1.5lbs	SP30276



- Multi-purpose & heavy duty
- Ideal for applications where softer blows are required
- Rubber striking head
- Durable nanofiber handle
- Non-slip rubber grip for ultimate control and comfort

**RUBBER Mallet
WHITE**

SIZE	MODEL
454g / 16oz / 1lbs	SP30275



- Multi-purpose & heavy duty
- Ideal for applications where softer blows are required
- Non-marking white rubber striking head, won't mark
- Durable nanofiber handle
- Non-slip rubber grip for ultimate control and comfort

CHISELS & PUNCHES

SP's Premium range of chisels and punches are manufactured from single piece high quality Chrome Molybdenum (Cr-Mo) alloy steel for unrivalled strength and durability.

A tough hexagonal shank design combined together with a heat tempering process to prevent shattering or chipping during striking, SP Chisels and punches are built to last, even under the harshest of conditions.



SP30841

**PUNCH & CHISEL SET
10 PIECE**

SET INCLUDES

- Pin punches: 2, 3, 4, 5, 6, 8 & 10mm
- Cold chisels: 12, 20 & 24mm

- Pin punches - Designed to drive out pins and rivets
- Cold chisels - Suitable for cutting and scoring steel
- Chrome Molybdenum (Cr-Mo) alloy steel for strength & durability
- Single piece construction
- Hexagonal shank for additional durability
- Heat tempered to prevent the head from shattering or chipping during striking
- Easy to use, just place chisel in position and strike firmly with hammer

CHISELS & PUNCHES



SP30821

**COLD CHISEL SET
5 PIECE**

SET INCLUDES
• 12, 16, 20, 24 & 29mm

- Suitable for cutting and scoring steel
- Chrome Molybdenum (Cr-Mo) alloy steel for strength & durability
- Single piece construction
- Hexagonal shank for additional durability
- Heat tempered to prevent the head from shattering or chipping during striking



SP30921

**TAPER PUNCH SET
7 PIECE**

SET INCLUDES
• 1, 2, 3, 4, 5, 6 & 8mm

- Designed for driving out rivets and pins, free frozen nuts and remove bearings
- Chrome Molybdenum (Cr-Mo) alloy steel for strength & durability
- Single piece construction
- Hexagonal shank for additional durability
- Heat tempered to prevent the head from shattering or chipping during striking



SP30931

**CENTRE PUNCH SET
4 PIECE**

SET INCLUDES
• 3, 4, 5 & 6mm

- Designed to make an indentation in metal, plastic or wood prior to drilling to prevent the bit skating off target
- Chrome Molybdenum (Cr-Mo) alloy steel for strength & durability
- Single piece construction
- Hexagonal shank for additional durability
- Heat tempered to prevent the head from shattering or chipping during striking



SP30831

**PIN PUNCH SET
7 PIECE**

SET INCLUDES
• 2, 3, 4, 5, 6, 8 & 10mm

- Designed to drive out pins and rivets
- Chrome Molybdenum (Cr-Mo) alloy steel for strength & durability
- Single piece construction
- Hexagonal shank for additional durability
- Heat tempered to prevent the head from shattering or chipping during striking

CONTINUED CHISELS & PUNCHES



SP30950

**HOLLOW PUNCH SET
9 PIECE**

SET INCLUDES
• 2.5, 3, 4, 5, 6, 7, 8, 9 & 10 mm

- Chrome Molybdenum (Cr-Mo) alloy steel for strength & durability
- Precision ground flute and cutting edge for clean accurate cutting
- Non-slip knurled handle for a secure grip
- Ideal for punching holes in leather, gasket material, rubber sheet, cardboard & soft plastic
- Easy to use, just place punch in position and strike firmly with hammer or mallet



INDIVIDUAL CHISELS & PUNCHES

COLD CHISELS

- Suitable for cutting and scoring steel



SIZE	MODEL	SIZE	MODEL
12 x 150mm	SP30822	24 x 200mm	SP30825
16 x 150mm	SP30823	29 x 200mm	SP30826
20 x 200mm	SP30824		

TAPER PUNCHES

- Designed for driving out rivets and pins, free frozen nuts and remove bearings



SIZE	MODEL	SIZE	MODEL
1 x 10 x 120mm	SP30922	5 x 12 x 150mm	SP30926
2 x 10 x 120mm	SP30923	6 x 12 x 150mm	SP30927
3 x 10 x 120mm	SP30924	8 x 12 x 150mm	SP30928
4 x 12 x 150mm	SP30925		

CENTRE PUNCHES

- Designed to make an indentation in metal, plastic or wood prior to drilling to prevent the bit skating off target



SIZE	MODEL	SIZE	MODEL
3 x 8 x 100mm	SP30932	5 x 12 x 150mm	SP30934
4 x 10 x 120mm	SP30933	6 x 16 x 150mm	SP30935

PIN PUNCHES

- Designed to drive out pins and rivets



SIZE	MODEL	SIZE	MODEL
2 x 115mm	SP30832	6 x 180mm	SP30836
3 x 125mm	SP30833	8 x 180mm	SP30837
4 x 150mm	SP30834	10 x 180mm	SP30838
5 x 165mm	SP30835		

HOLLOW PUNCHES

- Precision ground flute and cutting edge for clean accurate cutting
- Ideal for punching holes in leather, gasket material, rubber sheet, cardboard & soft plastic



SIZE	MODEL	SIZE	MODEL
2.5mm	SP30951	7mm	SP30956
3mm	SP30952	8mm	SP30957
4mm	SP30953	9mm	SP30958
5mm	SP30954	10mm	SP30959
6mm	SP30955		

CUTTING TOOLS

KNIVES



- Blade Length: 93mm
- Closed Length: 125mm
- Overall Length: 218mm

SP30855 STOCK KNIFE FOLDING

- Classic all-rounder pocket knife
- Lightweight, slim profile enables a perfect fit in any pocket
- Heavy duty 420 stainless folding steel blade

- Brass bolsters
- Nail nick opening
- Lock back closure
- Tough timber handle
- Storage pouch with belt clip



SP30851 UTILITY KNIFE RETRACTABLE

- Standard utility knife
- Heavy duty design
- Lightweight & durable
- Multi stop blade positioning

- Thumb adjustment
- Ergonomic handle with rubber grip



SP30854 UTILITY KNIFE FOLDING LOCK-BACK

- Folding lock-back
- Lightweight & durable
- Quick blade change
- Liner Lock
- Fixed blade for more powerful cutting
- Heavy duty 420 stainless steel

- handle
- 420 Stainless steel blade holder
- Ergonomic handle with rubber grip
- Stainless steel belt clip for easy access
- Includes 5 spare blades



SP30850 UTILITY KNIFE FOLDING LOCK-BACK

- Folding lock-back
- Lightweight & durable
- Quick blade change
- Fixed blade for more powerful cutting
- Stainless steel belt clip
- On-board spare blade storage

- Includes spare blades - 1 in knife, 3 on-board & 5 in back up case



T830860 KNIFE SET - 888 SERIES FIXED & FOLDING 2 PIECE

- FIXED KNIFE:**
- 420 Stainless Steel Blades
 - Non-Slip Grip
 - Blade Length: 123mm
 - Handle Length: 156mm
 - Overall Length: 279mm
 - Includes Heavy Duty Nylon Pouch

- FOLDING KNIFE:**
- 420 Stainless Steel Blades
 - Non-Slip Grip
 - Blade Length: 90mm
 - Closed Length: 130mm
 - Overall Length: 220mm

MULTI-FUNCTION TOOLS

SP30859

MULTI-FUNCTION TOOL - 13 IN 1 WITH LED FLASHLIGHT

- 420 Stainless steel tools + rubber grip
- Length closed - 100mm
- Tool pouch

TOOLS INCLUDED:

- Needle nose pliers
- Wire cutter & stripper
- LED flashlight with battery tray
- Normal blade

- Scissors
- File
- Bottle opener
- Saw
- Large, medium & small flat screwdrivers
- Phillips screwdriver
- Reamer
- Can opener



FILES

SP36035

FILE SET - 254MM (10") 5 PIECE

- Premium grade steel for long lasting durability
- Designed for optimum performance, control and comfort
- Precision cut teeth ensure a high material removal rate
- Heat treated hardened steel ensures that teeth stay sharp for longer
- Ideal for sharpening, shaping and de-burring metals and polymers
- Ergonomically designed, non-slip grip handles prevents the hand from slipping onto the file blade
- Includes a rugged, compact storage case



FILE TYPE

- Flat File Bastard Cut
- Millsaw File Bastard Cut
- Half Round Second Cut
- Square File Second Cut
- Round File Bastard Cut

IDEAL FOR

- General work and rapid removal of material from metal
- Tool sharpening and creating fine finishes
- Removing material from both curved and flat surfaces
- Filing slots, key seat and general surface filing
- Filing circular openings and concave surfaces

HACKSAWS



SP35100

HACKSAW - PROFESSIONAL 12"

- Quick release mechanism for easy blade change
- Ergonomic design for comfortable 2 handed operation
- Heavy duty, rugged design with non-slip rubber grip
- 12"/305mm blade
- 95mm throat
- 90°/45° blade settings



T835100

HACKSAW - 888 SERIES 12" ALLOY FRAME

- 90° Blade mounting for flush cutting
- Lightweight aluminium construction
- Ergonomic design for comfortable 2 handed operation
- Soft grip handles

HSS STEP DRILL BIT SETS

DRILL BIT SETS - HIGH SPEED STEEL METRIC

AVAILABLE IN 2 OPTIONS

- Made from high quality high speed steel (HSS) offering the best combination of strength, heat & wear resistance
- Industrial grade - extremely sharp, strong and durable
- Precision engineered parallel shank for accurate hole size
- Drills perfectly round holes in steel, brass, plastic, wood etc.

SP31390
19 PIECE
• 1-10mm (0.5 Increments)

SP31391
25 PIECE
• 1-13mm (0.5 Increments)



HSS DRILL BIT SETS

STEP DRILL BIT SETS - HIGH SPEED STEEL 3 PIECE

AVAILABLE IN METRIC OR SAE

- Made from high quality high speed steel (HSS) offering the best combination of strength, heat & wear resistance
- Industrial grade - extremely sharp, strong and durable
- Precision engineered for accurate hole sizes
- Drills perfectly round holes in steel, brass, plastic, wood etc.
- Two flute design provides faster, smoother and cleaner cuts
- Automatically deburrs hole as you drill.
- Self-starting - No Center punching required as the bit won't skate off target
- Each step is clearly labelled with depth diameters

SP31398
METRIC
• 6 to 30mm (13-step bit)
• 4 to 20mm (9-step bit)
• 4 to 12mm (9-step bit)

SP31399
SAE
• 3/16" to 3/4" (10-step bit)
• 1/8" to 1/2" (13-step bit)
• 1/4" to 1/4" (17-step bit)



TUNGSTEN CARBIDE BURR SETS

TUNGSTEN CARBIDE BURR SETS - 5 PIECE

SETS INCLUDE

- 10 x 20mm - Cylinder
- 10 x 20mm - Cylinder - Radius Top
- 8mm Dia. - Ball
- 10 x 25mm - Tree - Radius Top
- 12 x 20mm - Oval

AVAILABLE IN 2 OPTIONS

APPLICATION	MODEL
STEEL	SP31380
ALUMINIUM	SP31385

- Extremely durable
- Heavy duty, superior cutting power
- Ideal for deburring, carving, grooving, shaping, finishing and filing

ALSO AVAILABLE INDIVIDUALLY

SIZE	TYPE	STEEL		ALUMINIUM	
		MODEL	MODEL	MODEL	MODEL
10 x 20mm	Cylinder	SP31350	SP31350A		
10 x 20mm	Cylinder - Radius Top	SP31351	SP31351A		
8mm Dia.	Ball	SP31360	SP31360A		
10 x 25mm	Tree - Radius Top	SP31365	SP31365A		
12 x 20mm	Oval	SP31370	SP31370A		



DEBURRING TOOLS

SP31340
DEBURRING TOOL SET 4 PIECE

- 4 Various extra fine deburring tools for a smooth finish
- Remove burrs from plastic, copper, aluminium & ferrous metal pipes
- Pocket clip



NUTSERT GUNS

A rivet nut, also known as a blind rivet nut, or rivnut is a one-piece internally threaded and counterbored tubular rivet that can be anchored entirely from one side. It is a kind of threaded insert. Rivet nuts are an ideal replacement for weld nuts because they will not distort base materials, eliminate weld splatter, toxic fumes, and other by-products of the welding process, and can be installed in many different kinds of material including steel, plastic, composites, and fibreglass.

SP69011
NUT RIVETER SET - LEVER TYPE 90 PIECE

- Sets 3, 4, 5 & 6mm rivet nuts
- 8 interchangeable riveter nozzles and mandrels
- Quick release mandrel system
- Heavy duty long lever type design reduces physical strength required to pop rivets, in-turn reducing energy fatigue
- Comfortable ergonomic soft grip handles for extended use
- Kit housed in heavy duty case and premium EVA foam tray

SET INCLUDES

- Nut Rivet Gun
- 4x Riveter Mandrels
- 4x Nozzles
- 1x Spanner
- 20x M3 Nut Rivets
- 20x M4 Nut Rivets
- 20x M5 Nut Rivets
- 20x M6 Nut Rivets

SP69016
NUT RIVETER SET - LEVER TYPE 74 PIECE

- Sets 3, 4, 5, 6, 8 & 10mm rivet nuts
- 12 interchangeable riveter nozzles and mandrels
- Quick release mandrel system
- Heavy duty long lever type design reduces physical strength required to pop rivets, in-turn reducing energy fatigue
- Comfortable ergonomic soft grip handles for extended use
- Kit housed in heavy duty case and premium EVA foam tray

SET INCLUDES

- Nut Rivet Gun
- 6x Riveter Mandrels
- 6x Nozzles
- 1x Spanner
- 10x M3 Nut Rivets
- 10x M4 Nut Rivets
- 10x M5 Nut Rivets
- 10x M6 Nut Rivets
- 10x M8 Nut Rivets
- 10x M10 Nut Rivets

SP69010
NUTSERT GUN - LEVER TYPE

- Sets 3, 4, 5 & 6mm rivet nuts
- Easy change mandrels
- Single or two hand operation
- Light weight cast aluminium construction
- 250mm long



RIVETERS

A rivet is a permanent mechanical fastener. On installation, the rivet is placed in a punched or drilled hole, and the tail is upset, or bucked (i.e., deformed), so that it expands to about 1.5 times the original shaft diameter, holding the rivet in place. A rivet requires a tool that keeps the hat of the rivet firmly pressed against the installation surface while simultaneously pulling the mandrel away from it.

Types of Rivet Guns include:

- Hand • Lever • Lattice • Battery • Pneumatic

RIVETERS - ONE HAND OPERATION



SP69022

RIVETER - 2 JAW LEVER TYPE COMPACT

SETS RIVET SIZES

- Metric: 2.4, 3.2, 4.0 & 4.8mm
- SAE: 3/32", 1/8", 5/32" & 3/16"

- Spring loaded handle for automatic ejection of mandrel
- Smooth, easy one-handed operation
- High grade aluminium construction
- Heavy duty, heat treated chrome steel 2-jaw & jaw case
- 200mm long



SP69020

RIVETER - 2 JAW LEVER TYPE

SETS RIVET SIZES

- Metric: 2.4, 3.2, 4.0 & 4.8mm
- SAE: 3/32", 1/8", 5/32" & 3/16"

- Suits all materials - aluminium, steel & stainless steel
- Comes with 4 nozzle tips - 2.4, 3.2, 4.0 & 4.8mm
- High grade aluminium die cast housing with carbon steel handle
- Jaws & jaw case are made of heat treated chrome steel



T869020

RIVETER - 2 JAW LEVER TYPE 888 SERIES

SETS RIVET SIZES

- Metric: 2.4, 3.2, 4.0 & 4.8mm
- SAE: 3/32", 1/8", 5/32" & 3/16"



- Comes with 4 nozzle tips - 2.4, 3.2, 4.0 & 4.8mm
- High grade aluminium construction
- Automatic ejection of mandrel
- Heavy duty chrome steel jaws & jaw casing
- One handed operation

RIVETERS - TWO HAND OPERATION



SP69032

RIVETER - 3 JAW LEVER TYPE SHORT ARM

SETS RIVET SIZES

- Metric: 3.2, 4.0 & 4.8mm
- SAE: 1/8", 5/32" & 3/16"

- 3 interchangeable nozzles included - 3.2, 4.0 & 4.8mm
- 3 jaw design provides better performance
- Attached collection bottle
- 330mm long



SP69030

RIVETER - 3 JAW LEVER TYPE LONG ARM

SETS RIVET SIZES

- Metric: 3.2, 4.0, 4.8, 6.0 & 6.4mm
- SAE: 1/8", 5/32", 3/16", 15/64" & 1/4"

- Heavy duty industrial lever type
- 5 interchangeable nozzles included
- Clever design reduces physical strength required to pop rivets, in-turn reducing energy fatigue
- 3 jaw design provides better performance
- Attached collection bottle



T869030

RIVETER - 3 JAW LEVER TYPE LONG ARM

SETS RIVET SIZES

- Metric: 3.2, 4.0 & 4.8mm
- SAE: 1/8", 5/32" & 13/16"



- Lever type hand riveter
- Comes with 3 nozzle tips - 3.2, 4.0 & 4.8mm
- 3 jaw design provides better performance

RIVETERS - LATTICE LEVER



SP69040

RIVETER - 3 JAW LATTICE LEVER TYPE LAZY TONG

SETS RIVET SIZES

- Metric: 3.2, 4.0, 4.8, 6.0 & 6.4mm
- SAE: 1/8", 5/32", 3/16", 15/64" & 1/4"

- Suits all materials - aluminium, steel & stainless steel
- Comes with 5 nozzle tips - 3.2, 4.0, 4.8, 6.0 & 6.4mm
- Designed for heavy duty industrial usage
- Slim design for hard to reach riveting applications
- 3 jaw design provides better performance

09 | SPECIALITY TOOLS

SP SPECIALITY TOOLS ARE THE TOOLS OF CHOICE FOR VEHICLE REPAIR. IT IS OUR PRIMARY GOAL TO MAKE REPAIRS EASIER AND FASTER, THEREFORE MORE ECONOMICAL. TO ACHIEVE THIS WE CONSTANTLY STRIVE TO DEVELOP NEW AND INNOVATIVE SPECIALITY TOOLS TO KEEP PACE WITH AN EVER CHANGING AUTOMOTIVE INDUSTRY.

SUB-CATEGORIES:

ELECTRICAL DIAGNOSTIC	286
AUTO ELECTRICAL	291
BATTERY TOOLS	296
SENSOR SOCKETS	301
RADIO REMOVAL	301
ENGINE SERVICE	302
COOLING SERVICE	320
BRAKE & CLUTCH	323
STEERING & SUSPENSION	330
PULLERS	336
PANEL & TRIM	338
MEASURING	339
AUTO SPECIALITY	344
THREAD & STUD REPAIR	351
WORKSHOP GEAR	354
FLUID TRANSFER	362
LUBRICATION	364
TYRE SERVICE	366
LIGHTING	368

ELECTRICAL DIAGNOSTIC

ACCURATE DIAGNOSTIC TOOLS FOR ANY VEHICLE

Diagnosing vehicle problems used to be a guessing game. Today that's no longer necessary. SP Tools provides a wide range of diagnostic tools that mechanics can use to get accurate information on the problem in any vehicle.

DIGITAL MULTIMETERS



SP62011

DIGITAL AUTOMOTIVE MULTIMETER

FEATURES

- RPM measurement for 2-10 cylinder automotive engines using the inductive pick-up
- Oversized high contrast 9999 count LCD display with backlight
- 14 functions including DC/AC voltage, DC/AC current (max 20A), resistance, RPM (tach), dwell angle, duty cycle frequency, MS-pulse, temperature (°C/°F), capacitance, continuity & diode check
- Read pulse duty cycle & dwell angle for electronic fuel injection feedback carburetors and ignition
- Fused current inputs and overload protection on all ranges
- Measure milliseconds pulse width to test on-time of fuel injectors, idle air control motors & electronic transmission controls
- Data hold and relative functions
- Auto power off
- Auto ranging
- Back light

SET INCLUDES

- Digital Multimeter
- Probe Test Leads (Standard to Banana Plug)
- K-type Temperature Probe
- Inductive Pick-up
- 9v Battery
- Canvas Bag

SP62015

NON CONTACT AC VOLTAGE SENSOR

DIGITAL MULTIMETER WITH TEMPERATURE GAUGE - POCKET SIZE

- 2000 counts digital display
- Safety Design Cat 3 600v
- Non-contact ACV detection
- Data hold
- Auto ranging
- Type K temperature input
- Continuity, diode test, resistance
- Auto power off with low battery indicator

SET INCLUDES

- Mini Digital Multimeter
- Probe Test Leads (Standard to Banana Plug)
- K-type Temperature Probe



POCKET SIZE

SP62012

DIGITAL MULTIMETER ELECTRICAL

- 1999 counts digital display
- Safety Design Cat 2
- Back Light
- Data Hold
- Buzzer
- AC/DC Voltage
- DC Current
- Resistance
- Diode Test
- Temperature Continuity
- Transistor Test

SET INCLUDES

- Digital Multimeter
- Probe Test Leads (Standard to Banana Plug)



MMMLSP

MULTIMETER DUAL TEST LEAD SET ALLIGATOR & STANDARD PROBE

SET INCLUDES

- Alligator Clip Test Lead Set
- Standard Probe Test Lead Set

ALLIGATOR CLIP TEST LEAD SET TO BANANA PLUG

- Insulated finger guarded alligator clips for easy application
- Silicon rubber insulated cable - 1m
- CAT III 1000V, 10A

STANDARD PROBE TEST LEAD SET TO BANANA PLUG

- Multi-rated probe tips with removable cap (CAT IV 600A) are insulated leaving only 2mm of exposed metal to prevent inadvertent bridging of live conductors and accidental short circuits
- Silicon rubber insulated cable - 1m
- CAT III 1000V, 10A



SUITS ALL SP MULTIMETERS

THERMOMETERS

SP62020

INFRARED THERMOMETER LASER GUIDED

- Dual laser technology (twin dots)
- Rapid detection function
- Precise non-contact measurements
- Automatic data hold
- °C/°F switch
- Unique flat surface, modern housing design
- Emissivity digitally adjustable from 0.10 to 1.0
- Max temperature displays
- Backlit LCD display
- Automatic selection range & display resolution 0.1°C (0.1°F)
- Trigger lock
- Set high & low alarms

APPLICATIONS

- Plant/general maintenance
- HVAC/R
- Transportation/automotive
- Cooling & reheating
- Service areas
- Food service equipment
- Cold storage



SP62022

MINI INFRARED THERMOMETER

- LCD display with backlight
- Single dot laser targeting
- Low battery indication
- Auto power off
- -20°C / 270°C Range (-4°F - 518°F)



TACHOMETERS

SP62032

DIGITAL TACHOMETER NON-CONTACT

- LCD display with backlight
- Laser target
- Range: 100-30000rpm, 1.7-500rps
- Accuracy: +/-0.1% reading (100.0 -9,999rpm), +/-0.02% reading (10,000 -30,000rpm)
- Auto power off
- 1.5V x 3 AAA batteries
- Protective cover and carrying case



SP62030

TACHOMETER LASER ACTUATED

- Non contact measurement of RPM
- RPM range 2.5-99,999
- Instant and total RPM function
- Memory function
- 50mm-2000mm range with reflective tape
- Accuracy +/- 0.05%
- Requires 4x 1.5V AA Batteries



TIMING LIGHTS

SP62040

TIMING LIGHT ADJUSTABLE ADVANCE

- Quickly tune-up cars, trucks, marine and recreational vehicles
- Works on conventional, electronic and computer controlled ignition systems on both adjustable and non-adjustable timing systems
- Patented Skip circuitry - Tests up to 10,000RPM
- Dial type timing advance (0° - 60° score)
- Heat resistant metal inductive pick-up
- One handed operation
- Detachable leads for easy replacement and use
- Protective hand guard for added safety
- Rotating barrel for better aim at timing mark
- Easy access slim-line barrel
- Optical correct lens



SP62042

TIMING LIGHT PROFESSIONAL

- 4 function digital display readout and easy to read backlit LCD
- Heavy duty inductive pick-up and clamps
- One handed operation
- Detachable leads for easy replacement and use
- Protective hand guard for added safety
- Rotating barrel for better aim at timing mark and LCD viewing angle
- Patented Skip circuitry - Tests up to 10,000 RPM
- Easy access slim-line barrel
- Optical correct lens
- Shock resistant boots
- Tachometer: 249 to 9,990 RPM (+/-1% accuracy)
- Advance degrees (2 and 4 cycle DIS and conventional): 0° to 90° (+/- 5° accuracy)
- Dwell: 0° to 180° /2-12 cylinders (+/-1% accuracy)
- Voltage: 10 to 16 volts DC (+/- 1% accuracy)



BORESCOPIES



SP70925

VIDEO BORESCOPE 9mm CAMERA

- 2.4" colour TFT LCD screen
- 1m long flexible, waterproof gooseneck imager head that easily performs visual inspections in hard to reach areas
- High visibility and 6° adjustable LED lighting
- Rechargeable battery with USB cable
- Display resolution: 480 x 234px
- Video format: MPEG4/3GP/AVI/ASF
- Photo format: JPEG

SP70935

VIDEO BORESCOPE 6mm CAMERA HIGH RESOLUTION

- 3.2" colour TFT LCD screen
- 1m long flexible, waterproof gooseneck imager head that easily performs visual inspections in hard to reach areas
- High visibility and 10° adjustable LED lighting
- Camera and video function supports audio and video recording
- Allows user to view image on LCD monitor and displays the current time and date
- Support SD memory card extension with built-in 75mb flash capacity
- Menu with multi-national languages
- Display resolution: 320 x 240px
- Video format: MPEG4/3GP/AVI/ASF
- Photo format: JPEG

HIGH RES COLOUR SCREEN



SCANNER CODE READERS

READ AND CLEAR GENERIC DIAGNOSTIC TROUBLE CODES (DTC'S) AND TURN OFF CHECK ENGINE LIGHT



SP61150

SCANNER CODE READER CAN OBDII/EOBD

- Covers all OBDII compliant vehicles: Made in USA from 1996 on; Made in Europe petrol 2001 on & diesel 2004 on; Made in Australia or New Zealand from 2006 on.
- Reads and clears generic and manufacturer specific diagnostic trouble codes (DTC's) and turns off check engine light
- Supports multiple trouble code requests: Generic codes, pending codes and manufacturer specific codes
- Code definitions are displayed on unit screen
- Reviews the emission readiness status of OBDII Monitors
- Determines malfunction indicator lamp (MIL) status
- Retrieves VIN (Vehicle Identification No.) on 2002 and newer vehicles that supports Mode 9
- Reviews the live data on unit screen
- Easy to use with one plug in, highly reliable and accurate
- Stand-alone unit with no need for an additional laptop/computer to operate
- Small in size and comfortably fits in the palm of your hand
- Unit updates via internet by USB cable
- Software CD with over 10,000 DTC definitions included
- No batteries needed as the unit is powered via OBD2 cable



SP61155

SCANNER CODE READER CAN OBDII/EOBD/JOBD

- Covers all OBDII compliant vehicles: Made in USA from 1996 on; Made in Europe petrol 2001 on & diesel 2004 on; Made in Australia or New Zealand from 2006 on. (Including the CAN, J1850 PWM, J1850 VPW, ISO9141 and KWP2000 protocols)
- Compliant with OBDII 16 PIN Toyota, Honda, Daihatsu, Mitsubishi, Mazda, Nissan, Suzuki & Subaru
- Reads and clears generic and manufacturer specific diagnostic trouble codes (DTC's) and turns off check engine light
- Wider vehicle coverage with CAN protocol support
- Supports multiple trouble code requests: Generic codes, pending codes and manufacturer specific codes
- Code definitions are displayed on unit screen
- Reviews the emission readiness status of OBDII Monitors
- Determines malfunction indicator lamp (MIL) status
- Retrieves VIN (Vehicle Identification No.) on 2002 and newer vehicles that supports Mode 9
- Reviews the live data on unit screen. Review live data graph with four items in one screen
- Stand-alone unit with no need for an additional laptop or computer to operate
- Small in size and comfortably fits in the palm of your hand
- Unit updates via internet by USB cable
- Software CD with over 10,000 DTC definitions included
- No batteries needed as the unit is powered via OBD2 cable
- 2.8" TFT colour screen displays more information on screen



LARGE COLOUR SCREEN

IS YOUR VEHICLE COMPATIBLE?

ENSURE YOUR VEHICLE IS COMPATIBLE BEFORE PURCHASE

Head over to the SP Tools Website for a list of known CAN OBDII/EOBD & CAN OBDII/EOBD/JOBD compliant vehicles, if your vehicle is not on the list or you are unsure, contact your vehicle manufacturer or dealership to find out.

WWW.SPTOOLS.COM

SEARCH BY PART NUMBER SP61150 & SP61155

Software available through support tab.

STETHOSCOPE



SP62001

MECHANICS STETHOSCOPE

- High grade instrument made from quality materials
- Metal ear piece and thick flexible tubing
- Quality diaphragm assembly
- Assists in locating abnormal mechanical sounds within a component
- Ensures targeted sounds are transmitted clearly
- Minimises phantom and background noises
- A probe length of 285mm and tube length of 600mm
- Extra reach when working in confined areas
- An essential diagnostic tool for fault finding in vehicle engines and engine bays, under-body, transmissions, differentials & bearings

PRESSURE & VACUUM DIAGNOSTIC PUMPS



REAR MOUNT GAUGE
Optimum viewing angle

QUICK TWIST SWITCH
Switch between pressure
& vacuum modes

QUICK CONNECT
HOSES

SP80020

**DIAGNOSTIC PUMP KIT - DUAL MODE
2 WAY - QUICK SWITCH**

- High quality diagnostic tool
- 2-Way pressure and vacuum test functions
- Patented design - Intuitive rotary dial mode switch - Pistol grip with lever
- High volume efficiency in both pressure and vacuum modes
- Manufactured from reinforced composite materials - Very high strength - High impact resistance - Excellent chemical resistance
- Integrated rear mount gauge - Optimum viewing angle - Maximum impact protection
- High quality silicon material hoses with quick couple hose fittings - Quick hose interchange - No leaks under vacuum or pressure
- Housed in heavy duty blow mould storage case

DUAL MODE PRESSURE AND VACUUM FUNCTIONS:

PRESSURE MODE:

- Monitor turbo charger boost pressure
- Test and adjust turbo charger waste gate actuators
- Test pressure operated central locking systems
- Test fuel tank vent valves
- Test one way valves
- Diagnose small engine faults

VACUUM MODE:

- Test EGR valve
- Test fuel pressure regulator
- Test map sensor
- Test thermal vacuum switches
- Test electric vacuum switches
- Test one way valves
- Test HVAC valves
- Test automatic transmission modulator valve
- Test central locking systems

Housed in
heavy duty
storage case



AUTO ELECTRICAL

Auto electrical tools are used to test, diagnose and repair electrical circuits in automotive 12 & 24 volt electrical systems.

SP Tools provides a range of high quality circuit testers, ignition tests and repair tools to solve any electrical problem a mechanic may find.

CIRCUIT TESTERS

HEAVY DUTY

SP61011

**CIRCUIT TESTER - SHORT PROBE
6 TO 24V**

- Tests 6, 12 & 24 Volt electric circuits
- Sharp, short length probe
- Handle lights up if the circuit is good
- Long 1200mm lead (1.2m)
- Heavy duty insulated alligator clip



HEAVY DUTY

SP61013

**CIRCUIT TESTER - MEDIUM PROBE
6 TO 24V**

- Tests 6, 12 & 24 Volt electric circuits
- Heavy duty design and construction
- Sharp, medium length probe for access to hard to reach circuits
- Handle lights up if the circuit is good
- Extra long 1500mm lead (1.5m)
- Heavy duty insulated alligator clip



HEAVY DUTY

SP61014

**CIRCUIT TESTER - LONG PROBE
6 TO 24V**

- Tests 6, 12 & 24 Volt electric circuits
- Heavy duty design and construction
- Sharp, extra long, insulated probe for access to hard to reach circuits
- Handle lights up if the circuit is good
- New coil cord design for ease of use
- Spring relief cord stretches to 3600mm (3.6m)
- Leads remain flexible in low temperatures
- Heavy duty insulated alligator clip



SP61021

**CIRCUIT TESTER
6 TO 24V**

- Check 6-24 Volt systems
- Light for testing low voltage DC electrical circuits
- Check series parallel switches and solenoids
- Heavy duty contact crocodile clip and bulb
- High impact transparent handle
- Steel probe
- Extra long lead - 1200mm (1.2m)



CIRCUIT TESTERS CONTINUED

T861010

CIRCUIT TESTER - 888 SERIES
6 TO 24V



- Check 6-24 Volt systems
- Professional quality tester with solid brass body housing and test light
- Globe illuminates to indicate active power
- Insulation piercing contact point with protective brass screw cap
- Supplied with 850mm of insulated cable with crocodile clip
- Suitable for automotive or marine use

SP61016

CIRCUIT TESTER - DIGITAL DISPLAY
5 TO 28V

- Digital LCD display for accurate voltage reading
- Reads 6, 12 & 24V DC systems
- Stainless steel testing probe
- Voltage measurement from 5 – 28V
- 3000mm (3m) extendable spring cable
- Small testing current < 10mA.
- Accuracy: ±(1%+3digits)

SP61020

CIRCUIT TESTER - COMPUTER-SAFE
3 TO 15V

- Safely tests standard primary automotive circuits and on-board computer controlled electrical systems without damaging the micro-processor
- Operates from 3-15 Volts
- Includes probe adaptor for testing female connectors
- Supplied with 1200mm (1.2m) ground wire

SP61012

CIRCUIT TESTER - CAR AND TRUCK
3 TO 48V

- Tests 3-48 Volt electric circuits
- Circuit tester with test lead for either passenger car or trucks
- LED display shows polarity
- Safe to use with electronics
- Extra long lead - 850mm (0.8m)

SP61015

CIRCUIT TESTER - HYBRID VEHICLE
12 TO 42V

- Compatible with current 12V system plus newer 42V system
- Safe for low current circuits since tester only draws 3 milliamps at 12V
- Automatic voltage identification with blue for 12V and red 42V systems
- Two super-bright LED's for visibility under all conditions
- Crystal-clear handle provides 360 visibility, even in bright light
- Spring relief cord stretches to 3000mm (3.0m)

CONTINUED CIRCUIT TESTERS

SP61050

TERMINAL ADAPTER & CIRCUIT TESTER KIT
6, 12 & 24V - 14 PIECE

- Terminals include Weather-Pack, Metri-Pack & Micro-Pack style terminals
- External – internal design to test the circuit without damaging the connector
- Use this tester to check high and low voltages (power & ground) on 6,12 & 24 Volt systems
- High impedance to protect sensitive electronic sensors, microprocessors, electronic ignition components & air bags
- LED indicates red for power (high) & green for ground (low)
- Connect the red lead to a power source and the black lead to a ground source
- LED circuit tester includes a 1.8m long cable



HOUSED IN STORAGE CASE



SET INCLUDES

- Circuit tester
- 14-piece terminal adapter kit
- Banana socket x 1pc
- Testing needle x 1pc
- Alligator clips x 2pc

VOLTAGE TESTERS

SP61022

VOLTAGE TESTER - DUALITE HI/LOW

- Two tests in one
- Checks 6-12 volt system and spark plug test
- Voltage check on secondary or high voltage circuits
- White light low voltage
- Red light high voltage
- Extra long 1200mm lead (1.2m)



CURRENT TESTERS

CURRENT TESTERS - DIGITAL
AUTOMOTIVE

- Tests circuit current up to 30Amps
- Design allows for easy connection into fuse sockets
- Maintains fuse protection while connected
- Resolution .1A (100 milliamps), accuracy +2

AVAILABLE IN 2 OPTIONS

BLADE TYPE	MODEL
30A Maxi-Blade	SP62008
30A Mini-Blade	SP62009



REMOTE SWITCHES AND MEMORY POWER SUPPLY

SP61054

MEMORY POWER SUPPLY

- Retains setting of computers, radios, clocks, etc. when battery is disconnected
- Attaches to 9 volt battery
- Plugs into cigarette lighter socket



SP61052

REMOTE STARTER SWITCH

- Used to bypass ignition switch by connecting starter to solenoid
- One-man operation, suitable for turning the engine over for various diagnostic tasks such as compression testing
- Connects to the starter with push button activation
- Features a connectivity LED and 1.5m cable



IGNITION & SPARK PLUG TOOLS



SP61030

IGNITION SPARK TESTER - INLINE


- Checks whether there is high tension spark potential at the spark plug
- "Hands free" operation means no risk of electric shock to user
- Ideal for modern vehicles with sensitive electronics
- Easy to use - Remove rubber boot from spark plug, insert inline tester & place tester boot on plug.
- Turn the engine over - Tester light will glow if ignition spark is being sent to the cylinder.



SP64041

SPARK PLUG RAMP GAUGE

- Quick easy method to set spark plug gap
- Suits any size from 0.020 to 0.100 (0.6 - 2.4mm)
- Hole in the gauge works as an electrode adjuster
- Inch sizes stamped on the front
- Metric sizes stamped on the back
- Attaches to your key chain for easy access



SP64044

SPARK PLUG BOOT PULLERS

- Fully insulated tongs designed for removal/installation of spark plug boot
- Reduces risk of electric shock or burns when checking installation of plug leads whilst engine is running
- Unique gripping jaw design assists with removal of tight leads



SP64047

SPARK PLUG INSTALLATION/REMOVAL TOOL

- Fits on most common size spark plugs
- Flexible rubber shaft allows access in confined areas
- Reduces possible cross threading on deep seated engine applications



SP31300

**SPARK PLUG HOLE RETHREADER
14MM/18MM**

- Double ended spark plug hole rethreader
- Cleans and repairs damaged spark plug threads
- Suitable for cleaning corrosion and carbon build-up from spark plug threads
- Also possible to restore minor cross threading damage
- Use with a spark plug socket (21mm)

WIRE STRIPPERS & CRIMPERS



SP32272

WIRE CUTTER & STRIPPERS


- 175mm (7") wire cutter & stripper
- Strips and cuts cable or wire 10, 12, 14, 16, 18 & 22 AWG
- ISO 5.5, 4.0, 2.5, 1.5, 1.0, 0.75mm
- Firm rubber ergonomic grips
- Simple to use locking mechanism
- Black oxide finish



SP32278

AUTOMATIC WIRE STRIPPERS

- 200mm (8") Automatic wire stripper with crimper features
- Strips and cuts cable or wire 24-10 AWG (0.2 to 6.0mm)
- Strips wire to predetermined length automatically
- Crimps insulated & Non insulated terminals



SP32282

**CRIMPING TOOL AND WIRE STRIPPERS
INSULATED**

- 225mm (8.8") Automatic wire stripper with crimper features
- 4.0mm Insulated & Open Barrel
- Terminal Crimper
- Wire cutter: 1.25, 2.0 & 5.5mm
- ISO: M2.6, M3, M3.5, M4, M5,
- Wire stripper: 0.75, 0.9, 1.25, 2.0, 3.5, 5.5mm



SP32287

**QUICK CHANGE RATCHET CRIMPER KIT
4 PIECE**

- Ideal for any crimping Job
- Kit comes with dies to suit insulated terminals, non-insulated terminals & spark plug connectors.
- Dies quickly slide in and slide out
- Quick release action
- Ratchet function
- Supplied with storage pouch

HEAT SHRINK TUBING

SP32293

**HEAT SHRINK TUBE KIT WITH GAS TORCH
65 PIECE**

- Heat shrink assortment pack contains the most commonly used sizes in black, red, yellow, blue & green
- Provides an insulated flame retardant covering to protect cables from abrasion or environmental wear and restore insulation on damaged cables
- Includes self igniting gas torch
- Housed in a clear plastic divider case for easy storage
- Material: Polyethylene
- Operating temp: -55 °C ~ +125 °C
- Shrink temperature: Starts at 70°C, Shrinked totally at 110°C
- Shrink ratio: 2:1
- Maximum electrical rating: 600 Volts



BATTERY TOOLS

Car batteries are an essential part of any vehicle electrical system. Battery service tools are equally essential. SP Tools provides all the tools you need to test, charge or replace an automotive battery. Batteries will always fail at the most inconvenient time, so battery service saves both money and time for both consumer and the automotive workshop.

SMART BATTERY CHARGERS


SP'S RANGE OF SMART CHARGERS ALL FEATURE

- Built-in microchip charging control and monitoring system
- Zero volt minimum start – can charge a completely flat battery
- Optimally designed charging cycle designed for Lead Acid / AGM, Gel, & Calcium, starting and deep cycle batteries
- Automatic adjustment of charging voltages according to environmental temperature
- Overcharge protection, protecting the battery from damage due to overcharging
- Reverse polarity, short circuit, overload and high temperature protection
- Large LED display shows percentage of battery charge
- Battery Testing function while charging (faulty batteries cause the full battery bar display to flash).



SP61076 SMART CHARGER - 5 STAGE 4 AMP

- Current Output: 4 Amp
- Output Voltage (Nom): 12 Volt
- Battery Type Supported: Gel/Calcium/Lead Acid - AGM
- Charge Stages: 5 Stages



SP61080 SMART CHARGER - 8 STAGE 6 AMP

- Current Output: 6 Amp
- Output Voltage (Nom): 12 Volt
- Battery Type Supported: Gel/Calcium/Lead Acid - AGM
- Charge Stages: 8 Stages



SP61082 SMART CHARGER - 8 STAGE 10 AMP

- Current Output: 10 Amp
- Output Voltage (Nom): 12 Volt
- Battery Type Supported: Gel/Calcium/Lead Acid - AGM
- Charge Stages: 8 Stages



SP61085 SMART CHARGER - 8 STAGE 20 AMP

- Current Output: 20 Amp
- Output Voltage (Nom): 12 Volt
- Battery Type Supported: Gel/Calcium/Lead Acid - AGM
- Charge Stages: 8 Stages



SP61087 SMART CHARGER - 8 STAGE 40 AMP

- Current Output: 40 Amp
- Output Voltage (Nom): 6, 12 & 24 Volt
- Battery Type Supported: Gel/Calcium/Lead Acid - AGM
- Charge Stages: 8 Stages



SP61090 SMART CHARGER - 8 STAGE 10 AMP - MULTI VOLT

- Current Output: 10 Amp
- Output Voltage (Nom): 6, 12 & 24 Volt
- Battery Type Supported: Gel/Calcium/Lead Acid - AGM
- Charge Stages: 8 Stages



8 STAGES OF SMART CHARGING

STAGE 1 – “DESULPHATION”
In this initial start-up stage, a high frequency voltage pulse (0.5 sec) assists in “waking up” a deeply discharged battery. This method of pulse charging can also help to reduce build-up of sulphate crystals that may have formed on the battery plates during the time it was discharged. Pulse of 500ms on & 800MS off at 50% of maximum current output for 3 minutes, if the voltage of the battery is > 4 Volts, then the charger progresses to the next stage.

STAGE 2 – “SOFT START”
After the battery is connected, most conventional “Smart” Battery Chargers will immediately apply a high charging voltage and current output. This creates a large amount of gas and heat from the battery and when the consistency of the battery electrolyte / state of cell charge is uneven - (from time to time the consistency of the battery electrolyte can be uneven from daily use) - a full load charging characteristic can result in a period of potentially damaging overcharging. The Soft Start function eliminates this situation by starting the charging process slowly and softly, battery electrolyte and cell charge is able to even out, before receiving the main bulk charge. This significantly improves the battery charging capability and reception.

STAGE 3 – “BULK”
This is the main hard charging stage, where the charger will operate at the maximum rated current output, until the battery reaches a pre-set voltage determined by the battery type selection. Charging time period is determined by the capacity and charge state of the battery.

STAGE 4 – “ABSORPTION”
After the Bulk stage, the charger will automatically begin to reduce its current output depending on the charge acceptance of the battery, while maintaining a constant voltage (determined by the battery type selection - 14.3V GEL / 14.8V Lead Acid, AGM / 15.6V Calcium). When the current reduces to a predetermined threshold level charging will automatically halt, allowing the analysis stage to be performed.

STAGE 5 - “ANALYSIS” (Testing the battery while charging)
After the Absorption charging state, the battery charger will start the “Analysis” stage and will stop charging the battery for 1 minute. At this point, if the battery voltage is sensed at below 12.6V, the battery alarm and faulty battery indicators and alarm will sound. If the battery voltage is equal to or above 12.6V, the next Boost stage will start.

STAGE 6 – “BOOST”
After successfully analysing the battery condition, the charger will enter the Boost charge stage, which will charge at a slightly higher voltage ensuring the battery attains a 100% full charge. The current output is limited at 25% of the maximum rated charger output. When the current drops to the pre-set level or a maximum of 15 minutes is reached the charger will enter the last float charge stage.

STAGE 7 – “FLOAT”
When the charger has finished the Boost stage the Float stage will set its output voltage at 13.3V Gel, 13.7V Lead Acid / AGM or 13.8V Calcium when the charging current gets to <1.2A or a maximum time of 2 hours is reached then the charger will progress to the next stage. If a load is applied and the battery voltage drops to < 12.4 Volts the charger will return and restart from the Absorption stage.

STAGE 8 – “MAINTAIN”
This final stage regulates the fully charged battery. A small pulse charge is applied at 1Hz at a voltage of 13.3V to maintain the battery at its fully charged state and ready to be used at any time. If a load is applied to the battery and the battery voltage drops below 12.4 volts, the charger will restart from the Absorption stage.

WARNING: Batteries contain corrosive liquid. Always wear approved gloves and goggles when handling batteries or battery acid. If battery acid contacts skin, wash off immediately and contact a doctor for further advice.

BATTERY ANALYSERS & LOAD TESTERS



**SP61060
BATTERY ANALYSER**

- Suitable to test all 12V automotive starting batteries, including ordinary lead acid battery, AGM flat plate battery, AGM spiral battery, and Gel battery, etc.
- Directly detects bad cells by measuring internal resistance
- Accurately test a battery with low voltage, no need to fully charge before testing
- Displays the actual cold cranking amps (CCA) capability of a vehicles starting battery and the health state percentage of the battery itself
- Measurement Range: Cold Cranking Amps (CCA) 100-2000



**SP61062
BATTERY ANALYSER - DELUXE/
CHARGING SYSTEM TESTER/
CRANKING SYSTEM TESTER**

- Suitable to test all 12V automotive starting batteries, including ordinary lead acid battery, AGM flat plate battery, AGM spiral battery, and Gel battery, etc.
- Simple and easy to use
- Tests batteries on and off the vehicle
- Accurate results in milliseconds
- Battery life analysis
- Slim-line design with large easy to read LCD display
- Test results based on CA, CCA, BCI, MCA, JIS, SAE, EN, GB, DIN & IEC standards
- Multilingual interfaces
- Vehicle cranking system test - cranking time, voltage & status
- Vehicle charging system test - load voltage, unloaded voltage, ripple status & charging system status
- Digitally store the test results - printing capability



**SP61009
BATTERY LOAD TESTER
DIGITAL DISPLAY**

- American style drop tester
- Load applied by internal switchgear (non-sparking)
- Suitable for 6 and 12 volt batteries
- Applies load across cells and measures output on meter
- Accurate indication of battery voltage, faulty cell and short circuit

**SP61074
NEXT GENERATION
ULTRA CAPACITOR
JUMP STARTER**

RELIABILITY WHEN YOU NEED IT

- Always ready for use when you need it
 - Capacitors can fully charge in 45 Seconds*
 - Displays battery voltage and condition
 - Accepts power input from multiple sources*
- This premium, next generation jump starter utilises ultra-capacitor technology and allows a vehicles flat battery (provided it still has more than 5 volts available) to charge the jump starters capacitors and then jump start the vehicle.
- Simply connect the ultra-capacitor jump starter to the vehicle battery, the jump starter will display the vehicle batteries existing voltage and health status and if necessary it will then charge itself from the depleted vehicle battery (or if available from any other vehicles battery), once charged the Jump Starter is then able to supply a short burst of full power back into the vehicles electrical system, allowing for vehicle start up.

Tough, compact and always reliable. The SP Next Generation Ultra-Capacitor Jump starter is an essential tool in the vehicle maintenance and road side assistance industry's tool box.

COMPACT SIZE
250L x 120w x 50h mm



Rugged enough to be stored in vehicle for many years and able to be quickly recharged on site for use when its needed.

MULTIPLE WAYS TO CHARGE

Worst case scenario, the vehicles battery has less than 5 Volts, the jump starter can be charged through multiple devices, from any:

- USB charging port via the 5V input, such as USB mobile phones charger, computers, power banks and so on.
- The vehicles on-board 12v power outlet.
- Another vehicles battery via the jumper cables, or
- Transfer the stored power from the charged on-board back-up battery.

THE PORTABLE POWER SUPPLY FOR ANY JOB - JUMP STARTS CARS, TRUCKS AND MOTORCYCLES. POWER OR CHARGE 12V ACCESSORIES AND USB 5V ELECTRONICS.



**SP61071
LI+ POWER BANK JUMP STARTER
700A**

• The portable power supply for any job - Jump starts any car, truck or motorcycle. Power or charge 12v accessories and any USB 5v electronics. Pack includes 14 interchangeable tips and cords to connect to most electronic devices, as well as mini-jumper clamps, all in one convenient carry case.

- 12v 250 - 700AMP Jump start (Petrol engines up to 5L V8 & Diesel up to 3L) (approx. double normal laptop battery life)
- 12v Port for powering or charging 12v accessories
- 5v USB Port for charging mobile phones, tablets & cameras (approx. 4 full mobile phone charges per charge)
- High power LED flashlight with strobe & SOS flash patterns
- Lithium-Ion Battery - Holds charge longer
- Built in battery management system
- Low voltage warning/low voltage shut down
- Reverse polarity indicator and alarm
- Short circuit and overload protection for jumper & USB
- Built-in over charge/discharge circuit protection
- Capacity: 15,000mAh
- Power: 55.50Wh
- Jump Starter Current: 250-800A
- Cycle Life: Approx. 1000 Times
- Weight: 610g

COMPACT SIZE
181L x 95w x 40h mm

SET INCLUDES

- Mini power bank unit
- Jumper cables
- USB to various electronic device input connectors
- 12V10A DC adapter cable
- 12v car charger
- Charger
- Storage case

FLUID TEST TOOLS

SP61005

HAND-HELD REFRACTOMETER

- Accurate concentration check of battery fluids, antifreeze liquid & cleaning fluids
- Suitable for ethylene & propylene glycol coolants
- Ethylene Glycol: -60°C- 0°C
- Propylene Glycol: -50°C- 0°C
- Battery Fluid: 1.15 – 1.30 Specific Gravity
- Automatic temperature compensation
- Easy to read scale
- Includes sturdy storage case



SP61002

BATTERY FLUID HYDROMETER

- Test specific gravity of battery fluid
- Floating module indicator specific gravity charge
- One piece rubber bowl
- Flexible neoprene tip



BATTERY TERMINAL TOOLS

SP61001

POST & TERMINAL CLEANER

- Easy Cleaning of battery posts & terminals
- Wire Brushes remove corrosion build up on battery posts and terminal for improved electrical contact
- External brush for cleaning battery posts Internal brush for cleaning battery terminals



SP61003

BATTERY TERMINAL SPREADER & REAMER PLIERS

- Heavy duty professional quality spreader
- Suitable for cleaning and spreading battery cable terminals
- Sharp teeth cleans corrosion from the battery terminal
- Insulated ergonomically designed handles
- Manufactured from durable high quality steel



SP61004

BATTERY TERMINAL PULLER

- Mini puller with spring loaded jaws designed for removal of corroded battery clamps from terminals
- T-handle centre screw for more applied torque
- Also suitable for the removal of small gears, pulleys and bearings



SENSOR SOCKETS

SP64065

SENSOR SOCKET SET 7 PIECE

- Window in socket allows the wires attached to the sensors to be bypassed, eliminating wire damage
- Applications include: Mitsubishi, Nissan, GM and the Volkswagen Audi Group
- For heated & non-heated lambda sensors
- Contained in heavy duty storage case with EVA foam tray

SET INCLUDES

- 29mm pressure/vacuum switch socket
- 7/8" vacuum switch socket
- 27mm oil pressure sending unit socket
- 1" & 1-1/16" oil pressure sending unit socket
- Long oxygen sensor socket - 22mm
- Short oxygen sensor socket - 22mm



SP64060

3/8" DR OXYGEN SENSOR SOCKET 22MM

- 3/8" Dr x 22mm
- Window in socket allows the wires attached to the sensors to be bypassed
- Common 6 point socket fits most oxygen sensors
- Applications include: Mitsubishi, Nissan, GM and the Volkswagen Audi Group
- For heated & non-heated lambda sensors



SP64061

3/8" DR OXYGEN SENSOR SOCKET OFFSET - 22MM

- 3/8" Dr x 22mm
- Window in socket allows the wires attached to the sensors to be bypassed
- Offset drive accesses sensor from the side, eliminating wire damage
- Common 6 point socket fits most oxygen sensors
- Applications include: Mitsubishi, Nissan, GM and the Volkswagen Audi Group
- For heated & non-heated lambda sensors



RADIO REMOVAL

SP61040

RADIO REMOVAL TOOL FORD

- Makes radio removal fast and damage free
- Simply insert tools into holes on radio face-plate to release the retaining clips
- Handles serve for removing radio from surround panel
- Use on most 1987 to current ford cars & trucks



ENGINE SERVICE

From an engine service to an engine rebuild, we have the specialised service tools required to save time and money when performing these repairs. SP Tools provides tools for all major and minor engine service and repairs.

NOID LIGHTS



SP71050

NOID LIGHT KIT 6 PIECE

- Check fuel injector signal faults fast
- Simply disconnect injector harness and plug in noid Light
- Easy to use and fits a wide variety of injector harnesses
- Compatible with: GM PFI, FORD TBI, GEO TBI, BOSCH PFI, GM TBI, GM SCPI
- All housed in a heavy duty blow mould storage case

SP71052

NOID LIGHT KIT 10 PIECE

- Check fuel injector signal faults fast
- Simply disconnect injector harness and plug in noid Light
- Easy to use and fits a wide variety of injector harnesses
- Compatible with: GM PFI, FORD TBI, GEO TBI, BOSCH PFI, GM TBI, GM SCPI
- All housed in a heavy duty blow mould storage case

ALSO AVAILABLE INDIVIDUALLY

SINGLE NOID LIGHTS TO SUIT	MODEL
Suits Bosch Port fuel Injection harness with round pins	SP66150
Suits GM Port fuel Injection harness with flat pins	SP66151
Suits GEO Throttle body Injection harness with flat pins	SP66152
Suits GM Throttle body Injection harness with large round pins	SP66153
Suits GM SCPI Throttle body Injection harness with large round pins	SP66154
Suits Ford TBI Throttle body Injection harness with large round pins	SP66155



FUEL LINE DISCONNECT TOOLS

SP64052

AC & FUEL LINE DISCONNECT KIT

- Comprehensive set of tools for decoupling automotive air conditioning hoses and fuel lines
- Offset design with spring loaded action allows one handed operation
- Suitable for a wide variety of vehicles
- Colour coded for easy identification
- Supplied in a sturdy carry case

SIZES INCLUDE

- 8mm (5/16")
- 9.5mm (3/8")
- 9.5mm (3/8") Cooler Line
- 9.5mm (3/8") Oil Cooler Line
- 13mm (1/2")
- 16mm (5/8")
- 19mm (3/4")
- 22mm (7/8")



SP64050

AC & FUEL LINE DISCONNECT SET

- Easy clip over design
- Simple push under fitting until hose releases
- 5/16", 3/8", 1/2", 5/8", 3/4" & 7/8"



SP64051

FUEL LINE DISCONNECT TOOL

- Fits E-3/8" & F-5/16" fuel lines
- Release locking coupling on 5/16" & 3/8" fuel lines

PETROL

SP66062

FUEL INJECTION PRESSURE TESTER MULTI-POINT

- Suits Multi-point systems with "Push On" and "Banjo" style hoses
- Features quick coupling fittings
- Suits GM, Ford, Toyota, Mazda, Honda, Mitsubishi, Nissan, Suzuki, Daihatsu



PETROL CONTINUED



SP66065

FUEL INJECTION PRESSURE TESTER

- Suits the workshop that handles a wide variety of vehicle's multi-point, throttle body & CIS system (Continuous Injection Systems)
- All adaptors, gauges & hose assemblies feature a quick coupling system for speedy & efficient testing connection
- The uniquely designed relief valve relieves the pressure & the fuel safely
- No need for wrenches or pipe dope
- All housed in a heavy duty blow mould storage case



SP66060

VACUUM/FUEL PUMP TESTER KIT

- Check for leaking or defective parts in vacuum systems & mechanical fuel pumps
- Thick rubber bump guard
- Clear and easy to read gauge design

MEASURES

- Engine Vacuum:
- 0-30 in-Hg
 - 0-700 mm-Hg
 - 0-100 KPA

- Fuel Pump Pressure:
- 0-10 PSI
 - 0-700 g/cm²
 - 0-70 KPA

DIESEL

SP66068

COMMON RAIL DIESEL FUEL RETURN FLOW TEST KIT - 49 PIECE

- Designed to measure return fuel flow on diesel vehicles up to 8 cylinders fitted with common rail injection systems
- Identifies worn, blocked or inoperative injectors quickly & easily
- Includes measurement tubes for short term tests & measurement bottles for long term, more accurate evaluation
- Adaptor set to suit Bosch, Siemens, Delphi & Denso Injectors
- All housed in a heavy duty blow mould storage case



SP66066

DIESEL INJECTOR SYSTEM PRIMING PUMP

- Essential for reintroduction of fuel into fuel pump following maintenance, such as fitting of new diesel filter or following drainage of fuel tank



CONTINUED DIESEL



SP66076

DIESEL INJECTION SYSTEM PRIMING PUMP KIT 12 PIECE

- Essential for reintroduction of fuel into fuel pump following maintenance, such as fitting of new diesel filter or following drainage of fuel tank
- Includes adaptors for GM, Renault, Fiat, Ford, PSA (Peugeot, Citroën & Ford)
- Housed in EVA foam organiser tray

SP66085

DIESEL INJECTOR PULLER SET 4 PIECE

- Set of 3 adaptors plus a special tool for removing the internal part of Bosch injectors
- Specifically designed for removing Delphi/Bosch diesel injectors
- Adaptors can also be used with an air hammer to loosen the injector by vibration
- Use with a slide hammer with 5/8" UNF thread (SP66086)
- All housed in a heavy duty blow mould storage case



SP66086

5/8" UNF DIESEL INJECTOR PULLER SLIDE HAMMER

- Slide hammer to suit diesel injector puller kit (SP66085)
- Thread: 5/8" UNF
- Hammer weight: 1.5kg (3.5lb)



SP66084

DIESEL INJECTOR SEAT CLEANER SET 7 PIECE

- Set of five diesel injector seat cleaners, centering pilot and t-handle
- Used to clean/de-carbonise injector seats when changing injectors
- Centring pilot: 7mm
- Various vehicles: 15mm
- Delphi/Bosch injectors: 17 x 17mm (BMW, PSA, Renault, Ford)
- Bosch injectors: 17 x 19mm (Mercedes CDI)
- Angled: 17 x 17mm (Mercedes CDI)
- Angled: 17 x 21mm (Fiat, Iveco)
- All housed in a marked EVA foam tray and heavy duty blow mould storage case

DIESEL CONTINUED

SP66081

**DIESEL INJECTOR SOCKET SET
6 PIECE**

- Designed for removal, inspection or replacement of injectors
- 1/2" Dr sockets
- Window in socket allows the wires attached to the sensors to be bypassed, eliminating wire damage
- Applications include: Ford, Nissan, Audi, BMW, Mercedes, Land Rover, Seat, Holden, Volvo, VW, Peugeot, LGV, Scania, Alfa Romeo
- Chrome Molybdenum
- All housed in a heavy duty blow mould storage case

Size & Applications:

- 90 X 21mm - Ford
- 80 X 22mm - Nissan, VW
- 110 X 22mm - Audi, BMW, Mercedes, Rover, Seat, Vauxhall, Volvo, VW
- 80 X 27mm - BMW, Fiat, Ford, Peugeot
- 80 X 28mm - LGV - Scania, Volvo
- 83 X 28mm - VM 2.4D/2.5D Engine Alfa Romeo, Chrysler, Land Rover



PETROL COMPRESSION TESTERS

SP66023

PETROL COMPRESSION TESTER

- 2.5" gauge with dual scale, 0-300psi, 0-21kg/cm², 0-300psi
- Pressure relief valve allows repeated on-vehicle test
- Includes multiple adaptors to fit most applications



SP66024

**PETROL COMPRESSION TESTER
HEAVY DUTY**

- Easy reading 2-5" gauge features colour coated quadruple calibrations 0-300psi 21kg/cm, 21bar & 2100kpa
- 13" durable rubber hose with 14mm/18mm adapter
- 6" Heavy duty stem with universal rubber cone adapter fits all plugs
- Pressure relief valve allows repeated on-vehicle tests
- All housed in a EVA foam tray and heavy duty blow mould storage case

CONTINUED **PETROL COMPRESSION TESTERS**

SP66030

**PETROL COMPRESSION TESTER
DELUXE**

- Checks cylinder compression from 0-300psi (0 to 21kg/cm²)
- Assembles to form either push in or screw in type testers
- Screw in adaptors include: M10 x 1.0, M12 x 1.25, M14 x 1.25 & M18 x 1.5
- All housed in a heavy duty blow mould storage case



DIESEL COMPRESSION TESTERS

SP66037

**DIESEL COMPRESSION TESTER SET
AUTOMOTIVE**

- A basic set for diesel work
- Tester has a pressure relief valve for releasing air & retesting
- A 16-1/2" wire reinforced hydraulic hose has a quick coupler on a swivel for ease of connection
- A 2-1/2" gauge with easy to read red and black dial with snap-in lens
- Records pressures from 0-1000psi and 0-70 Bar
- Adaptors for GM, Ford, Audi, Mercedes Benz, Peugeot, VW & Volvo
- All housed in a heavy duty blow mould storage case



SP66038

**DIESEL COMPRESSION TESTER SET
DELUXE**

- Comprehensive test kit for both direct & indirect diesel injected cars
- Simple and easy to use
- Checks engine compression under cranking conditions
- Small profile, quick coupling adaptors for speed & security
- Built-in pressure relief valve enables repeat tests without dismantling
- Flexible hose (355mm) gives access to restricted plug & injector ports
- Dual scale 80mm gauge 0-1000 psi and 0-70 Bar
- All housed in a EVA foam tray and heavy duty blow mould storage case



SP66039

**DIESEL COMPRESSION TESTER SET
COMMERCIAL**

- Measures cylinder pressure on diesel cars and trucks
- Unique swivel end quick coupler allows the operator to connect the adaptors quickly and easily

SUPPLIED WITH ONE GAUGE AND ALL NECESSARY ADAPTERS

- Dual measurement scale: 0 to 1,000psi / 0 to 70bar with quick release valve
- 2-1/2" dial, glycerine filled gauge with glass lens in stainless steel housing
- 368mm (14.5") long nylon jacketed pressure hose assembly - 4,500psi rated

INCLUDES 13 PIECE ADAPTOR SET TO SUIT:

- Allis Chalmers • Audi • Bedford Case • BMW • Caterpillar • Chalmers • Chevy
- Cummins • Detroit Diesel • Fiat • Ford • Ford Tractor • General Motors • International Harvesters • Isuzu • John Deere • Lincoln Continental • Mack Truck • Mercedes Benz • Peugeot • Toyota • Volkswagen • Volvo



LEAK DETECTOR AND CRANK STOPPER



SP66027

CYLINDER LEAK DETECTOR & CRANK STOPPER

- Pinpoints low compression cause i.e. burnt valves, worn rings, etc.
- Crank stopper locks engine in place to facilitate installation of timing belts & removal of harmonic balance pulleys
- Supplied with 14mm adaptor, 14mm deep adaptor & 18mm adaptor
- Gauges show % of cylinder leakage & cylinder pressure
- Suitable for use on any petrol engine with 14 or 18mm spark plugs
- All housed in a EVA foam tray and heavy duty blow mould storage case

OIL PRESSURE TESTERS

SP66069

ENGINE OIL PRESSURE TESTER

- Highly accurate
- Large and easy to read dial
- Pressure scale: 0-100psi / 0-700kpa
- Gauge fitted with heavy duty rubber bumper
- 610mm long flexible hose
- Includes adaptors to suit most vehicles
- Housed in a heavy duty, impact resistant storage case



SP66070

ENGINE OIL PRESSURE TESTER DELUXE

- Designed to check engine oil pressure in both cars & trucks
- Easy to read dual scale gauge
- Complete with 24" (600mm) of oil proof hose with 1/8" NPT
- Also includes 1/4"NPT, 3/8"NPT, 1/2BSP, M10x1.0, M12x1.5, M14x1.5, elbow adaptors & 50mm nipple & coupling
- Dual gauge readings: 0 to 300psi (0 to 21 Bar)
- Gauge diameter: 2.5"



SP66110

COMPRESSED AIR ADAPTOR

- Used to hold the valves closed whilst spring is compressed
- Spark plug adaptor with 14mm and 18mm threaded fittings for car and light commercial use
- Valve assembly maintains cylinder pressure when air supply is cut
- Requires a 90-125psi supply
- 1/4" BSP female airline coupler included



SP66012

VALVE SPRING COMPRESSOR - SCREW TYPE OVERHEAD

- Easily remove valve springs on most cars & light trucks
- Works with cylinder head on or off the engine
- The jaws grip the valve spring in parallel compression



SP66014

VALVE SPRING COMPRESSOR

- 8" valve pinchers
- Universal jaw with 75-165mm capacity & 150mm throat depth
- Universal compressor with strong adjustable cam-action
- Parallel lift and automatic locking suitable for small to medium OHV engines
- 2 valve spring sizes 25mm and 30mm



SP66015

VALVE SPRING COMPRESSOR

- Suitable for use on multi valve petrol and diesel engines with deep-seated valves
- Universal jaw with 55-175mm capacity and 165mm v
- Suitable also for general use on OHC, OHV and CVH engines
- Reversible jaw and adaptor
- Twin cam action permits use from above or below valve
- 2 Valve spring sizes 25mm and 30mm



SP66115

VALVE LAPPERS

- Hand grind small & large flat head unslotted valves
- Contoured hardwood handles for comfortable grip
- To use, place grinding compound on valve face and put in seat

Set Includes:

- Small cup diameters 5/8" and 13/16"
- Large cup diameters 1-1/8" and 1-3/8"



CYLINDER HEAD TOOLS

PISTON RING COMPRESSOR

PISTON RING COMPRESSORS

- Available in 2 sizes: 50-125mm & 75-175mm
- Compresses piston rings for easy installation
- Self locking ratchet
- Supplied with tightening arm
- Double band adjustable tensioner

AVAILABLE IN 2 OPTIONS

SIZE	MODEL
50 - 125mm	SP66020
75 - 175mm	SP66021



ENGINE CYLINDER HONES



SP63037

**ENGINE CYLINDER HONE
3 ARM - SMALL**

- Versatile hone for 32mm - 90mm diameter cylinders
- 50mm fitted stones - Medium 220 grit
- Knurled nut controls tension
- Flexible shaft for ease of use and self centering
- Adjustable tension, controlled spring action and spread control limiter



SP63038


**ENGINE CYLINDER HONE
3 ARM**

- Versatile hone for 50mm - 178mm diameter cylinders
- 100mm fitted stones - Medium 220 grit
- Knurled nut controls tension
- Flexible shaft for ease of use and self centering
- Adjustable tension, controlled spring action and spread control limiter
- Replacement stones available: SP63138

SP63138

**REPLACEMENT STONES
ENGINE CYLINDER HONE - 3 ARM**

- 100mm fitted stones - Medium 220 grit
- Stones suit: SP63038



PITCH & FEELER GAUGES

SP64036

**FEELER GAUGE SET - OFFSET
12 PIECE**

- Offset blade for easy tappet clearance measuring
- 0.008, 0.010, 0.012, 0.013, 0.014, 0.015, 0.016, 0.018, 0.019, 0.020, 0.025 & 0.026" blades
- Marked with equivalent metric sizes
- Offset blades 100mm long x 13mm wide with 25mm offset tip
- Fold out design allows for easy access to all sizes



SP64032

**FEELER GAUGE SET - TYPE A
26 PIECE**

- 0.0015, 0.002, 0.0025, 0.003, 0.004, 0.005, 0.006, 0.007, 0.008, 0.009, 0.010, 0.011, 0.012, 0.013, 0.014, 0.015, 0.016, 0.017, 0.018, 0.019, 0.021, 0.022, 0.023, 0.024 & 0.025"
- Marked with equivalent Metric sizes
- Straight blades 85mm long x 13mm wide
- Fold out design allows for easy access to all sizes



SP64034

**FEELER GAUGE SET
32 PIECE**

- 0.0015" - 0.035"
- Marked with equivalent metric sizes
- Straight blades 85mm long x 13mm wide



SP64030

**FEELER GAUGE SET
25 PIECE**

- 0.04-1.00mm
- Marked with metric sizes
- Hardened spring steel straight blades
- Straight blades 75mm long x 13mm wide



SP64031

**FEELER GAUGE SET - DOUBLE SIDED OFFSET
25 PIECE**

- 0.005" - 0.30" (0.127-0.762mm)
- Marked with equivalent metric/inch sizes
- Offset blades 100mm long x 13mm wide with 25 mm offset tips



ENGINE TIMING TOOLS - UNIVERSAL

REMOVES & INSTALLS STRETCH BELTS

ONE PIECE MAGNETIC



SP70991

STRETCH BELT TOOL

- Aids in the quick and easy removal/installation of stretch fit belts
- Installs all Stretch fit belts
- Allows for the reuse of stretch fit belts
- Magnetic faces hold the tool in place on the pulley
- Compact, one-piece tool can be used on the front or back side of the pulley

ROTATED VIEW



INSTALLATION



PLACEMENT ANGLE

REMOVAL



PLACEMENT ANGLE

SP71055

BELT TENSIONER SERPENTINE TOOL SET 6 PIECE

- Essential tool for removing & installing timing belts with spring loaded idler pulleys
- Long reach design with multi-positional extension allows access deep into the engine compartment & around obstructions
- Includes: 3/8" Dr sockets - 13, 15, 16 & 18mm

SP71060

TENSIONER LOCK OUT PIN SET 6 PIECE

- Includes 0.79mm, 1.24mm, 1.37mm, 1.49mm, 1.68mm & 1.92mm
- Suitable for locking back belt tension devices while installing or removing cam or auxiliary drive belt
- Wide range of vehicle & engine applications

SP70865

CRANKSHAFT BOLT REMOVAL TOOL 1/2" DR.

- Reduces service time
- Use where impact guns won't fit
- Loosens and tightens bolts
- Recommended for use with impact sockets
- Produces up to 600 ft/lbs of torque to loosen stubborn bolts



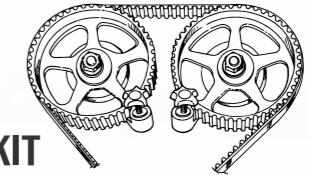
CONTINUED **ENGINE TIMING TOOLS - UNIVERSAL**



SP70907

TIMING GEAR HOLDER/ SINGLE CAM CLAMPS KIT

- Securely holds the timing gear during removal or installation
- Prevents timing gear movement while the retaining bolt is removed
- Allows rotation of cam gear to align valve timing marks
- Single lever looking design is easy to use
- Slimline design allows maximum access



- Single Cam Clamps lock each gear individually during timing belt replacement
- Holds valve timing during belt replacement
- Compact size allows use in confined engine compartments
- Easy to use-installs in seconds

SINGLES CAM CLAMP SETS

AVAILABLE IN 2 OPTIONS

- Use on single, twin and quad cam engines to hold valve timing during belt replacement
- Low profile design works on engines with gear to cylinder head clearances from 5mm (1/4") to 35mm (1-3/8")

SP70902

2 PIECE

- 2 x Timing Gear Clamps
- 2 x Bolt Extensions

SP70905

4 PIECE

- 4 x Timing Gear Clamps
- 4 x Bolt Extensions

SP70900

MASTER CAM CLAMP KIT 5 PIECE

- This universal kit covers most single overhead cam engines, twin cam engines and quad cam engines
- Lock camshafts to hold valve timing during belt replacement
- Reduces repair time
- Prevents possible engine damage due to incorrect timing
- Compact design to allow easy operation in small engine bays



ENGINE OIL SERVICE



SP64001
OIL FILTER WRENCH
3 PRONG

- Compact design great for confined areas
- Suits oil filters Ø58 mm to Ø95mm
- 3/8" Drive



SP64000
OIL FILTER WRENCH
3 PRONG - REVERSIBLE

- Suits oil filters Ø60mm to Ø100mm
- 1/2" Square drive or hex drive



SP64010
OIL FILTER WRENCH - STRAP TYPE
CAR

- 1/2" Square Drive
- Suits oil filters up to Ø150mm (6")
- Non-slip nylon strap



T864010
OIL FILTER WRENCH - STRAP TYPE
888 SERIES - CAR

- Tough non-slip nylon strap
- Suits spin-on type filters up to Ø150mm (6") dia.
- Turn with 1/2" ratchet, angle or power bar
- Strap width: 50mm



SP64012
OIL FILTER WRENCH - STRAP TYPE
TRUCK

- Suits oil filters up to Ø300mm (12")
- Satin finish cast steel body with 3/8" and 1/2" sq drives
- Extra wide nylon webbing strap

OIL FILTER WRENCHES
SWIVEL HANDLE

- Available in various sizes to suit multiple oil filter sizes
- Heavy duty oil filter wrenches
- 90° swivel head to access filters in confined areas
- Wide band securely grips filters without crushing them
- Dimples on band ensures secure grip without slippage
- Comfortable grip handle

AVAILABLE IN 6 OPTIONS

SIZE	MODEL
60 - 73mm	SP64003
73 - 86mm	SP64004
86 - 95mm	SP64005
95 - 110mm	SP64006
110 - 125mm	SP64007
125 - 140mm	SP64009

CONTINUED ENGINE OIL SERVICE

SP71108
OIL FILTER WRENCH - 74.2MM X 3/8"DR
SUITS: AUDI, BMW, FORD, MAZDA, TOYOTA, VW, FORD, PORSCHE
& MERCEDES BENZ - V6 & V8

- Suits: Audi, BMW, Ford, Mazda, Toyota, VW, Porsche, Ford Focus (2004-2006) & Mercedes Benz - V6 & V8
- Size: 14 flutes x 74.2mm x 3/8"Dr
- Use Torque: 25N-m±5N-m
- Chrome Finish



SP71110
OIL FILTER WRENCH - 64.5MM X 3/8"DR
SUITS: TOYOTA (4 CYLINDER)

- Suits: Toyota 4 cylinder (1800cc - 2000cc) (New Cars) Allion, Auris, Corolla Axio, Corolla Fielder, Corolla Rumion, Isis, Ist, Noah, Premio, Prius, Voxy, Wish
- Size: 14 flutes x 64.5mm x 3/8"Dr.
- Use Torque: 25N-m±5N-m
- Chrome Finish



SP71111
OIL FILTER WRENCH - 32MM X 3/8"DR
SUITS: GM (4 CYLINDER) & MERCEDES BENZ HGV'S

- Suits: GM Opel/Vauxhall 4 cyl, GM 2.2liter ecotech X10XE, X12XE, Y17DT, Y17DTL engines, Mercedes HGV'S e.g. OM364 & OM366 engines.
- Size: Hex x 32mm x 3/8"Dr.
- Use torque 25Nm ± 5Nm
- Chrome Finish



SP71113
OIL FILTER WRENCH - 64.5MM X 3/8"DR
SUITS: TOYOTA & LEXUS (6 & 8 CYLINDER)

- Suits Toyota & Lexus 6 & 8 Cylinder
Toyota: 2007-2008 V6, Corolla - (2007-2009) 4cyl, Tundra - (2007) 8cyl, Sequoia - (2008) 8cyl, Land Cruiser - (2008-2010) 8cyl, 4Runner - (2008-2010) 4 & 6Cyl
Lexus: (2006) - All vehicles, (2007) ES350, GS350, GS450h, LS460, RX350, (2008) LS600h L, (2009) LX570
- Size: 14 flutes x 64.5mm x 3/8"Dr.
- Use Torque: 25N-m±5N-m
- Chrome Finish



SP71115
OIL FILTER WRENCH - 88.8MM X 3/8"DR
SUITS: HYUNDAI, KIA, LAND ROVER, RANGE ROVER & JAGUAR

- Suits: Hyundai, Kia, Land Rover, Range Rover & Jaguar
- Size: 15 flutes x 88.8mm x 3/8"Dr.
- Use Torque: 25N-m±5N-m
- Chrome Finish



SP71116
OIL FILTER WRENCH - 27MM X 3/8"DR
SUITS: MERCEDES BENZ & SMART CAR

- Suits: Mercedes Benz & Smart Car
- Size: Hex x 27mm x 3/8"Dr.
- Use torque 25Nm ± 5Nm
- Chrome Finish



ENGINE OIL SERVICE CONTINUED



SP71117

OIL FILTER WRENCH - 86.6mm X 3/8" DR

SUITS: BMW & VOLVO

- Suits: BMW & Volvo
BMW: 335i 3.0L Twin Turbo, 535i 3.0L Twin Turbo, 3 Series (E90) & X6 3.0L Twin Turbo
Volvo: All Models (1999 - 2008) excl. 2005 40 & 50 Series

- Size: 16 flutes x 86.6mm x 3/8" Dr.
- Use Torque: 25N-m±5N-m
- Chrome Finish



SP71118

OIL FILTER WRENCH - 36mm X 3/8" DR

SUITS: MERCEDES BENZ (DIESEL), BMW, MINI, FORD (6 LITRE DIESEL) & VOLKSWAGEN (VR6)

- Suits: Mercedes diesel engines OM604, OM605 & OM606, BMW engines M52 6 cyl, M60 8 cyl & M70 12 cyl, Mini One, Ford 6.0 litre diesel engine (predominantly used in pickups) & Volkswagen VR6 engine.

- Size: Hex x 36mm x 3/8" Dr.
- Use torque 25Nm ± 5Nm
- Chrome Finish

SP64008

OIL FILTER PLIERS

- Adjustable serrated jaws lock into position providing maximum grip on "oily" oil filters
- Made from heavy duty hardened steel
- Comfortable dipped PVC handles for extra grip
- Removes oil filters: 52mm(2-18") to 127mm(5")



OIL DRAIN PLUG KEYS

SP20215

OIL DRAIN PLUG KEY SET - 3/8" DR 18 PIECE

- Helps remove & replace drain plugs in hard to reach locations on differentials, gearboxes & engine sumps

SET INCLUDES

- Inhex Keys - 3/8" Dr Metric - 8, 9, 10, 12, 14 & 17mm
- Square keys 3/8" Dr Metric - 7, 8, 10, 11, 12, 13 & 14mm
- Square keys 3/8" Dr SAE - 5/16" & 3/8"
- Triangle key 3/8" Dr 10mm
- Spline key 3/8" Dr M16
- SQ key 3/8" Dr 10mm



OIL/FLUID DRAIN PANS

MULTI DRAIN TUBS/PANS

AVAILABLE IN 2 SIZES

- For use when changing engine oils, transmission oils etc
- Resistant to chemicals such as oil, antifreeze and solvents
- Made from durable, light weight high-density polyethylene material
- Heavy wall construction stays rigid even with hot oil
- Large handles are positioned to aid carrying and pouring
- Built-in pouring spout aids in returning fluid to recycling container with minimal spillage

VOLUME	DIMENSIONS	MODEL
8 Litre	• 520 x 390 x 150mm	SP64108
16 Litre	• 600 x 450 x 180mm	SP64116



DRILL PUMP KIT AND ADAPTORS

SP71196

DRILL PUMP KIT - QUICK FLOW

- Universal adaptor with rubber mounting strap allows all drill sizes to be quickly mounted to pump
- 3 Litres per minute with drill speed of 1,200 RPM
- One hand operation leaves free hand to manage suction and discharge hoses
- Heavy duty design and manufactured from high strength, chemical resistant polymer
- Steel gear shafts running in brass bushes
- Suitable for long run cycles
- Positive Priming
- 1/4" hex to 3/8" drive drill adaptor included
- Quick connect couplers for hose interchange and storage
- Also able to run using 3/8" Drive Air Ratchets



HIGH FLOW RATE

3 LITRES PER MINUTE with a drill speed of 1,200RPM

KIT INCLUDES

- Quickflow drill pump
- 1/4" hex to 3/8" drive drill adaptor
- 2 x 8mm x 1m hose
- 1 x 6mm x 1m transmission suction hose
- Instruction manual
- Blow mould case

NOTE: THIS PUMP IS NOT COMPATIBLE WITH FLAMMABLE LIQUIDS

IDEAL FOR TRANSFERRING

- AUTOMOTIVE**
 - Engine Oil
 - Automatic Transmission
 - Gear Oil
 - Power Steering Fluid
 - Brake Fluid
 - Coolant
- MARINE**
 - Engine Oil Pump Out
 - Gear Oil Change
 - Bilge Pump Out
- INDUSTRIAL**
 - Hydraulic Oils
 - Machining Coolants

NOTE: DRILL NOT INCLUDED



FAST CONNECT AND DRAINAGE



SP71201

TRANSMISSION ADAPTOR KIT

SUITS: QUICK FLOW DRILL PUMP

- Kit contains adaptors required to refill many sealed automatic transmissions.
- Best suits use in conjunction with quick flow drill pump to quickly refill transmissions.
- Pressure hose and adaptors have quick connect fittings for easy interchange.
- Adaptors are made from light weight, high strength composite material with high chemical resistance. High impact resistance prevents damage to adaptor thread if dropped.

DESCRIPTION	APPLICATION
ADAPTOR - M22 x 1.5mm	VW/Audi with CVT Transmission
ADAPTOR - M24 x 1.5mm	VW/Audi with DSG Transmission
ADAPTOR - M30 x 1.5mm	VW
ADAPTOR - M8 x 1.0mm x 46mm	VW Tiguan
ADAPTOR - M18 x 1.5mm with flex hose	Toyota ATF
ADAPTOR - 5/16 - 24 UNF x 46mm	Volvo ATF
ADAPTOR - M10 x 1.0mm x 95mm	VW ATF
ADAPTOR - M12 x 1.5mm x 83mm	Mercedes Benz with 722.9 G Tronic Transmission
ADAPTOR - 45° x 142mm	General
ADAPTOR - 1/8" NPT x 118mm	Ford ATF
PRESSURE HOSE	All

FLUID EXTRACTORS

EXTRACTION SYRINGES

- Multi-purpose syringe ideal for the transfer of oils/fluids to and from vehicle components such as gearboxes and differentials
- Translucent body allows easy inspection of oils and fluids.

SUITABLE FOR

- Oil extraction: Power Steering, Gear Box, Automatic Transmission, Differential, Engine and more
- Fluid Extraction: Coolant, Brake fluid, Hydraulic fluid, Lubricating fluid

AVAILABLE IN 2 OPTIONS

VOLUME	MODEL
200ml	SP65122
1.5L (1500ml)	SP65123



SP64022

**FLUID EXTRACTOR - VACUUM POWERED
1 LITRE**

- Small, fast & portable fluid extractor
- Operates with an air compressor
- Extraction is achieved using deep vacuum technology
- Designed to vacuum fluids from inaccessible or confined areas
- Quick release air supply locking trigger
- Container constructed from chemical resistant materials
- 1 Litre capacity

SUITABLE FOR

- Oil extraction: Power Steering, Gear Box, Automatic Transmission, Differential, Engine and more
- Fluid Extraction: Coolant, Brake fluid, Hydraulic fluid, Lubricating fluid



SP64025

**OIL EVACUATION SYSTEM
6 LITRE**

- Fast, no mess fluid removal
- Air operated, "no moving parts" fluid extraction unit
- Designed to vacuum fluids from inaccessible or confined areas
- Container constructed from chemical resistant materials
- 6 Litre capacity

SUITABLE FOR

- Oil extraction: engine, power steering, gear box, automatic transmission, differential, marine, industrial machinery, plant equipment
- Fluids: brake, coolant, hydraulic, cutting, lubricants

SET INCLUDES

- 6 Litre container
- Vacuum generator
- 1.7m Suction hose & on/off tap
- 2 x Suction probes
- Brake bleeding attachment with quick connect fittings



SEAL REMOVAL/INSTALLATION TOOLS

SP70960

**SEAL TOOL KIT
24 PIECE**

- Ideal for easy removal and installation of camshaft and crankshaft seals
- Compact puller with unique extracting hooks engage seal for quick removal
- Interchangeable sleeves and mandrels allow easy installation of new seal
- Suits seals from 21.5mm to 64mm



SP30819

**SEAL REMOVAL/INSTALLATION KIT
WICK SEALS**

- Removes and installs upper rear seals without dropping the crankshaft
- Cork screw puller makes it easy to remove the old seal
- Spring steel clip grips the seal firmly as it is pulled into position
- Works on both rope and synthetic rubber material



SP66000

TWIN HOOK SEAL PULLER

- Suitable for safe removal of oil and grease seals found in automotive drives and transmissions without damage to seal or surrounding casting
- Two hook sizes to fit most seal applications
- 325mm length
- Heavy duty

TRANSMISSION TOOLS



SP64210

TRANSMISSION STOP-OFF TOOL

- Use this tool to plug the transmission shaft opening when removing the drive shaft, repairing the U-Joints or performing general transmission service.
- Tapered Design suits most vehicles

FUEL TANK SENDER WRENCHES



SP64067

3 LEG FUEL TANK SENDER WRENCH

- Used for removal & re-fitting tank sender moulding rings
- Range: 75-160mm Diameter
- Use with a 24mm Spanner Socket

COOLING SERVICE

An engine that's overheating will quickly self destruct, so maintenance of the cooling system is essential to the life of the engine. At SP Tools we have a range of both diagnostic and maintenance tools for the cooling system.

COOLING SYSTEM PRESSURE TESTERS

SP70750

COOLING SYSTEM PRESSURE TEST KIT 21 PIECE

- Thumb-operated relief valve for quick and easy pressure release and self-locking quick-disconnecting components
- This kit is designed to find internal & external cooling system leaks
- It includes a selection of radiator cap adaptors, header tank adaptors and radiator cap tester adaptors to test all aspects of the cooling system
- Includes a heavy duty pump with test range 0 - 2.5bar.

SET INCLUDES

- Thermometer
- Adapter wrench
- Pressure testing pump with gauge (gauge reading from 0~35 psi)
- Adaptor - Black connector for radiator cap No.3 (R123) and No.4 (R124)
- Adaptor - Blue connector for radiator cap No.3(R123) and No.5 (R125)
- Adaptor - Mercedes (W123, W126, W124, W201), GM (Buick), Jeep
- Adaptor - Peugeot, Subaru, Chrysler, Acura, GM (Nova, Spectrum, Sprint), Mitsubishi, Nissan, Mazda, Toyota, Infiniti, GEO, Suzuki, Isuzu, Mercedes
- Adaptor - Honda, Toyota, Suzuki, Mitsubishi, Chrysler, Acura
- Adaptor - Mercedes Benz (ML-class, W163, W164), GM (Achiva, Skylark, Grand Am 1992~2002)
- Adaptor - Volvo, Saab, Sterling, Citroen, Renault, Fiat, Alfa, Jeep
- Adaptor - VW (Vento, T4, Passat-1996, Golf, Beetle, Sharan)
- Adaptor - Audi (A4, A5, A6), BMW E45, VW (Passat-1997~2002), Porsche (Cayenne)
- Adaptor - BMW (E46, E36, E39, E38, E32, E90)
- Adaptor - Audi, VW
- Adaptor - Ford Mondeo, International, Land Rover, Opel, Jaguar, Sangyoung motor
- Adaptor - Mercedes (C-class, E-class, S-class, W140, W220, W124, W210, W211, W215, W216, W221, R230)
- Adaptor - Ford (Mondeo, Focus, C-Max03)
- Adaptor - Mazda (M3)
- Adaptor - BMW (E60, E63, E64, E90)
- Adaptor - Toyota (Celica, RAV4, Previa, MR2)



SP70800

COOLING SYSTEM PRESSURE TESTER

- Eliminates the need for adapters to pressure test the cooling system
- Universal attachment to radiator or header tanks
- Fits bayonet and threaded filler necks
- Identifies cooling system pressure leaks

SET INCLUDES

- Analyser
- Pressure pump - 0-30 psi (0-207 kPa) gauge
- Air supply hose
- Drain hose
- 3 x Radiator neck extensions
- Instruction manual
- Blow moulded storage case

COOLING SYSTEM PRESSURE TESTERS

SP70889

COOLING SYSTEM PRESSURE TESTER DELUXE

- The patented inflatable bladder attaches to radiator or header tanks for system testing
- Eliminates the need for adapters to pressure test the cooling system
- Fits bayonet and threaded filler necks on radiators or header tanks
- Identifies cooling system pressure leaks
- Includes 6 double end radiator cap testers
- The inflatable bladder sealing system enables the analyser to attach to almost all passenger and light commercial vehicles

SET INCLUDES

- Analyser
- Pressure pump - 0-30 psi (0-207 kPa) gauge
- Air supply hose
- Drain hose
- 6x Double end radiator cap testers
- 3x Radiator neck extensions
- Instruction manual
- Blow moulded storage case



COOLING SYSTEM REFILL & FLUSH GUNS

SP70880

COOLING SYSTEM REFILL GUN

- Dramatically reduces filling time and eliminates airlocks in the cooling system
- Eliminates the need for system bleeding
- Universal attachment to most radiator and header tanks
- Small & large rubber cones to suit both passenger & commercial vehicles; no additional adapters needed

SET INCLUDES

- Quick fill gun
- Vacuum gauge: 0 - 30 hg (-0 to -1.0 Bar)
- 1500mm filling hose
- Small & large multi-fit rubber cones
- Detailed operating instructions
- Blow moulded storage case



SP70801

COOLING SYSTEM FLUSHING GUN

- Multi-purpose cleaning gun uses a combination of high pressure compressed air and water to quickly clean dirt, scale etc. from the cooling system
- Multi-step nozzle suits most radiator and heater hose sizes

FAN HUB SPANNERS

FORD FAN HUB SPANNERS

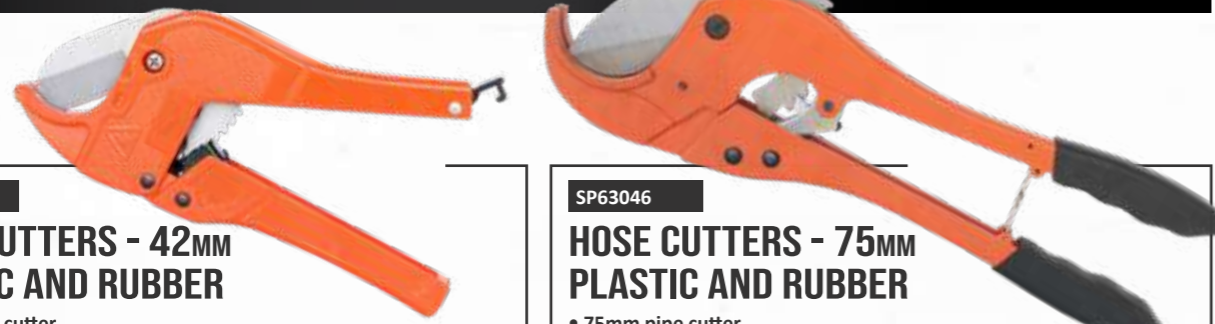
- Available in 2 sizes: 32mm & 36mm
- Removes and replaces viscous fan hubs
- Heavy duty trade quality

AVAILABLE IN 2 OPTIONS

SIZE	SUITS	MODEL
32mm	• BMW and Ford 6 Cylinder	SP72732
36mm	• Ford 8 Cylinder, Opal and GM	SP72736



HOSE CUTTERS



SP63043
HOSE CUTTERS - 42MM
PLASTIC AND RUBBER

- 42mm pipe cutter
- Compound ratchet action
- Cut PVC pipe, vacuum hoses, heater hoses etc.

SP63046
HOSE CUTTERS - 75MM
PLASTIC AND RUBBER

- 75mm pipe cutter
- Compound ratchet action
- Cut PVC pipe, vacuum hoses, heater hoses etc.

CLIP PLIERS



SP72606
HOSE CLIP PLIERS
HEAVY DUTY - 175MM

- Spring loaded pliers, ideal for fitting and removing Clic & Clic-R hose clips
- Special jaw design allows for the change from fit to remove simply by turning the pliers over


SP72607
CLIP PLIERS - FLAT BAND
HEAVY DUTY - 225MM

- Ideal for replacing lower radiator hose
- Fits most size clamps
- Special "v" slot and "o" slot jaws
- Finger tip position lock to keep hose clamps spread open

SP72608
CLIP PLIERS - SWIVEL JAW
HEAVY DUTY - 225MM

- Ideal for replacing lower radiator hose
- Fits most size clamps
- Special "v" slot and cross slot jaws
- Finger tip position lock to keep hose clamps spread open

HOSE CLAMP PLIERS



SP72604
FLEXI HOSE CLAMP PLIER

- For the removal and replacement of metal or plastic spring-loaded self-tightening hose clamps
- Flexible long reach mechanism allows the pliers to release
- Lock hose clamps in the opened position
- Fitted with 630mm long cable
- For clamp diameters from 18mm to 50mm (approx.)

BRAKE & CLUTCH

A safe and functioning brake system requires maintenance. At SP Tools we have tools to use on all parts of the brake system. From a simple brake fluid flush to a complete system rebuild, we have the tools.



FOR RAPID
BRAKE PAD
INSTALLATION

EASY ONE HAND
OPERATION

DISC BRAKE SPREADERS

SP70915
DISK BRAKE SPREADER - 4 IN 1

- The one tool for both fixed and floating calipers
- Prevents damage to pistons, hubs or calipers
- Ensures parallel piston retraction on dual and quad piston calipers
- Easy left and right side use
- Designed to retract the toughest caliper pistons
- Single Lever mechanism used to apply and release force for ease of operation and faster service

SP63002
DISK BRAKE SPREADER
HEAVY DUTY

- Allows for easy compression of brake piston to aid in brake pad changes
- Suits front disc brakes on most domestic and imported cars and light trucks.
- T-shape soft grip handle for greater applied torque



T863002
DISK BRAKE SPREADER
888 SERIES

- Easily installs brake pads on most domestic and imported cars and light trucks.
- Compresses the disc brake caliper pistons to allow for new brake disc pad installation.
- Ideal for any trade mechanic




SP30828
DRUM BRAKE
ADJUSTING TOOL



- Overall length: 130mm (5")
- Ideal for removing/installing or carrying out brake lining adjustment on drum brakes in confined spaces
- Adjusters unique shape aids in probing brake drum brake backing plates during adjustment
- Suitable for screw and start type adjusters.
- Manufactured from hardened high quality steel

SP63006
BRAKE GAUGE SET
8 PIECE

- Most state agencies require that the customer be notified of how much brake lining is left in order to suggest that the lining should be replaced.
- Brake gauges give an accurate measurement of the amount of brake lining is left without guess work
- Made from 20 gauge sheet metal with durable powdercoat finish



- COLOUR CODED FOR EASY IDENTIFICATION**
- Red: 2mm, 3mm (Pads must be replaced)
 - Yellow: 4mm, 5mm, 6mm (Replacement recommended)
 - Green: 8mm, 10mm, 12mm (Brakes are in good and safe working range)

DISC BRAKE SPREADERS

SP63005

**BRAKE PISTON REWIND KIT
18 PIECE (RH-LH)**

- Aids in the rewinding of the pistons in brake calipers without damaging the piston gaskets/seals when replacing brake pads. This is achieved by allowing for the rotation of the piston at the same time as pushing the piston back into the caliper.
- Includes both left & right handed thrust bolt assemblies
- Kit housed in heavy duty case and premium EVA foam tray

SET INCLUDES

- Left handed and right handed spindle
- 16 adapters to fit almost all types of vehicles

**QUICKLY PUSH-BACK
AND WIND-BACK BRAKE
PISTONS**
Helps prevent damage to
pistons & seals



SP63003

REAR DISC BRAKE TOOL

- A universal tool for winding back rear brake pistons on most vehicles
- Unique cube design with 6 different pin designs and a 3/8 square drive for easy attachment to a ratchet



SP63004

**BRAKE SPRING
WASHER TOOL**

- For removal & replacement of brake shoe retaining washers
- Head designed to fit most vehicles
- Knurled outer cone grip
- Ergonomic plastic handle



BRAKE VERNIER CALIPERS



SP35642

DISC BRAKE VERNIER CALIPERS

- 0-60mm Disc Brake Calipers
- Graduation 0.1mm
- Locking Screw
- Length of Jaw 80mm



SP35649

**DISC BRAKE
DIGITAL CALIPERS**

- 0-100/0.4" Disc Brake Digital Calipers
- Digital Display
- Double Point Jaw
- Power On/Off
- Graduation 0.01mm/0.0005"



SP35646

DRUM BRAKE VERNIER CALIPERS

- Drum Brake Vernier Callipers
- Graduation 0.05mm
- Locking Screw
- Length of Jaw 150mm
- Inside 50-500mm
- Outside 0-500mm



SP70895

**BRAKE FLUID RESERVOIR
REFILLER - AUTOMATIC**

- Automatically bleed brakes and refill the fluid reservoir
- Retaining clip provides positive clamping to all master cylinder reservoir types
- Height adjustment filler positions spout to maintain correct fluid level during brake bleeding; prevents running brake fluid reservoir dry
- Positive venting system supplies unbroken continual fluid flow
- On-off tap allows use-and-storage and eliminates brake fluid spill

BRAKE BLEEDERS



SP70858

**MANUAL BRAKE BLEEDER KIT
INCLUDES AUTOMATIC BRAKE FLUID RESERVOIR REFILLER**

BRAKE FLUID RESERVOIR REFILLER - AUTOMATIC

- Automatically bleed brakes and refill the fluid reservoir
- Retaining clip provides positive clamping to all master cylinder reservoir types
- Height adjustment filler positions spout to maintain correct fluid level during brake bleeding; prevents running brake fluid reservoir dry
- Positive venting system supplies unbroken continual fluid flow
- On-off tap allows use-and-storage and eliminates brake fluid spill

BRAKE BLEED BOTTLE

- Universal rubber fitting holds securely on brake bleed screw
- Large collection bottle prevents overflowing
- Internal submersed tube prevents air drawback during brake bleeding
- Hanging hook for hands free use

SP70809

**BRAKE & CLUTCH PRESSURE BLEEDING KIT
INCLUDES STAND ALONE UNIT WITH 42MM DIA. CAP**

- One-man brake and clutch bleeding the professional way
- Bleeding requires no external power source. Simply fill and pump
- Reservoir holds 2.5 Litres of hydraulic fluid
- Flush the entire system with one fill without the risk of running the reservoir dry
- Pressure range makes unit suitable for use with ABS systems
- Fitted with Ø42mm cap and suitable for most European models
- Additional adaptors available to expand vehicle capabilities

EXPAND THE RANGE OF SERVICEABLE VEHICLES WITH THE ADAPTORS BELOW

**BRAKE & CLUTCH PRESSURE BLEEDING
ADAPTORS - SUITS SP70809**

THESE ADAPTORS SUIT THE SP BRAKE & CLUTCH BLEEDING KIT



15 ADAPTORS AVAILABLE

FITS	MODEL	FITS	MODEL
Chrysler, Dodge, Jeep, PLYM	SP70810	Daihatsu	SP70818
Chrysler, Dodge, Jeep, PLYM	SP70811	Mitsubishi	SP70819
Most Later Model GM	SP70812	Nissan Blue Bird	SP70820
Honda Accord	SP70813	All Hyundai, Mitsubishi, Nissan and Subaru	SP70821
Nissan	SP70814	Ford Escape	SP70822
Honda	SP70815	Toyota and Lexus	SP70823
Honda	SP70816	Aus Ford	SP70824
Ford	SP70817		



BRAKE BLEEDERS CONTINUED



SP70852

VACUUM BRAKE BLEEDER - 800ML

- Uses compressed air to generate deep vacuum to bleed old fluid and air from hydraulic brake systems
- Compact size allows easy operation within wheel arch area
- Universal rubber fitting holds securely on brake bleed screw
- Quick connect coupler for hose interchange as required
- Convenient hanging hook and quick release trigger allows hands-free operation
- Float valve shuts vacuum down when container reaches full to prevent dangerous brake fluid spray if capacity is accidentally exceeded
- Internal shut off valve closes when not in use to prevent fluid spills when stored
- Clear drain hose provides visible inspection of old fluid during bleeding
- Reduces repair times and increases productivity
- New design with unique patented built-in safety valves to prevent accidental fluid spray and spillage

- Air Pressure: Min 550Kpa (80psi), Max 900Kpa (130psi)
- Vacuum: 23InHg at 100psi
- Container capacity: 800ml (1.7pint)

SP70854

VACUUM BRAKE BLEEDER KIT - 800ML
INCLUDES AUTOMATIC BRAKE FLUID RESERVOIR REFILLER

VACUUM BRAKE BLEEDER

- Uses compressed air to generate deep vacuum to bleed old fluid and air from hydraulic brake systems
- Compact size allows easy operation within wheel arch area
- Universal rubber fitting holds securely on brake bleed screw
- Quick connect coupler for hose interchange as required
- Convenient hanging hook and quick release trigger allows hands-free operation
- Float valve shuts vacuum down when container reaches full to prevent dangerous brake fluid spray if capacity is accidentally exceeded
- Internal shut off valve closes when not in use to prevent fluid spills when stored
- Clear drain hose provides visible inspection of old fluid during bleeding
- Reduces repair times and increases productivity
- New design with unique patented built-in safety valves to prevent accidental fluid spray and spillage

- Air Pressure: Min 550Kpa (80psi), Max 900Kpa (130psi)
- Vacuum: 23InHg at 100psi
- Container capacity: 800ml (1.7pint)

BRAKE FLUID RESERVOIR REFILLER - AUTOMATIC

- Automatically bleed brakes and refill the fluid reservoir
- Retaining clip provides positive clamping to all master cylinder reservoir types
- Height adjustment filler positions spout to maintain correct fluid level during brake bleeding; prevents running brake fluid reservoir dry
- Positive venting system supplies unbroken continual fluid flow
- On-off tap allows use-and-storage and eliminates brake fluid spill



SP79995

VACUUM TEST & BRAKE BLEEDING KIT

- The complete kit for all vacuum testing and brake bleeding requirements
- Hand held vacuum pump – compact design, one handed operation
- Allows fast efficient static testing and monitoring
- Allows one man brake bleeding
- Safely transfers fluids
- Ergonomic handle design
- Regulated vacuum relief valve



BRAKE AND CLUTCH TOOLS

SP63008

BRAKE CALIPER SPECIAL SOCKET
1/2"DR - 10PT

- Length: 50mm
- Size: 11.5mm
- Suits six piston calipers on: Audi Q7, Porsche and VW Touareg
- Trade tough - suitable for use with pneumatic and electric/cordless impact wrenches
- Premium quality, high strength Chrome Molybdenum steel (Cr-Mo) for extreme durability
- Manufactured to DIN standards



SP66050

UNIVERSAL CLUTCH ASSEMBLY TOOL

- Design allows easy assembly of clutch whilst on a work bench and then transfer the complete unit for installation to the vehicle
- Ideal for late-model front wheel drive vehicles that have no pilot bearing in the flywheel
- Supplied with various collets for a range of shaft diameters
- Not suitable for double plate clutches



SP63028

BRAKE FLUID TESTER

This compact LED brake fluid tester is a quick & effective way of testing if a vehicles brake fluid needs replacing by showing how much moisture has been absorbed into the brake fluid.

- Test for moisture content in the brake fluid
- LED light indicates percentage of water in the brake fluid
- Results in seconds
- Suitable for DOT 3, DOT 4, DOT 5.1, AC Delco DOT 3, Pennzoil DOT 3, Prestone DOT 3, Motorcraft DOT 3 & Toyota DOT 3.

SP10423

BRAKE BLEEDER DOUBLE RING SPANNER SET
75° OFFSET - METRIC & SAE - 3 PIECE

SET INCLUDES: 8x10mm, 9x11mm & 3/8x7/16"

- FLAT DRIVE TECHNOLOGY - Perfectly flat spanner head surfaces allow for maximum contact between the spanner and the bolt or nut, maximising grip and enhancing applied torque.
- Greater offset and small head profile allows users to work quickly and efficiently in tight spaces.
- Tough triple chrome, high polish finish
- Chrome Vanadium Steel (Cr-V) for high durability



SP63035

BRAKE CYLINDER HONE
2 ARM - 19 TO 63MM

- Versatile hone for 19mm - 63mm diameter cylinders
- 28mm fitted stones - Medium 220 grit
- Knurled nut controls tension
- Flexible shaft for ease of use and self centering
- Adjustable tension, controlled spring action and spread control limiter



SP63036

BRAKE CYLINDER HONE
3 ARM - 19 TO 64MM

- Versatile hone for 19mm - 64mm diameter cylinders
- 28mm fitted stones - Medium 220 grit
- Knurled nut controls tension
- Flexible shaft for ease of use and self centering
- Adjustable tension, controlled spring action and spread control limiter

LINE CLAMPS

HI-VIS LINE CLAMPS

- Smooth rounded edges on jaws will not damage internal hose linings
- Light weight, non conductive, highly visible material
- Jaw design eliminates damage to hoses
- Available in sizes to suit flexible brake and fuel lines and large hoses

STRAIGHT JAW

90° OFFSET JAW

**LINE CLAMP SET - MULTI SIZE
3 PIECE**

- Handy pack of 3 clamps containing small, medium and large clamps to cover hose sizes from 3mm to 57mm

AVAILABLE IN STRAIGHT JAW & 90° OFFSET JAW

JAW TYPE	CLAMP SIZES INCLUDED	MODEL
Straight Jaw	Small, Medium & Large	SP70713
90° Offset Jaw	Small, Medium & Large	SP70714

**LINE CLAMP SET - SMALL
4 PIECE**

- Seals flexible brake and fuel Lines from 3mm to 8mm

AVAILABLE IN STRAIGHT JAW & 90° OFFSET JAW

JAW TYPE	CLAMP SIZES INCLUDED	MODEL
Straight Jaw	4x Small	SP70718
90° Offset Jaw	4x Small	SP70719

**LINE CLAMP SET - SMALL
2 PIECE**

- Seals flexible brake and fuel Lines from 3mm to 8mm

AVAILABLE IN STRAIGHT JAW & 90° OFFSET JAW

JAW TYPE	CLAMP SIZES INCLUDED	MODEL
Straight Jaw	2x Small	SP70717
90° Offset Jaw	2x Small	SP70716

**LINE CLAMP
STRAIGHT JAW
INDIVIDUAL**

AVAILABLE IN 3 SIZES

SIZE	SUITS	MODEL
Small	Seals 3 to 8mm flexible brake and fuel lines	SP70035
Medium	Seals 13 to 19mm brake and fuel lines	SP70533
Large	Seals 19 to 57mm larger hoses	SP70684

**LINE CLAMP
90° OFFSET
INDIVIDUAL**

AVAILABLE IN 3 SIZES

SIZE	SUITS	MODEL
Small	Seals 3 to 8mm flexible brake and fuel lines	SP70036
Medium	Seals 13 to 19mm brake and fuel lines	SP70534
Large	Seals 19 to 57mm larger hoses	SP70685

TUBE CUTTERS, BENDERS AND FLARING TOOLS



SP63041

TUBE CUTTER - 3 TO 22MM

- Tube diameter cutting range: 3mm - 22mm (1/8" to 7/8")
- Mini design ideal for close quarter, confined space cutting
- High quality, heavy duty, hardened steel blade
- Ideal for cutting tubing made of hard and soft copper, aluminium, brass and plastic



SP63042

**TUBE CUTTER - 3 TO 35MM
HEAVY DUTY**

- Tube diameter cutting range: 3mm to 35mm (1/8" to 1-3/8")
- Use to cut tubing made of hard and soft copper, aluminium, brass, thin wall steel and stainless steel lines
- Die-cast cutter body with SKS wheel cutter and SK2 fold-away pipe de-burring tool



SP63010

TUBE BENDER PLIERS - DELUXE

- Manufactured from heavy duty aluminium alloy
- Suitable for bending copper, aluminium, copper-nickel and steel tubing
- Bending grooves to fit 3mm (1/8"), 4mm (3/16") & 6mm (1/4") tubing
- Quickly and easily bends angles of 0 - 90°

DOUBLE FLARING TOOL KIT

- Aluminium alloy casting tube cutter from 3-30mm
- Steel casing, yoke & screen bar
- 7pc adaptor
- Stored in blow mould case

AVAILABLE IN 2 OPTIONS

SP63015

METRIC

- Metric Double Flaring Tool Kit
- Holds pipe sizes: 5, 6, 8, 10, 12, 14 & 16mm

SP63016

SAE

- SAE Double Flaring Tool Kit
- Holds pipe sizes: 3/16, 1/4, 5/16, 3/8, 7/16, 1/2 & 5/8"



STEERING & SUSPENSION

Our vehicle's steering and suspension system is something we often take for granted. However, after supporting a tonne or two of vehicle, shocks, struts and bushes will wear out and need replacing.

At SP Tools we got you covered for all these jobs with our range of steering and suspension tools.



BALL JOINT EXTRACTORS/SEPARATORS

SP67024

BALL JOINT EXTRACTOR SET 5 PIECE

Manual or Pneumatic

SET INCLUDES

- Three forks & two handles
- 24mm Ball-joint separator
- 28.5mm Pitman-arm wedge
- 18mm Tie-rod spreader
- 8" manual knurled grip handle
- 8" air-tool compatible handle with chuck collar



KNUCKLE SPREADERS



SP70972

UNIVERSAL KNUCKLE SPREADER MASTER KIT SINGLE & TWIN

- Used to spread the steering knuckle to enable the removal and refitting of shock absorbers without the risk of damage to the knuckle
- Vehicles include: Audi, BMW, Citroën, VW, Ford, Skoda, Seat, Renault, Peugeot and most Japanese vehicles.



SP70970

UNIVERSAL KNUCKLE SPREADER SINGLE

- Used to spread the steering knuckle to enable the removal and refitting of shock absorbers without the risk of damage to the knuckle
- Vehicles include: Audi, BMW, Citroën, VW, Ford, Skoda, Seat, Renault, Peugeot and most Japanese vehicles.



SP67020

BALL JOINT SEPARATOR - 19MM

- For use on most cars and light trucks to remove tie rods from shock absorber links ball joint
- Constructed of drop-forged steel for long-lasting strength and durability
- Fork size: 19mm (16"), length: 400mm



SP67021

BALL JOINT SEPARATOR - 24MM

- For use on most cars and light trucks to remove ball joint from steering knuckles
- Constructed of drop-forged steel for long-lasting strength and durability
- Fork Size: 24mm (12"), length: 300mm



SP67022

BALL JOINT SEPARATOR MINI - (19MM)

- Used to separate the ball joint from the spindle support arm
- Chrome-plated finish drop-forged steel body with thrust bolt
- Suitable for most small cars and light vans
- Jaw opening: 19mm



SP67023

BALL JOINT SEPARATOR - UNIVERSAL 2 STEP ADJUSTABLE - (18-24MM)

- Used to separate the ball joint from the spindle support arm
- Chrome-plated finish drop-forged steel body with thrust bolt
- 18-24mm jaw capacity
- 2 Step adjustable (30mm to 50mm) to give a greater range for different vehicles



PULLERS

SP67310

**MASTER PRESS & PULL SLEEVE KIT
28 PIECE**

- Designed for the installation and removal of silent bearings, hydro bearings, bushings, ball bearings, simmer rings, shaft seals, rubber bearings etc.
- Universal applications: Suitable for domestic & import vehicles, passenger cars, trucks, SUV's, 4WD and more
- High quality CRV construction
- Commercial quality

SET INCLUDES

PRESS SLEEVES OF VARIOUS SIZES:

- Inside diameter: 34, 36, 38, 40, 42, 44, 46, 48, 50, 52, 54, 56, 58, 60, 62, 64, 66, 68, 70 & 72mm
- Outside diameter: 44, 46, 48, 50, 52, 54, 56, 60, 62, 64, 66, 68, 70, 72, 74, 76, 78, 80, 82mm

4x pulling spindles with nuts and thrust bearings:

- M10, M12, M14 & M16

4x Top plate discs:

- Disc 1 for 34, 42, 50, 58, 66 sleeves
- Disc 2 for 36, 44, 52, 60, 68mm sleeves
- Disc 3 for 38, 46, 54, 62, 70mm sleeves
- Disc 4 For 40, 48, 48, 56, 64, 72mm sleeves



SP67048

SLIDE HAMMER PULLER KIT

- Ideal for many automobile works, such as pulling flange-type rear axles and front wheel drive hubs
- Internal and external jaws provide a variety of combinations to pull bearings, gears and seals.
- Housed in heavy duty blow mould storage case

DESIGNED FOR

- Removing front and rear axles
- Removing stubborn oil seals, bearing races and other press fit parts

SET INCLUDES

- 2.5Kg Slide Hammer
- Internal 2-Jaw Puller
- External 2-Jaw Puller
- Internal 3-Jaw Puller
- External 3-Jaw Puller
- Grip Wrench Adaptor
- Dent Puller
- Puller Hook
- Rear Axle Puller Attachment

SP67039

STEERING WHEEL PULLER

- Heavy duty design
- 2 Hole yoke suits most steering wheels
- Includes 1/4", 5/16" & 3/8" M8 bolts



CONTINUED **PULLERS**

SP67040

**STEERING WHEEL PULLER SET
HEAVY DUTY
7 PIECE**

- For use on GM Vauxhall/Opal & Ford vehicles

SET INCLUDES

- Two-Leg Puller
- 2x 87mm Legs
- 2x 135mm Legs
- 2x Thrust Caps
- Yolk
- Thrust bolt



SP67030

PITMAN ARM PULLER

- Designed for the removal of pitman and idler arms on vehicles fitted with linkage steering systems
- Ideal for passenger vehicles and light commercials
- High quality alloy steel for durability and performance
- 1-15/16" Opening, 2-1/2" Pull
- 33mm Opening, 63mm Pull



SP67031

TIE ROD END PULLER & PITMAN ARM PULLER

- High quality alloy steel for durability and performance
- Easily removes pitman arms from most cars and trucks
- Made for heavy duty applications
- 1-1/16" Opening, 1-3/4" Pull
- 27mm Opening, 44mm Pull



SP67035

PULLEY PULLER

- For removing alternator and power steering pulleys
- 28 to 46mm Opening
- 180mm Pull



WRACK WRENCHES

SP70897

**WRACK WRENCH
HEAVY DUTY**

- 33mm - 41mm diameter wrack ends
- Suits multiple wrack ends and sizes
- Hex drive, round with two flats, round with no flats



BANDING TOOLS



SP67160

CV BAND PLIERS

- Offset cutter designed for easy removal of stainless steel CV joint clips and hose clamps without damaging the boot or hose
- Profiled jaws prevent band slipping while being cut
- Maximum capacity: 0.7mm thick x 10mm wide

SP67165

EAR TYPE CLIP PLIERS HEAVY DUTY

- Steel jaws with PVC coated handles for added comfort
- Each handle features a 1/2" Sq drive for use with a torque wrench and breaker bar where vehicle maker demands specific band tensions
- Suitable for all ear-type CVJ boot clips

SP67150

CV BOOT CLAMP BANDING TOOL WITH CUTTER

- For installing band style clamps that require the tensions to be maintained while the band is locked into place
- Built in cutter & winding mechanism allows banding to be tightened and cut quickly

BEARING TOOLS



SP66040

BEARING RACE & SEAL DRIVER SET 10 PIECE

- Designed to allow operator to install bearing cases & seals without damage
- Ideal for installing wheel bearing outer races
- Housed securely in EVA fitted insert
- Knurled aluminium handle
- Diverse set of drivers to cover most standard wheel bearing sizes

DRIVER SET INCLUDES

- 39.5mm (1.555")
- 44.5mm (1.752")
- 50.0mm (1.968")
- 59.0mm (2.322")
- 63.0mm (2.480")
- 65mm (2.559")
- 72.0mm (2.834")
- 76.0mm (2.992")
- 81.0mm (3.189")

SP30888

BEARING PACKER CUP STYLE

- Self-contained, saves time and can be used anywhere
- No air line or grease gun required
- Packs 50-60 bearings without refilling
- Transparent, impact resistant cup allows grease level check



SP30818

BEARING PACKER UNIVERSAL

- For use with grease guns, the design incorporates grease nipple at one end which easily adapts to the grease gun coupler
- For bearings in cars, boats, trailers, 4WD's etc. with a minimum inner diameter of 12mm (1/2") to a maximum outer diameter of 125mm (5") and height from 6mm (1/4") to 50mm (2")



SPRING COMPRESSORS

SP67027

MACPHERSON STRUT SPRING COMPRESSOR SET - 2 PIECE

- Allows you to compress the external coil springs on conventional MacPherson style struts to replace shock absorbers, spring sets and repair bent struts and damaged spindles
- Works on and off your car
- Acme thread
- Detent pins for additional safety
- Housed in heavy duty blow mould storage case



SP67025

COIL SPRING COMPRESSOR SET 2 PIECE

- Carbon steel, hardened lead screws and cast jaws
- Wrap over coil claws for extra safety
- Suitable for use where space under wheel arch is limited
- This coil spring compressor uses twin prongs and works at a pressure up to 1100kgs
- Acme thread
- Maximum jaw opening: 230mm



PRY BIT SOCKETS

SP67250

STRUT NUT BIT SOCKET SET 2 PIECE

- Strut nut bit socket allows quick removal and replacement of strut nuts clamped into hub without damage to the hub
- 3/8" Dr x 45mm Long
- 5x7mm & 5.5mm x 8.2mm Pry Bit (Double "D") Sockets are used on semi-strut clamp castings fitted to Audi, VW, BMW, Citroën, Ford, Seat, Skoda, Peugeot, Renault and Japanese vehicles



LOCK NUT SOCKETS

LOCKNUT SOCKETS

- For use on front wheel adjusting nuts
- Suits most popular 4 wheel drive hub nuts
- Thin wall - high strength
- 1/2" drive
- 6pt hex

AVAILABLE IN 2 OPTIONS

SP67254

54MM NISSAN

SP67255

55MM TOYOTA



PULLERS

SP Tools pullers are known for their quality construction using high grade alloy steels. They can cope with extreme high pressure loads and continuous use. Wide range of types and sizes available.



HARMONIC BALANCER PULLERS

SP67038

MASTER PULLER SET

- Ideal for pulling harmonic balancers, steering wheels, vibration dampers, crankshaft pullers and gears
- Capable of handling almost every 2 or 3 way bolt pull possible on almost every car, pickup, SUV and small engine

SET INCLUDES

- Two/three way yoke
- 4pc tips
- Metric & SAE bolt sets
- 2pc centre screw for puller



SP67037

HARMONIC BALANCER PULLER

- Removes balancers, steering wheels, pulleys and/or gears with tapped holes
- Floating swivel helps prevent damage to shaft end
- 4 slots in yoke: use for 2, 3 or 4 hole applications
- Puller applies even pressure preventing damage

SET INCLUDES

- 1pc 5" alloy steel pressure screw
- 1pc 3/4" - M16 thread
- 1pc small centering adapter
- 3/8-24, 5/16-18 & 3/8-16 size bolts
- 2 Metric bolts (size M8-1.25 x 80mm)



BEARING SEPARATORS INDIVIDUAL

- Available in 4 sizes: 10-30mm, 30-50mm, 50-75mm & 75-105mm
- Designed to remove bearings & gears where access is available behind the item
- Can be used in conjunction with hydraulic pullers, twin pull mechanical pullers or sliding beam applications
- Ensure a secure pulling surface with knife style edges
- Drop-forged hardened alloy steel

AVAILABLE IN 4 SIZES

SIZE	MODEL
10-30mm	SP67061
30-50mm	SP67062
50-75mm	SP67063
75-105mm	SP67064

GEAR PULLERS

SP67050

GEAR PULLER & BEARING SPLITTER SET 14 PIECE

- Aids in the removal of pulleys, gears and steering wheels
- Hardened and tempered, precision machined steel bolts
- Drop-forged, heat treated steel attachments
- Chrome plated and black oxide finishes
- Separates ball bearings

SET INCLUDES

- Bearing Separators 9/32" - 3"
- Bolts for bearing separators with nuts and washers 5.5" - M12 Thread
- 6" Pawls 3/8 inch - M16 thread with tuts 6.75"
- Connecting bolts 3/8" - M16 Thread / 5 x 16" - M18 thread with nuts
- 5.5" push rod



GEAR PULLERS - 2 JAW REVERSIBLE - INDIVIDUAL

- Available in 4 sizes: 75mm, 100mm, 150mm & 200mm
- Easily remove gears, pulleys, bearings, sprockets and flywheels from shaft without damage
- Inside & outside reversible hooked jaws for external or internal pulling flexibility
- Twin hole reversible arms
- Centre screw with swivel tip
- Chrome Vanadium Steel (Cr-V) for high strength and durability

AVAILABLE IN 4 SIZES

SIZE	MODEL
75mm	SP67003
100mm	SP67004
150mm	SP67006
200mm	SP67008



GEAR PULLERS - 2/3 JAW REVERSIBLE - INDIVIDUAL

- Available in 4 sizes: 75mm, 100mm, 150mm & 200mm
- Applies even pressure to easily remove gears, pulleys, bearings and flywheels from shaft without damage
- Inside & outside reversible hooked jaws for external or internal pulling flexibility
- Chrome Vanadium Steel (Cr-V) for high strength and durability

AVAILABLE IN 4 SIZES

SIZE	MODEL
75mm	SP67013
100mm	SP67014
150mm	SP67016
200mm	SP67018

WIPER ARM PULLER

SP67042

WIPER ARM REMOVAL TOOL UNIVERSAL

- Adjustable, compact and light, easy to use
- Prevents damaging wiper arm
- Cross-piece special for wiper featuring a nozzle



PANEL & TRIM

Removal of panel and trims from the interior of a vehicle can sometimes look like a black art. With a selection of panel and trim tools from SP Tools, we make a difficult task, easy.

MEASURING

The torque wrench is the most critical tool in any technician tool box. The specific accurate torque of a fastener is the only way you can be sure not to damage the fastener or have the fastener come loose. At SP Tools we cover a range of products that can produce accurate torque measurements from 6.8Nm to 1000Nm

TRIM REMOVAL TOOLS

SP30877

TRIM PANEL AND SCRAPER SET 28 PIECE

- The most versatile, comprehensive, multi-purpose body/interior commercial trim removal and scraper tool set available
- Ideal for the removal of trim mounting clips and fasteners, windshield mouldings, dash removal, internal and external trims
- Non marking polymer construction eliminates damage to trims, mouldings and fastening componentry
- Comes in a canvas tool roll for easy storage and transportation



SP30867

TRIM REMOVAL SET 4 PIECE

- Designed for the removal of hole plugs, window, door, sunroof & rubber joints, mirrors, windshield wipers, metal/plastic bolts and throttles, as well as aiding in the loosening and removal of stickers/decals, electrical devices and weights on aluminium alloy rims
- Made from impact resistant, non-marring polymer



SET INCLUDES

- Panel remover
- Fork tip flat clip remover
- Sharp tip flat clip panel remover
- Blunt tip flat clip panel remover

T830867

TRIM REMOVAL SET 888 SERIES 6 PIECE

- Designed for the removal of hole plugs, window, door, sunroof & rubber joints, mirrors, windshield wipers, metal/plastic bolts and throttles, as well as aiding in the loosening and removal of stickers/decals, electrical devices and weights on aluminium alloy rims
- Made from impact resistant, non-marring polymer



SET INCLUDES

- Panel remover
- Clip panel remover
- Angled clip panel remover
- Fork tip flat clip remover
- Sharp tip flat clip panel remover
- Blunt tip flat clip panel remover

SP30863

DOOR UPHOLSTERY CLIP REMOVER SET 2 PIECE

- Removes most door and body trim fasteners
- Set includes: U-Blade & V-Blade clip removers



ALSO AVAILABLE INDIVIDUALLY

TYPE	MODEL	TYPE	MODEL
U-BLADE	SP30815	V-BLADE	SP30864



FLEX HEAD

TORQUE WRENCHES

DIGITAL DISPLAY

REVERSIBLE RATCHET HEAD
Counter Clockwise & Clockwise Torque Capable

TORQUE TARGET ALARM
Visual and audible alarm for when torque target is reached

TORQUE WRENCHES - DIGITAL FLEX HEAD, ONE-STEP TORQUE-ANGLE

Strictly for the professional, cutting edge software coupled with load sensing cells and embedded angle encoders, enables one-step Torque-angle measurements. This superbly finished and user friendly tool, has been designed to increase both your speed and accuracy of work.

- Flex Head Ratchet - The ultimate in confined space convenience
- Range selection: Nm, in-lb, ft-lb, kg-cm, " ° "
- Calibrated for both Clockwise and Anti-Clockwise use
- Warning LED's and audible alarm sounds within 10% of target value
- Automatic torque value compensation for flex head angle deviation
- Selectable Torque Functions: Peak mode & Tracking mode
- Angle function: 0° to 360° (+/- 2% accuracy)
- Uses standard or rechargeable AA batteries (easy installation)
- Auto sleep feature after approx. 2 minutes
- Able to measure the undo torque of fasteners
- Housed in high impact blow mould storage case

AVAILABLE IN 3 SIZES

DRIVE	LENGTH	RANGE	MODEL
3/8"Dr	425mm	6.8-135Nm	SP35256
1/2"Dr	535mm	10-200Nm	SP35357
1/2"Dr	655mm	17-340Nm	SP35358



DIGITAL DISPLAY

SOCKET QUICK RELEASE

REVERSIBLE RATCHET HEAD
Counter Clockwise & Clockwise Torque Capable

TORQUE TARGET ALARM
Visual and audible alarm for when torque target is reached

TORQUE WRENCHES - DIGITAL

- Digital display
- Digital torque value readout
- +/- 2% Accuracy
- Reversible ratchet head - counter clockwise & clockwise torque capable
- Peak hold & track mode selectable
- Buzzer & LED indicator for pre-settable target torque
- Range selection: Nm, ft-lb, in-lb, kg-cm
- Quick release mechanism
- Auto sleep after about 5 minutes idle
- Supplied in a blow mould heavy duty case
- Batteries included

AVAILABLE IN 2 SIZES

DRIVE	LENGTH	RANGE	MODEL
1/2"Dr	530mm	10-200Nm	SP35355
1/2"Dr	650mm	17-340Nm	SP35356



TORQUE WRENCHES CONTINUED



DIGITAL DISPLAY



REVERSIBLE RATCHET HEAD
Counter Clockwise & Clockwise Torque Capable

SOCKET QUICK RELEASE

TORQUE WRENCHES DIGITAL - STUBBY

- Digital display
- Digital torque value readout
- +/- 2% Accuracy
- Reversible ratchet head - counter clockwise & clockwise torque capable
- Peak hold & track mode selectable
- Buzzer & LED indicator for pre-settable target torque
- Range selection: Nm, ft-lb, in-lb, kg-cm
- Quick release mechanism
- Auto sleep after about 5 minutes idle
- Supplied in a blow mould heavy duty case
- Batteries included

TORQUE TARGET ALARM
Visual and audible alarm for when torque target is reached

AVAILABLE IN 2 SIZES

DRIVE	LENGTH	RANGE	MODEL
1/4"Dr	216mm	1-20Nm	SP35155
3/8"Dr	290mm	4.2-85Nm	SP35255



EASY TO READ
Convex lens enlarges well defined, bold scale numbering.

SOCKET QUICK RELEASE

REVERSIBLE RATCHET HEAD
Clockwise Torque Only

TORQUE TARGET ALARM
Audible click for when torque target is reached

TORQUE WRENCHES - MICROMETER

- Click type signal alerts user when the required torque is reached
- Reversible ratchet (clock wise torque only)
- Scale Adjuster - accurate & easy adjustment
- Adjuster lock will hold required setting during use
- Easy readable scale convex lens enlarges well defined, bold scale numbering. (Nm scale only)
- Quick release mechanism

AVAILABLE IN 7 SIZES

DRIVE	LENGTH	RANGE	MODEL
1/4"Dr	323mm	5-25Nm	SP35152
3/8"Dr	400mm	20-100Nm	SP35252
1/2"Dr	517mm	40-200Nm	SP35352
1/2"Dr	517mm	60-340Nm	SP35353
3/4"Dr	918mm	110-550Nm	SP35463
3/4"Dr	1210mm	150-750Nm	SP35473
1"Dr	1500mm	200-1000Nm	SP35573

STORAGE TUBE



CONTINUED **TORQUE WRENCHES**



DIGITAL DISPLAY



SOCKET QUICK RELEASE

REVERSIBLE RATCHET HEAD
Counter Clockwise & Clockwise Torque Capable

TORQUE TARGET ALARM
Visual, audible and vibration alarm for when torque target is reached

TORQUE WRENCHES - DIGITAL

- Digital display
- Digital torque value readout
- +/- 2% Accuracy
- 50 Data sets of memory capacity
- Reversible ratchet head - counter clockwise & clockwise torque capable
- 2 LED indicator for pre-settable target torque
- Range selection: Nm, ft-lb, in-lb, kg-cm
- 72 Gear teeth
- Standard functions: Torque, measurement & mode settings.
- Quick release mechanism
- Vibration and audible torque confirmation
- Easy to set up peak or trace modes
- Anti-slip soft grip handle

AVAILABLE IN 2 SIZES

DRIVE	LENGTH	RANGE	MODEL
3/8"Dr	380mm	27-135Nm	T835252
1/2"Dr	480mm	40-200Nm	T835355

ANGULAR TORQUE GAUGE



SP35360

ANGULAR TORQUE GAUGE 1/2" DR

- 360° scale (Dial Pointer)
- Support arm included
- Allows correct tensioning of fasteners by degrees of torque
- This tool is required when manufacturers specify a torque setting using a measurement of degrees after the initial torque is set
- Can be used for all torque-to-yield applications (particularly engine head bolts)

DIAL INDICATOR & MAGNETIC STAND



SP35691

DIAL INDICATOR

- 0-10mm dial indicator
- Graduation: 0.01mm
- Hardened, lapped stainless steel stem and spindle
- High sensitivity, stable and reliable accuracy
- Easy-to-read crisp graduations
- 8mm shank diameter
- Diameter of bezel: 60mm

SP35697

MAGNETIC STAND ADJUSTABLE SUITS DIAL INDICATORS

- Attaches horizontally or vertically to flat surfaces
- V groove base mounting on cylindrical surfaces
- Suits dial indicators with 4mm or 8mm shafts
- Fine adjust arm and solid knobs
- Flexible, precise rotary joints adjust any direction
- Powerful magnetic base with on/off switch
- 60kg magnetic pulling force
- High stability - ideal for precision measurement applications
- Note: Dial indicator is not included.



TELESCOPIC GAUGES

SP64066

**TELESCOPIC GAUGE SET
6 PIECE**

- Range 8-150mm, 5/16"-6"
- For quick and accurate measurement of bore diameters
- Hardened stainless steel automatic self-centring plungers
- Locks on any setting by turning knob at the end of the handle
- Spring loaded cylinders
- Size obtained by measuring over contacts with a micrometer or calliper
- Housed in heavy duty storage case with EVA foam inserts



CALIPERS

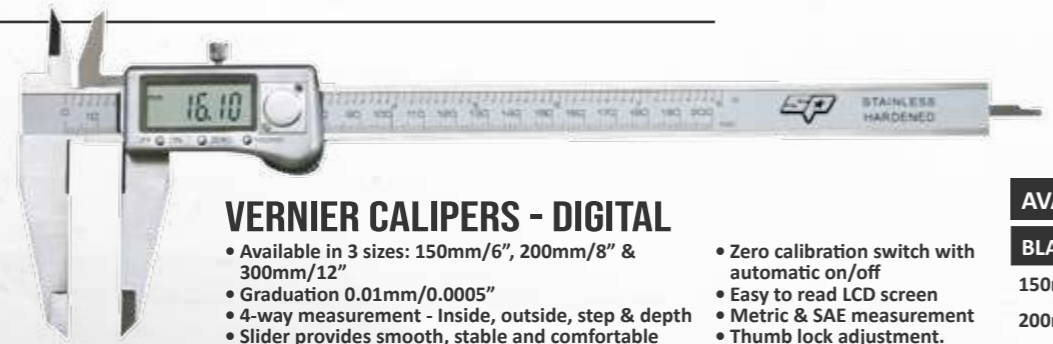


VERNIER CALIPERS

- Graduation 0.02mm/0.0001"
- 4-way measurement - Inside, outside, step & depth
- Slider provides smooth, stable and comfortable operation
- Metric & SAE measurement
- Upper locking screw
- Hardened stainless steel

AVAILABLE IN 2 OPTIONS

BLADE TYPE	MODEL
150mm/6"	SP35607
200mm/8"	SP35608



VERNIER CALIPERS - DIGITAL

- Available in 3 sizes: 150mm/6", 200mm/8" & 300mm/12"
- Graduation 0.01mm/0.0005"
- 4-way measurement - Inside, outside, step & depth
- Slider provides smooth, stable and comfortable operation
- Zero calibration switch with automatic on/off
- Easy to read LCD screen
- Metric & SAE measurement
- Thumb lock adjustment.
- Hardened stainless steel

AVAILABLE IN 3 OPTIONS

BLADE TYPE	MODEL
150mm/6"	SP35631
200mm/8"	SP35632
300mm/12"	SP35633



CALIPERS - DIAL GAUGE

SP35621

- 150mm/6" Metric/SAE digital vernier calipers
- Measuring face hardened & lapped
- Metric & SAE reading on dial
- Graduation 0.02mm/0.0001"
- 4-way measurement - Inside, outside, step & depth
- Shock proof dial
- Thumb lock adjustment.
- Hardened stainless steel

STEEL RULERS



**STAINLESS STEEL RULERS
METRIC/SAE - INDIVIDUAL**

- Available in 4 individual sizes: 150mm/6", 300mm/12", 600mm/24" & 1000mm/40"
- High quality hardened stainless steel rulers
- Double sided with hang hole
- Permanently etched graduations in both mm and inches
- Satin finish

AVAILABLE IN 4 OPTIONS

LENGTH	MODEL
150mm/6"	SP35211
300mm/12"	SP35213
600mm/24"	SP35215
1000mm/40"	SP35217

AUTOMOTIVE SPECIALITY



SP35200

TAPE MEASURE - 8M

- Easy lock and release
- 20% thicker blade
- 25mm blade width
- Long stand-out
- 3 times longer life span
- 3 rivet end hook extends tape life
- Self locking
- Slip-resistant rubber grip
- Steel belt clip

OUTSIDE MICROMETERS

SP35693

**OUTSIDE MICROMETER SET
3 PIECE**

- Set Includes: 0-25mm, 25-50mm & 50-75mm Micrometers
- Graduation: 0.01mm
- Carbide measuring face
- Setting gauge including ratchet stop
- Manufacturing standard: DIN863
- Housed in heavy duty storage case with protective foam tray



OUTSIDE MICROMETER - INDIVIDUAL

- Available in 4 individual sizes: 0-25mm, 25-50mm, 50-75mm & 75-100mm
- Graduation: 0.01mm
- Carbide measuring face
- Setting gauge including ratchet stop
- Manufacturing standard: DIN863

AVAILABLE IN 4 OPTIONS

BLADE TYPE	MODEL	BLADE TYPE	MODEL
0-25mm (0.01 reading)	SP35661	50-75mm (0.01 reading)	SP35665
25-50mm (0.01 reading)	SP35663	75-100mm (0.01 reading)	SP35667



AUTO SPECIALITY

SP Tools offers a wide range of auto speciality tools including mirrors, magnets, pick up tools and pry bars just to name a few. Be sure to check out our latest range of indexing pry bars. A great tool to have when access is limited.

TELESCOPIC INSPECTION MIRRORS



360° SWIVEL

EXTENDABLE

SP31400

INSPECTION MIRROR TELESCOPIC - OVAL

- Extends from 185mm to 546mm
- Stainless steel inspection tool
- 25x50mm mirror
- Swivel head



360° SWIVEL

EXTENDABLE

INSPECTION MIRRORS TELESCOPIC - ROUND

- Strong & lightweight stainless steel shafts
- PVC cushion handle

AVAILABLE IN 3 OPTIONS

MIRROR DIA.	EXTENDABLE LENGTH	MODEL
32mm	203 to 889mm	SP31401
57mm	250 to 930mm	SP31402
82mm	280 to 800mm	SP31403

INSPECTION MIRROR & PICK UP TOOL SET

SP31490

INSPECTION MIRROR & PICK-UP TOOL SET 4 PIECE

- Easily access confined areas
- Magnetic pick up tool makes it easy to retrieve small hard to reach objects
- Set housed in storage case

SET INCLUDES

SWIVEL HEAD TELESCOPIC MIRROR

- Extends 250-925, Ø 57mm

TELESCOPIC PICK UP TOOL:

- Extends 160-645mm

3X INTERCHANGEABLE MAGNETIC HEADS

- 1.5kg magnetic swivel head pick up tool
- 1.5kg magnetic pick up tool
- 0.5kg magnetic pick up tool



INTERCHANGEABLE MAGNETIC HEADS

EXTENDABLE

PICK UP TOOLS



EXTENDABLE

SP31500

PICK-UP TOOL TELESCOPIC - MAGNETIC

- Pen type
- Magnetic telescope will hold 1kg
- Extends 130 to 620mm




EXTENDABLE

SP31507

PICK-UP TOOL WITH CLEANING NEEDLE TELESCOPIC - MAGNETIC

- Pen type
- Magnetic telescope will hold 1kg
- Needle will hold 500g
- Extends 130 to 620mm



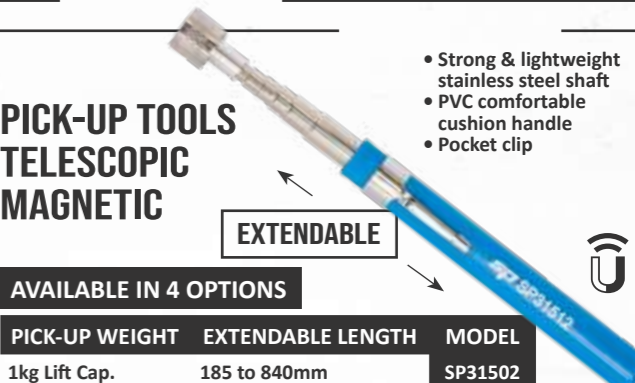
360° SWIVEL

EXTENDABLE

SP31504

PICK-UP TOOL SWIVEL HEAD TELESCOPIC - MAGNETIC

- 0.7kg magnetic pick-up tool
- Extension handle - 197 to 413mm
- Soft handle
- Swivel head




EXTENDABLE

- Strong & lightweight stainless steel shaft
- PVC comfortable cushion handle
- Pocket clip

PICK-UP TOOLS TELESCOPIC MAGNETIC

AVAILABLE IN 4 OPTIONS

PICK-UP WEIGHT	EXTENDABLE LENGTH	MODEL
1kg Lift Cap.	185 to 840mm	SP31502
2.3kg Lift Cap.	180 to 800mm	SP31503
4.5kg Lift Cap.	190 to 760mm	SP31512
6.8kg Lift Cap.	190 to 760mm	SP31513



FLEXIBLE SHAFT

SP31501

PICK-UP TOOL BENDABLE - MAGNETIC

- 0.7kg magnetic pick-up tool
- Flexible alloy shaft - bends and holds any position
- Overall Length - 860mm




FLEXIBLE SHAFT

SP31505

PICK-UP TOOL FLEXIBLE - MAGNETIC

- 0.7kg magnetic pick-up tool
- Flexible shaft
- 480mm long



FLEXIBLE SHAFT

SP31506

PICK-UP TOOL 4 JAW WITH MAGNETIC HEAD 610MM

- Flexible Shaft - 610mm
- Easy retrieval of small parts
- Magnetic head
- 4 Jaw

FLEX FLASHLIGHT

SP31601

FLEX FLASHLIGHT

- Flex flashlight
- LED light
- Flexible memory shaft
- Extends out to 820mm
- Takes 3 AA size batteries




FLEXIBLE SHAFT

PRY BARS

SP30804

PRY BAR SET 4 PIECE

- Set Includes: 6x200mm (1/4"x8"), 9x300mm (3/8"x12"), 11x460mm (7/16"x18") & 11x610mm (7/16"x24")
- High quality heat treated Chrome Molybdenum steel blades
- Square shanked with angled heads
- Ideal for prying cylinder heads, manifolds, gearbox components etc.



SP30839

PRY BAR SET - GO-THROUGH 4 PIECE

- Set Includes: 6x200mm (1/4"x8"), 9x300mm (3/8"x12"), 11x460mm (7/16"x18") & 11x610mm (7/16"x24")
- High quality heat treated Chrome Molybdenum steel blades
- Square shanked with angled heads
- Go-Thru blade with striking cap allows hitting the bar with a hammer without damage to the handle
- Large, rubber grip handles
- Ideal for prying cylinder heads, manifolds, gearbox components etc.



STRIKING CAP
Loosen Stubborn parts

SP30817

PRY BAR - EXTENDABLE JIMMY END

- Chrome Molybdenum (Cr-Mo) steel for strength & durability
- Angled chisel end gives greater leverage when prying.
- Extendable from 570mm to 840mm (22" to 33")



EXTENDABLE

- Continuous taper end for ease of alignment and adjusting
- Hexagonal 16mm shank for additional strength and durability
- Knurling on bars allows for improved grip, especially useful in oily/greasy conditions
- Industrial black oxide finish for corrosion resistance

SP33825

PRY BAR - ALIGNING 610MM (24")

- Chrome Molybdenum (Cr-Mo) steel for strength & durability
- Angled chisel end gives greater leverage when prying.



- Continuous taper end for ease of alignment and adjusting
- Single piece construction
- Hexagonal shank for additional strength and durability
- Industrial black oxide finish for corrosion resistance

CONTINUED **PRY BARS**

SP33820

PRY BAR SET- ROLLING HEAD 3 PIECE

- Set Includes: 150mm (6"), 300mm (12") & 460mm (18")
- High quality Chrome Vanadium Steel (Cr-V) steel for industrial strength & durability
- 90° rolling head for greater leverage when prying objects apart and ideal for lifting and pivoting heavy machinery
- Gradual taper with a self-centering pointed tip for ease of alignment and adjusting
- Industrial black finish for corrosion resistance



ALSO AVAILABLE INDIVIDUALLY

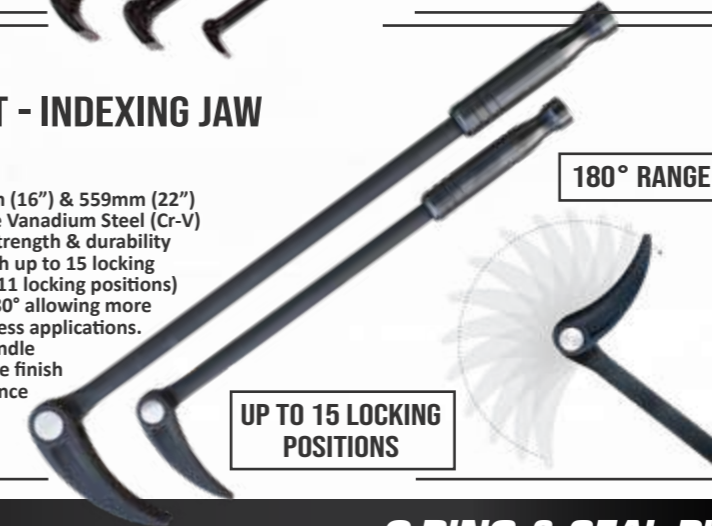
PRY BARS ROLLING HEAD

SIZE	MODEL
150mm (6")	SP33821
300mm (12")	SP33822
460mm (18")	SP33823

SP30870

PRY BAR SET - INDEXING JAW 2 PIECE

- Set Includes: 406mm (16") & 559mm (22")
- High quality Chrome Vanadium Steel (Cr-V) steel for industrial strength & durability
- Adjustable head with up to 15 locking positions (406mm - 11 locking positions)
- Indexable to over 180° allowing more leverage in tight access applications.
- Ergonomical grip handle
- Industrial black oxide finish for corrosion resistance



180° RANGE

UP TO 15 LOCKING POSITIONS

ALSO AVAILABLE INDIVIDUALLY

3 SIZES AVAILABLE

PRY BARS INDEXING JAW

SIZE	MODEL
406mm (16")	SP30872
559mm (22")	SP30874
762mm (30")	SP30876

O-RING & SEAL PICKS (HOOK & PICKS)

SP30808

O-RING & SCRIBE SET 2 PIECE

- Both tools facilitate easy removal & installation of O-rings & seals, scribing, carving & part placement
- Complete with 4 different end configurations with hardened scriber points
- Can also be used to retrieve small items in hard to reach areas
- Knurled anodised aluminium handle for better grip



SET INCLUDES

- Combination pick and hook pick
- 90° pick and straight pick

HOOK & PICK SETS

SP30843

HOOK & PICK SET MINI - LONG 4 PIECE

SET INCLUDES

- Combination hook, 90° pick, straight pick & hook pick



HOOK & PICK SETS CONTINUED

SP30802

**HOOK & PICK SET
4 PIECE**

SET INCLUDES

- Awl tool
- 45° tool
- 90° tool
- Hook tool



SP30844

**HOSE REMOVER
PICK SET
2 PIECE**

- 2pc hose remover pick set
- Unique tip easily fits between hose & fitting to break stubborn hoses
- Ideal for radiator hoses, heater hoses, etc.



HOOK & PICK / GASKET SCRAPERS

SP30865

**SCRAPER & REMOVER SET
HEAVY DUTY
5 PIECE**

- Heavy duty alloy steel blades
- Hi-vis nylon handles

SET INCLUDES

- 1x 11" Multi-purpose scraper
- 1x 8-1/4" Multi-purpose scraper
- 1x 8" Scratch awl
- 1x 9" Cotter pin puller
- 1x Radiator hose remover



GASKET SCRAPERS

SP30814

**GASKET SCRAPER SET
HEAVY DUTY
25MM**

- 25mm gasket scraper
- Heavy duty alloy steel blades
- Hi-vis nylon handles



SP30860

**GASKET SCRAPER SET
HEAVY DUTY
3 PIECE**

- 3pc gasket scraper set
- Blade widths 20mm, 25mm & 40mm
- Heavy duty alloy steel blades
- Hi-vis nylon handles



SCRAPERS

SP30813

**SCRAPER SET - POLY
4 PIECE**

- Remove decals, mouldings, emblems, gaskets & wheel weights from cars without damaging the vehicle
- Ideal for the removal of glued weights on aluminium rims on motorcars & motorbikes
- Includes 20, 22, 25 & 38mm scrapers
- Tough composite construction



SP30805

**SCRAPER SET - STAINLESS STEEL
3 PIECE**

- Precision ground blades
- Heavy duty timber handles
- 10, 15 & 23mm blades



SCRAPERS - BLADE TYPE

SP30816

RAZOR SCRAPER - 4"

- Rubber Grip Handle
- Easy removal of Gasket residue, carbon & ingrained dirt
- Removes decals and stickers without harsh chemicals
- Compact size allows access to tight, hard to reach areas
- Blade Width: 40mm
- Replacement blades available



SP30806

**GASKET SCRAPER - LONG
REPLACEABLE BLADE TYPE**

- Designed to reach tight places
- Knurled thumbscrew for easy blade changes
- Hollow handle stores spare blades when not in use
- Uses 40mm replaceable razor blades
- Spare blades included



SP30868

**REPLACEMENT SCRAPER BLADES
SINGLE EDGE
10 PIECE**

- SUITS RAZOR & GASKET SCRAPERS
- Professional quality blade for use in SP blade type scrapers
- Perfect for removing gasket residue, dirt and decals
- Blade Width: 40mm



WINDSCREEN REMOVAL TOOL

SP30829

WINDSCREEN REMOVAL TOOL

- Durable aluminium handle
- Heavy duty steel knife
- Replaceable blades
- Knurled Handle for additional grip



SP33829

REPLACEMENT BLADES SUITS WINDSCREEN REMOVAL TOOL

- Hardened then honed blade allows fast separation of screen from bond
- Able to be re-sharpened



TWEEZERS

SP30900

TWEEZER SET 4 PIECE

SET INCLUDES

- Self closing pointed end - 115mm
- Offset pointed end - 120mm
- Straight pointed end - 115mm
- Offset spade end - 105mm

STAINLESS STEEL



EXHAUST PIPE AND TUBING CUTTER

SP30920

EXHAUST PIPE & TUBING CUTTER

- Designed for cutting thin walled steel and copper tubing
- Suitable for cutting exhaust pipe with diameters from 20-75mm



LIFT SUPPORT CLAMP

SP64220

LIFT SUPPORT CLAMP UNIVERSAL

- Securely supports and locks onto gas strut shafts found on bonnets, tail-gates, hatchbacks & car boots to enable worn gas struts to be fixed in the extended position
- Aluminium body prevents damage to the lift support.

THREAD & STUD REPAIR

Broken bolts are a fitters worst nightmare, but fear not. At Sp Tools we can get any broken stud or bolt removed. SP Tools makes a great range of both internal and external removal tools.



STUD REMOVAL & INSTALLATION

SP31255

STUD REMOVAL & INSERT SET 28 PIECE

- Uniquely designed tool for the removal and installation of studs without damaging the threads
- Each threads size uses one tool for removal and one for installation
- Metric sizes: M6 x 1/ M8 x 1.25/ M10 x 1.25/ M10 x 1.5
- SAE sizes: 1/4-20, 5/16-18, 5/16-24, 3/8-16, 3/8-24, 7/16-14, 7/16-20, 1/2-13, 1/2-20



SP31253

STUD REMOVER SET 5 PIECE

- 4x stud extractors and a go-thru' ratchet spanner
- Short for tight restricted areas
- 6, 8, 10, 12 sockets plus 14mm & 17mm Go-thru' ratchet
- A ratchet spanner is included

SP31251

STUD REMOVAL & INSTALLATION TOOL

- Capacity 10-19mm (3/8"-3/4")
- Suitable for the removal and installation of various sizes of studs
- Cam rotates to grip onto the stud for quick and easy use
- Use with 1/2"sq drive ratchet wrench



THREADING & RETHREADING

SP31100

**TAP & DIE SET - HEAVY DUTY
32 PIECE**

- Ideal for chasing out damaged threads and the removal of nicks/burrs without undercutting good threads
- Cuts threads and bores taps quickly
- Designed specifically for the automotive mechanic
- Covers 6-18mm with common thread pitch sizes
- Housed in EVA foam in a blow moulded case

SET INCLUDES

DIE SET (15PC):

- M6 x 1.0, M12 x 1.25, M14 x 2.0, M8 x 1.25, M12 x 1.5, M16 x 1.5, M10 x 1.0, M12 x 1.75, M16 x 2.0, M10 x 1.25, M14 x 1.25, M18 x 1.5, M10 x 1.5, M14 x 1.5, 38mm Die Wrench

TAP SET (17PC):

- M6 x 1.0, M12 x 1.25, M14 x 2.0, M8 x 1.25, M12 x 1.5, M16 x 1.5, M10 x 1.0, M12 x 1.75, M16 x 2.0, M10 x 1.25, M14 x 1.25, M18 x 1.5, M10 x 1.5, M14 x 1.5, 1/8NPT27, M5-M20 (375mm) Tap Wrench, M3-M10 Tap Wrench



SP31310

**RETHREADING KIT - AUTOMOTIVE
42 PIECE**

- Taps & dies are suitable for chasing out damaged threads and the removal of nicks/burrs without undercutting good threads
- Thread file restores damaged external threads on any diameter
- Right or left hand

SET INCLUDES

- Thread File: 9, 10, 12, 16, 20, 27, 28, 32mm
- Thread File: 11, 12, 13, 14, 15, 16, 18, 20, 24mm
- Re-thread Die Sizes: 1/4, 5/16, 3/8, 7/16, 1/2, 9/16 & 5/8" UNC/UNF, 6x100, 8x1.25, 10x1.25, 10x1.50, 12x1.25, 12x1.5, 12x1.75mm
- Re-thread Tap Sizes: 1/4, 5/16, 3/8, 7/16, 1/2 & 9/16" UNC/UNF, 6x100, 8x1.25, 10x1.25, 10x1.50, 12x1.25, 12x1.5, 12x1.75mm



**INTERNAL & EXTERNAL THREAD FILES
INDIVIDUAL**

INCLUDES SLIP-ON GRIP

- Restores any diameter damaged left or right-hand external threads
- Includes easy slip-on PVC grip

AVAILABLE IN 3 OPTIONS

TYPE	SIZES	MODEL
Metric	0.75, 1.00, 1.25, 1.50, 1.75, 2.00, 2.50 & 3.00mm	SP31305
SAE	11, 12, 13, 14, 16, 18, 20 & 24 TPI	SP31306
SAE	9, 10, 12, 16, 20, 27, 28 & 32 TPI	SP31307



EASY SLIP-ON GRIP



SP64037

**PITCH GAUGE - METRIC/SAE
52 PIECE**

- Designed to easily identify metric and SAE thread pitch sizes
- Range: 0-25 to 6mm
- Pitch: 4 to 62

SCREW EXTRACTION

SP31320

**SCREW EXTRACTOR SET
DRILL BIT & GUIDE
25 PIECE**

- For extracting broken screws, studs & bolts: 5mm to 16mm
- Threads designed to remove broken fasteners without breaking or jamming
- Fluted type extractors that provide a solid grip on broken studs and screws
- Housed in heavy duty storage case and EVA foam tray

SET INCLUDES

- 5x Drill Bits: 1/8", 3/16", 1/4", 5/16", 11/32"
- 5x Extractor Pins Sized to Match Drill Bits
- 5x Hex Extracting Drivers to Match Extractor Pins
- 10x Stud Drilling Guides: 9/32, 5/16, 11/32, 3/8, 13/32, 7/16, 15/32, 1/2, 17/32 & 9/16"



SP31301

**SCREW EXTRACTOR SET
SPIRAL TYPE - 5 PIECE**

- Remove broken studs, screws & pipe fittings
- Manufactured from heat treated chrome molybdenum steel

SIZE RANGE

- Metric: M4 - M20
- SAE: 5/32 - 3/4"



SP31302

**SCREW EXTRACTOR SET
STRAIGHT TYPE - 5 PIECE**

- Remove broken studs, screws, bolts, etc
- Manufactured from heat treated chrome molybdenum steel
- Square section aids removal of extractor from screws

SIZE RANGE

- Metric: M4 - M20
- SAE: 5/32 - 3/4"

NUT SPLITTERS

SP31210

**NUT SPLITTER SET
4 PIECE**

- Splitting of seized bolts and/or over tightened bolts without damaging the thread
- Chrome molybdenum steel blades with forged high carbon steel grips
- Hardened, tempered & chrome plated for rust resistance

SET INCLUDES

- 9-12mm, 12-16mm, 16-22mm & 22-27mm



ALSO AVAILABLE INDIVIDUALLY

SIZE	MODEL
9-12mm	SP31211
12-16mm	SP31212
16-22mm	SP31213
22-27mm	SP31214

**NUT SPLITTERS
INDIVIDUAL**

WORKSHOP

Workshop need an upgrade? At SP Tools we have it all. Creepers, stools, vices and brushes, safety gear and even a cable tie or two. Check out the new SUMO Creeper, especially made for the bigger built/taller blokes in the workshop.

MECHANICS CREEPERS



**20%
WIDER**

SPR-48
MECHANICS CREEPER SUMO

- 20% wider - Ideal for bigger built/ taller blokes
- Heavy duty steel frame
- 6 heavy duty castors
- Wide padded body & head rest
- Capacity: 150kg
- 1030mm x 540mm

SPR-44
MECHANICS CREEPER

- Heavy duty steel frame
- 6 heavy duty wheels
- Padded body & head rest
- 1030mm x 440mm

SPR-46
MECHANICS CREEPER ADJUSTABLE HEAD REST

- Heavy duty steel frame
- 4 heavy duty castors
- Padded body & head rest
- Adjustable head rest
- 1030mm x 440mm

**ADJUSTABLE
HEAD REST**

WORKSHOP MOBILE SEATS & STOOLS



SPR-50
WORKSHOP SEAT HEAVY DUTY

- Heavy duty chrome polished frame
- Ball bearing oversized swivel castors
- Easy access storage tray
- High density foam seat



SPR-55
STOOL WITH STORAGE PNEUMATIC

- Pneumatic seat adjusts from 420mm to 533mm
- 430mm reinforced steel base with 5 heavy duty swivel castors
- 3 Section tray base with removable magnetic pad
- High density foam padded leather seat
- Chrome plated heavy duty steel frame
- Recommended for garage and shop use
- Note: Tools not included



SPR-60
STOOL WITH SWIVEL TOP PNEUMATIC

- Pneumatic seat adjusts from 660mm to 787mm
- High density foam padded leather seat
- Chrome plated heavy duty steel frame
- Non-slip rubber feet

T8R58
WORKSHOP SEAT - 3 DRAWERS 888 SERIES

- Heavy duty frame
- High density foam padded seat
- Ball bearing slide drawers
- Easy access spray can holder
- Swivel castors

DIMENSIONS:
• Unit: 370 x 400 x 367mm
• Drawers (3): 190 x 300 x 40mm



SEAT & MUDGUARD PROTECTORS



SPR-11
MECHANICS PROTECTIVE SEAT COVER

- Heavy duty nylon
- Easy slip-on design
- Protects seats against oil, grease and water



MECHANICS MAGNETIC MUDGUARD / FENDER PROTECTORS

- Vinyl with soft inner to protect car paintwork
- Contains hidden sleeved magnets to hold cover firmly in position
- Resistant to oil, grease & water
- 810mm (w) x 645mm (H)

AVAILABLE IN 3 OPTIONS

TYPE/COLOUR	MODEL
SP RACING LOGO	SPR-22
SP GREEN	SPR-22BGR
SP BLUE	SPR-22BBL

PARTS TRAYS & HOOKS



SP30912

**PARTS TRAY - MAGNETIC
270 X 295 X 30MM**

- Large but low profile parts tray is great for all jobs around the work shop, big or small, especially parts storage
- Magnetic based stainless steel tray holds itself and contents in any position avoiding loss of parts
- 4 Heavy duty magnetic plates securely hold the tray to any steel surface



SP30913

**PARTS TRAYS & HOOKS SET
MAGNETIC
4 PIECE**

- Great parts storage
- Magnetic based stainless steel trays and hooks hold themselves and contents in any position avoiding loss of parts
- Heavy duty magnetic plates securely hold the trays and hooks to any steel surface

SET INCLUDES

- 1pc magnetic tray : 225 x 65 x 16mm
- 1pc magnetic tray : 95 x 65 x 14mm
- 2pc magnetic hooks - Each holding up to 3.64kg (8 Lbs)



SP30911

**PARTS TRAY - MAGNETIC
140 X 240MM**

- Low profile parts tray is great for all jobs around the work shop, big or small, especially parts storage
- Magnetic based stainless steel tray holds itself and contents in any position avoiding loss of parts
- 2 Heavy duty magnetic plates securely hold the tray to any steel surface



SP30910

**PARTS TRAY - MAGNETIC
150MM DIA.**

- Low profile parts tray is great for all jobs around the work shop, big or small, especially parts storage
- Magnetic based stainless steel tray holds itself and contents in any position avoiding loss of parts
- Heavy duty magnetic plate securely hold the tray to any steel surface



SP30914

**PARTS TRAY - MAGNETIC COLLAPSIBLE
150MM DIA.**

- Low profile parts tray is great for all jobs around the work shop, big or small, especially parts storage
- Magnetic based collapsible tray holds itself and contents in any position
- Collapsible for easy storage
- Heavy duty magnetic plate securely hold the tray to any steel surface
- The tray can be collapsed part way down to form a shallower holder.

BRUSHES



T830807

**WIRE BRUSH SET
MINI - 180MM
6 PIECE**

- Nylon bristles clean delicate parts and detail vehicle interiors
- Stainless steel bristles clean parts that need heavy duty scrubbing
- Brass bristles clean unfinished metal parts without damaging surfaces or fine features

SET INCLUDES

- 2x NYLON BRISTLED BRUSHES - 175MM
- 2x STAINLESS STEEL BRISTLED BRUSHES - 175MM
- 2x BRASS BRISTLED BRUSHES - 175MM



SP30890

**WIRE BRUSH SET
MINI - 180MM
3 PIECE**

- Ideal for heavy duty cleaning
- 3 rows of bristles on each brush
- Ergonomic polypropylene handles
- 5 hole tips

SET INCLUDES

- NYLON BRISTLED BRUSH - 180MM
- STAINLESS STEEL BRISTLED BRUSH - 180MM
- BRASS BRISTLED BRUSH - 180MM



SP30891

**WIRE BRUSH SET
230MM
3 PIECE**

- Ideal for heavy duty cleaning
- 2 rows of bristles on each brush
- Ergonomic polypropylene handles

SET INCLUDES

- CARBON STEEL BRISTLED BRUSH - 230MM
- STAINLESS STEEL BRISTLED BRUSH - 230MM
- BRASS BRISTLED BRUSH - 230MM



SP30892

**WIRE BRUSH SET
254MM
3 PIECE**

- Ideal for heavy duty cleaning
- 4 rows of bristles on each brush
- Ergonomic polypropylene handles

SET INCLUDES

- CARBON STEEL BRISTLED BRUSH - 254MM
- STAINLESS STEEL BRISTLED BRUSH - 254MM
- BRASS BRISTLED BRUSH - 254MM



SP30893

**WIRE BRUSH SET - 355MM
3 PIECE**

- Ideal for heavy duty cleaning
- 3 rows of bristles on each brush
- Ergonomic polypropylene handles

SET INCLUDES

- CARBON STEEL BRISTLED BRUSH - 355MM
- STAINLESS STEEL BRISTLED BRUSH - 355MM
- BRASS BRISTLED BRUSH - 355MM

PARTS BRUSHES

SP30896

**PARTS BRUSH
"FLOW-THROUGH"**

- "Flow-Through" brushes are designed for parts washing sinks with circulating solvent system
- A continuous stream of solvent is delivered through the whole bristle head not just through the centre



SP30895

**PARTS BRUSH
"BUCKET"**

- "Bucket brushes" are designed for hand use in a parts washing sink or solvent container




BENCH VICES

**BENCH VICE - SWIVEL BASE
INDUSTRIAL GRADE**

- Made from the highest quality ductile iron for increased impact and fatigue resistance
- Swivel base

AVAILABLE IN 3 OPTIONS

CAPACITY	MODEL
115mm (4-1/2")	SPBV115
165mm (6-1/2")	SPBV165
203mm (8")	SPBV203



POWER BOARDS

SP'S POWER BOARDS FEATURE:

- 4 Individually powered outlets, providing extremely consistent performance and versatility
- Overload protection - preventing damage to fuses, in turn providing the power board with enhanced longevity
- Surge protection to help prevent damage to your devices from any spikes of voltage



SP69999

**WORKSHOP POWER BOARD
SURGE PROTECTED
4 OUTLETS**

- 4 individually switched outlets
- Surge protected
- Cord length (approx.): 1.1m
- Input power: 230-240V~50Hz
- Max current: 10A
- Max power: 2500W
- Dimensions (approx.): 284 x 76 x 35mm

SP69998

**WORKSHOP POWER BOARD
SURGE PROTECTED
4 OUTLETS & 4 USB PORTS**

- 4 individually switched outlets
- 4 USB ports
- Surge protected
- Overload protection
- Cord length (approx.): 3m
- Input power: 230-240V~50Hz
- Max current: 10A
- Max power: 2400W
- Dimensions (approx.): 284 x 76 x 35mm

BUILT-IN USB PORTS

4 USB ports (4.5Amps) to ensure fast charging and reliable power for all of your USB compatible devices

SANDBLASTING GUNS

SP65010

**SANDBLASTING GUN
1 LITRE**

- Adjustable nozzle assures that the amount of sand can be regulated as required
- When the handle is activated, the airflow sucks the sand up out of the container and is ejected from nozzle at high speed



SPRAY CLEANING GUNS

SP65011

**SPRAY CLEANING GUN
1 LITRE**

- PE tank and tube with adjustable spray/jet nozzle
- Lance with adjustable nozzle with cone
- Capacity: 1 Litre



SP65012

**SPRAY CLEANING GUN - FLEXIBLE
1 LITRE**

- PE tank and tube with adjustable spray/jet nozzle
- Flexible tube
- Lance with adjustable nozzle with cone
- Capacity: 1 Litre



CABLE TIES

**CABLE TIES - BLACK
WORKSHOP PACKS**

- Available in 5 sizes and lengths
- UV treated black nylon
- Flame retardant
- Heat resistant
- Nylon 66,94V-2

AVAILABLE IN 5 OPTIONS

SIZE	QUANTITY	MODEL
2.5 x 100mm	Pack of 100	SP78100
3.6 x 150mm	Pack of 100	SP78101
4.8 x 200mm	Pack of 100	SP78102
4.8 x 370mm	Pack of 100	SP78103
7.6 x 370mm	Pack of 50	SP78104



WORKSHOP SPANNER ORGANISERS

**SPANNER RACK
HOLDS 12 OR 15 SPANNERS**

- High Impact Plastic
- Ideal for wall, peg board or tool cabinets
- Suitable for open end, ring, flare nut or combination spanners
- Note: spanners are not included

AVAILABLE IN 2 OPTIONS

CAPACITY	MODEL
12 Spanners	SP31712
15 Spanners	SP31715



FUNNEL SET



T864100

**FUNNEL SET - 888 SERIES
4 PIECE**

- Plastic funnels for quick transfer or application of liquids and fluids
- 4 Essential sizes included: 140mm, 120mm, 100mm & 80mm

SAFETY GEAR



SPR80

SAFETY GLASSES - CLEAR LENS

- Tough polycarbonate clear lenses
- Wrap-around design to maximise coverage and protection in high impact environments
- Protects eyes from all angles
- Light weight and comfortable to wear



SPR88

**EAR PROTECTION
EXTREME PERFORMANCE**

- Quality sound absorbing foam to protect ears
- Class 5 32db protection for high noise applications
- Soft edged Hi-vis ear cups for maximum comfort and increased visibility and safety
- Adjustable tensioned headband for security and comfort

HAND PROTECTION

GLOVES - GENERAL PURPOSE

- Stretch Spandex fabric ensures a comfortable fit
- Thin wall reinforced palm grip for better feel
- High quality Velcro for firm wrist grip
- Machine washable

AVAILABLE IN 2 SIZES

CAPACITY	MODEL
Large	SP68800
X-Large	SP68801



ADDED DURABILITY & BREATHABILITY
Breathable stretch fabric keeps your hands cool and dry while the synthetic finger tips and reinforced thumb panel provide added durability.

HIGH FEEL
High feel synthetic leather palm forms to your hand to allow for more feel, ideal for many jobs around the workshop.



**GLOVES - GENERAL PURPOSE
HIGH-FEEL 0.5mm**

- Stretch Spandex fabric ensures a comfortable fit
- Thin 0.5mm wall reinforced non-slip palm grip for better feel
- High quality Velcro for firm wrist grip
- Touch screen capable index finger
- Machine washable

AVAILABLE IN 2 SIZES

CAPACITY	MODEL
Large	SP68810
X-Large	SP68811



ANTI SLIP GRIP
SP's Anti-slip grip provides a strong, durable grip in all wet, dry and oily conditions and wraps around the index finger and thumb to ensure you have more control with less effort.

0.5mm HIGH FEEL
High feel 0.5mm synthetic leather palm forms to your hand to allow for more feel, especially helpful with precision work.



TOUCH SCREEN
COMPATIBLE

GLOVES - IMPACT PROTECTION

- Stretch Spandex fabric ensures a comfortable fit
- Thin wall reinforced palm grip for better feel
- High quality Velcro for firm wrist grip
- Machine washable

AVAILABLE IN 2 SIZES

CAPACITY	MODEL
Large	SP68805
X-Large	SP68806



INDUSTRIAL KNUCKLE & FINGER GUARD
Protects your hand against injury

HEAVY DUTY WEAR STRIP & GEL PADS
Heavy duty wear strip ensures durability while gel pads absorb impact and vibration, perfect for use with impact guns.



FLUID TRANSFER

OIL, GREASE OR FUEL... WE CAN MOVE IT.

SP Tools has a fuel transfer tool that makes the job easy.

SUCTION AND TRANSFER PUMPS

SP65155

MULTI-PURPOSE PUMP 1 LITRE

- Great for top up jobs - quicker and easier
- Ideal for topping up difficult to access oiling points on motor vehicles, lawn mowers, chain saws, outboard and two stroke motors, and other odd jobs around the workshop and home
- Suitable for all oils, automatic transmission fluids, brake fluids and general purpose cleaners, the self-contained unit will prevent oil contamination when not in use



SP65120

OIL SUCTION PUMP

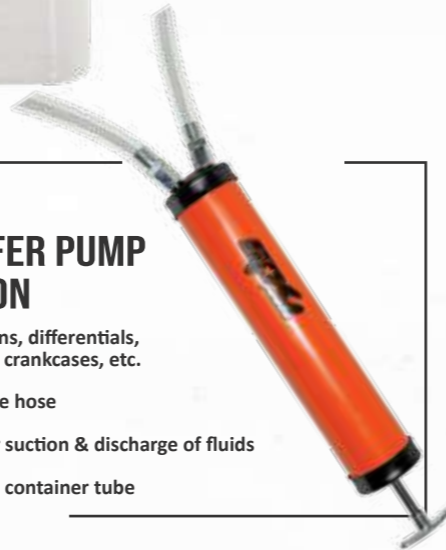
- Perfect for removing or replacing oil in: engines, transmissions, differentials, gearbox sumps & crankcases
- Enables easy access to awkward locations & ideal for vehicle & machinery use
- No priming necessary
- 10" Flexible hose
- 500ml capacity



SP65121

FLUID TRANSFER PUMP DOUBLE ACTION

- Perfect for transmissions, differentials, gear cases, lower units crankcases, etc.
- No priming necessary
- 39 Inch / 100cm flexible hose
- 500ml capacity
- Two way vinyl hose for suction & discharge of fluids
- Durable check valve
- Heavy-duty aluminium container tube



SP65156

DRUM PUMP 20 LITRE

- Ideal for transferring non-corrosive fluids of light to medium viscosity, such as engine oil, gear oil, transmission fluid, automotive additives, machine oil, etc.
- The pump is a down-stroke style and has a fixed steel spout
- This pump is self-priming
- Pump type: Piston
- Flow: 60ml / stroke
- Maximum fluid viscosity: 5000 SSU



SP65157

GEAR OIL PUMP 20 LITRE

- Ideal for transferring non-corrosive fluids of light to medium viscosity, such as engine oil, gear oil, transmission fluid, automotive additives, machine oil, etc.
- The pump is a down-stroke style, comes with a 1.2m oil-resistant flex hose with non-drip nozzle and a drain back nozzle holder to ensure the excess oil flows back into the drum to prevent spills and accidents
- This pump is self-priming



- Pump type: Piston
- Flow: 60ml / stroke
- Maximum fluid viscosity: 5000 SSU

SPRING GEAR PUMPS

SPRING GEAR OIL PUMPS

- Designed to fit 20L or 60L drum and is ideal for transferring non-corrosive fluids of medium to heavy viscosity, such as engine oil, gear oil, transmission fluid, automotive additives, machine oil and lubricant
- Spring operated pump and unique swivelling pump head assembly allows the hose to follow the operator
- Gun holder to ensure the extra oil flows back into the pail to prevent spills and accidents
- Robust zinc pump head and steel pump body assembly ensure long working life

AVAILABLE IN 2 OPTIONS

SP65160

20 LITRE

SPECIFICATIONS:

- Pump type: Spring operated pump
- Flow: 300 ml / stroke
- Suction tube length: 325mm for 20 Litre Drum
- Inlet: 45mm O.D.
- Outlet: 17mm O.D with 1370mml PVC hose & controllable oil gun
- Max. viscosity: 5,000 SSU

SP65162

60 LITRE

SPECIFICATIONS:

- Pump type: Spring operated pump swivelling pump head
- Flow: 500 ml / stroke
- Suction tube length: 535mm for 60 Litre drum
- Inlet: 48mm O.D.
- Outlet: 17mm O.D with 1370mml PVC hose & controllable oil gun
- Wetted parts: Steel, Zinc, PE, PVC & NBR
- Max. fluid temperature: 140°F / 60°C
- Max. viscosity: 5,000 SSU



200L DRUM PUMPS

SP65170

DRUM PUMP LEVER ACTION 200 LITRE

- Used for dispensing or transferring non-corrosive and petroleum based fluids, such as diesel, kerosene, transmission fluid, machine oil, lube oil, fuel oil, anti-freeze, etc.
- Ideal for heavy-duty use in industrial, automotive and agricultural applications
- Self-priming unit
- Do not use with organic solvents, alkalis, acids & water-based fluids

SPECIFICATIONS:

- Flow: 400ml per stroke
- Mounting: 2 inch MNPT bung adapter
- Inlet: 7/8 inch O.D.
- Outlet: 3/4 inch height-angle & normal curved
- Maximum fluid viscosity: 4000 SSU



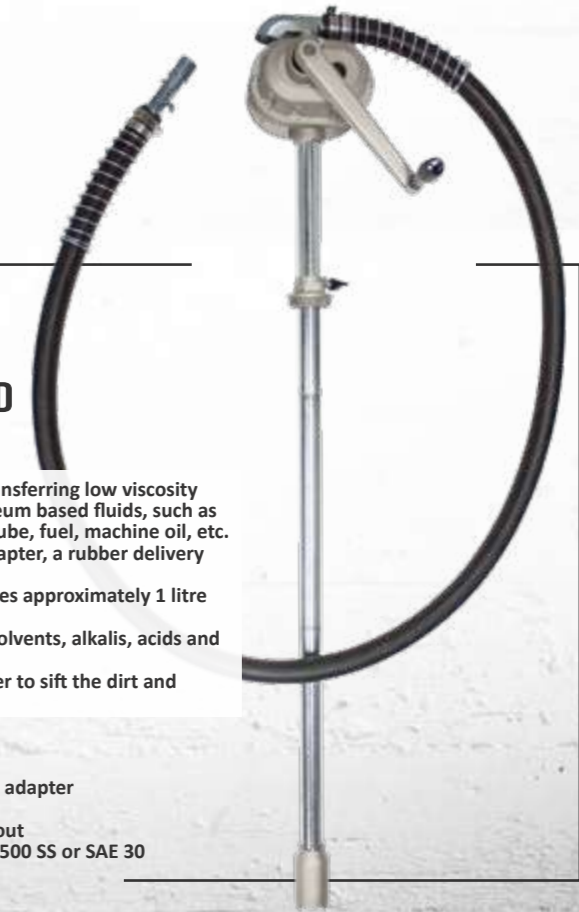
SP65175

DRUM PUMP ROTARY GEARED 200 LITRE

- Used for dispensing or transferring low viscosity and non-corrosive petroleum based fluids, such as petrol, diesel, kerosene, lube, fuel, machine oil, etc.
- Supplied with 2" bung adapter, a rubber delivery hose and non-drip nozzle
- Self-priming unit, dispenses approximately 1 litre per stroke
- Do not use with organic solvents, alkalis, acids and water-based fluids
- Supplied with suction filter to sift the dirt and extend pump life

SPECIFICATIONS:

- Flow: 1L / stroke
- Mounting: 2" MNPT bung adapter
- Inlet: 1-1/4" O.D.
- Outlet: 1" O.D. curved spout
- Maximum fluid viscosity: 500 SS or SAE 30



LUBRICATION

SP Tools work closely with the world's leading manufacturers of lubrication equipment. Our product offer is designed to maximise uptime of plant and equipment around the globe. Extensive and continuing research and development ensures SP Tools Lubrication Division is at the forefront of the industry.

GREASE GUNS

SP65106

GREASE GUN LEVER ACTION HIGH PRESSURE

- 3-way loading: bulk, filler nipple or 450cc standard grease cartridge
- Working pressure: 8000PSI
- Max pressure: 10000 PSI



SP65107

GREASE GUN VARIABLE STROKE PISTOL GRIP

- 9 inch flexible extension
- Heavy duty cast aluminium body
- Bleeder valve for purging unwanted air use standard 450cc grease cartridge
- Heavy duty super grip coupler - coupler includes ball check
- Non-slip finish for better grip
- Max pressure: 8000PSI



SP65110

GREASE GUN PNEUMATIC SINGLE SHOT

- 40:1 ratio air motor
- Heavy duty cast fibre composite body
- 3-way loading: bulk, filler pump or 450cc grease cartridge
- Heavy duty super grip coupler for better grip
- Non-slip finish for better grip
- Air inlet: 1/4"
- Hose size: 3/8" I.D.
- Weight: Only 1Kg
- 6" curved pipe with heavy duty coupler and 9" flexible hose with coupler



SP65111

GREASE GUN - PNEUMATIC SINGLE SHOT OR CONTINUOUS

- UNDER AIR INPUT PRESSURE: 60~120PSI
- Single shot mode: Max - 4800PSI
 - Continuous mode: Max - 2500PSI
 - Capacity: Cartridge-450cc, bulk-500cc

- CONTINUOUS MODE:
- Greasing flow: Up to 150cc/min

- 40:1 ratio air motor
- Heavy duty cast aluminium body
- 3-way loading: bulk, filler pump or 450cc grease cartridge
- Heavy duty super grip coupler for better grip and longer service life
- 6" curved pipe with coupler & 9" flexible hose with coupler



SP65104

GREASE GUN SET - MINI

- Chrome plated finish for longer service life
 - Working pressure: 1000 psi
 - Capacity bulk: 80ml
 - Includes 3 interchangeable tips
- INCLUDES 100g TUBE OF LUBRICATION GREASE
- Suitable for automotive applications
 - EP additive Molybdenum Disulphide

SUITABLE FOR: Rack and pinion steering, Universal joints and ball joints.



REPLACEMENT LUBRICATION GREASE AVAILABLE - SP65104G



COUPLERS, HOSES & ADAPTERS

SP65130

GREASE GUN ADAPTER KIT 8 PIECE

- Heavy-duty lubrication accessory kit contains hoses, couplers & dispensers to suit any grease application.
- All housed in heavy duty blow mould carry case

SET INCLUDES

- 18" Nylon hose
- 4" Needle nose dispenser
- Narrow needle nose dispenser
- Grease injector needle
- Seal-off dispenser
- Right angle grease coupler
- Grease coupler
- 360° swivel coupler



SP65131

GREASE COUPLER HEAVY DUTY

- Three hardened jaws
- 2" long coupler tapped for 1/8" pipe threads
- Recommended working pressure: 8000psi



SP65132

GREASE COUPLER RIGHT ANGLE

- Heavy duty
- Reach out-of-the-way zerk fittings such as those on ball joints
- Fits standard grease guns: 1-5/8" long
- 1/8" NPT female inlet
- For use with air operated equipment
- Recommended working pressure: 4500 PSI



SP65135

GREASE COUPLER SWIVEL

- Heavy duty
- Swivels in full 360° circle and locks in place
- 45° angle gives easy access to most grease fittings
- 1/8" NPT female inlet
- For use with air operated equipment
- Recommended working pressure: 4500 PSI



SP65136

GREASE COUPLER QUICK RELEASE

- Designed for use with air powered, battery powered and hand grease guns
- Heavy-duty construction withstands higher pressure
- Four hardened jaws
- 74mm long coupler with 30mm diameter and is tapped for 1/8" pipe threads
- Burst Pressure 15,000psi
- Working pressure 10,000psi.



SP65137

GREASE COUPLER - LONG QUICK RELEASE

- Designed for use with air powered, battery powered and hand grease guns
- Heavy-duty construction withstands higher pressure
- Four hardened jaws
- 130mm long coupler tapped for 1/8" pipe threads
- Burst Pressure 15,000psi
- Working pressure 10,000psi



FLEX HOSES - GREASE GUN

- Fits most grease gun accessories
- Working pressure: 4,500 PSI
- Burst pressure: 12,000 PSI
- 1/8" NPT
- For hard to reach jobs
- For use with air and hand operated grease guns

AVAILABLE IN 2 OPTIONS

LENGTH	MODEL
12" Long	SP65133
18" Long	SP65134



SP65139

GREASE COUPLER - QUICK RELEASE DISPLAY STAND



SET INCLUDES

- 10x Quick-release grease coupler (SP65136)
- 10x Extra long quick-release grease coupler (SP65137)
- 1x Steel dynamic counter display stand
- 1x Sample Quick-release grease coupler
- 1x Sample Extra long quick-release grease coupler

TYRE SERVICE

Accurate tyre inflation is extremely important to the on road safety of a vehicle. At SP Tools we offer a range of both digital and analogue inflators and testers to make sure you get it right.

TYRE INFLATORS

SP65510

TYRE INFLATOR WITH DEFLATOR DIGITAL - PROFESSIONAL

- Pressure measuring range: 0-160PSI (+/- 2% @25C)
- Automatic shut-off after 60 seconds to conserve battery life
- Dual chuck
- Operating pressure: 90PSI
- Air Flow: 1.2CFM at 100PSI



SP65500

TYRE INFLATOR WITH DEFLATOR PROFESSIONAL

- Highly accurate
- Large and easy to read dial
- Gauge fitted with heavy rubber bumper includes 600mm hose with clip-on chuck
- Calibrated: 10-170 PSI in 2lb Increments 70-1200 kPa in 10 kPa increments
- Gauge diameter: 80mm
- Accuracy: +/- (F.S.x1%)+0.5 PSI at 2-100 PSI +/- (F.S.x2%)+0.5 PSI at 101-150 PSI
- Pressure range: 2-150 PSI

TYRE CHUCKS

SP65530

AIR HOSE CHUCK CLIP-ON STRAIGHT

- Open 1/4 BSP
- High quality solid brass clip-on air chuck



SP65531

AIR HOSE CHUCK CLIP-ON ANGLE

- Open 1/4 BSP
- High quality solid brass clip-on air chuck



SP65535

TYRE CHUCK DUAL HEAD

- Lightweight zinc/brass body
- Comfortable high-grip rubber handle



- 1/4" Female thread
- Dual head design for dual wheel vehicles

TYRE GAUGES

SP65505

TYRE GAUGE WITH HOSE PROFESSIONAL

- Precision made, full geared brass movement
- 63mm dial, bleeder valve, "Shock Absorber" cover for protection
- Pressure Range: 0-60 PSI and 400 kpa with swivel angle tip and 300mm hose
- Accuracy: +/- 1 PSI



SP65508

TYRE PRESSURE GAUGE DIAL

- L shape design allows for increased flexibility when connecting to difficult to access tyre valves
- The air chuck can rotate 360° and is paired with a soft rubber tube to increase the flexibility during use
- Accuracy: ±1psi/0.1bar
- Gauge: 2.5"
- Calibration: 3-60psi/0.2-4bar

SP65521

TYRE GAUGE PENCIL TYPE

- Metal head and body – 4 sided plastic gauge
- 5-50PSI



VALVE CORE TOOLS

SP65526

VALVE CORE TOOL LOCK-ON

- Large grip for convenient installation and removal of big bore valve cores
- 75mm overall length



LIGHTING

SP'S HIGH PERFORMANCE, QUALITY LIGHTING SOLUTIONS

SP's cordless range of quality work lights are manufactured to the highest standards to suit the needs of the professional and are built to last. The full product range covers a number of lighting needs from small and compact hand-held work lights all the way up to ultra bright flood lighting. SP is constantly pushing the boundaries of LED and battery technology to bring you cutting edge work lights that will ensure you always have the most reliable, best performing tools on the market. Longer run time, brighter lighting and innovative design is at the core of the SP cordless lighting range.

WIRELESS CHARGE LIGHTING

One of SP's latest innovative breakthroughs is the incorporation of new wireless charging technology into the work light platform.

No longer do you have to plug your work light into a charger over night. The new pad style charger allows you to simply place the work light on the charging pad and the charging process instantly begins. Magnetic zones on the front of the charging pads firmly hold the work lights in place at any angle, while the heavy duty rear magnets allow for the charging pad to be instantly mounted onto any magnetic surface such as a steel tool box or work top.

The chargers are not only compatible with SP work lights but also the latest Android & iPhones, Apple Watches, AirPods, tablets and more.



SP81499 WORK LIGHT/FLASHLIGHT SMD LED - WIRELESS CHARGE

- SMD LED WORK LIGHT & TORCH:**
- Ultra bright 5w SMD LED work light: 500 Lumen
 - High power LED torch/top light: 150 Lumen
 - Wireless charging
 - Adjustable dimmer work light: 500 to 75 Lumens
 - Flexible magnetic base
 - 180° fold out hook
 - Splash & dust resistant - IP68
 - Impact resistant
 - Rechargeable
 - Battery level and charge indicator
 - Micro USB charging system (to charging pad)
 - Battery: 3.7v 2600mAh
 - Battery type: Lithium-ion
 - Charging time: 4.5 Hours

- POCKET WORK LIGHT & TORCH:**
- Super bright 3w SMD LED work light: 300 Lumen
 - Powerful LED torch/top light: 100 Lumen
 - Wireless charging
 - Adjustable dimmer work light: 300 to 30 Lumens
 - Flexible magnetic base
 - 180° fold out hook
 - Splash & dust resistant - IP68
 - Impact resistant
 - Rechargeable
 - Battery level and charge indicator
 - Micro USB charging system (to charging pad)
 - Battery: 3.7v 1200mAh
 - Battery type: Lithium-ion
 - Charging time: 2.5 Hours

- DUEL ZONE WIRELESS CHARGING PAD:**
- Duel charging zones
 - Charges various devices
 - Magnetic zones holds lights firmly in place while charging
 - Powerful rear magnet - Ideal for mounting to steel tool box
 - Wall mountable



DUEL ZONE WIRELESS CHARGING PAD

The new SP fast charge wireless charging pad lets you charge your light or compatible devices wirelessly, without requiring them to be fixed in one spot. Simply lay the compatible device anywhere on its surface to start charging.

MAGNETIC ZONES

Holds the light firmly in place at any angle



WALL MOUNTABLE & MAGNETIC

Powerful rear magnet makes it ideal for mounting the charging pad to your tool kit

Charges compatible SP lights, latest Android & iPhones, Apple Watches, AirPods, tablets & more

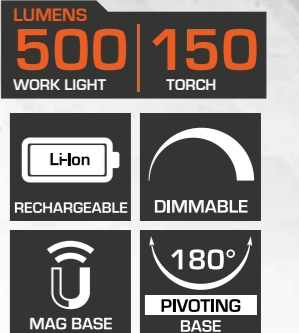


WIRELESS CHARGE LIGHTING CONTINUED

SP81496 WORK LIGHT/FLASHLIGHT SMD LED - WIRELESS CHARGE

- SMD LED WORK LIGHT & TORCH:**
- Ultra bright 5w SMD LED work light: 500 Lumen
 - High power LED torch/top light: 150 Lumen
 - Wireless charging
 - Adjustable dimmer work light: 500 to 75 Lumens
 - Flexible magnetic base
 - 180° fold out hook
 - Splash & dust resistant - IP68
 - Impact resistant
 - Rechargeable
 - Battery level and charge indicator
 - Micro USB charging system (to charging pad)
 - Battery: 3.7v 2600mAh
 - Battery type: Lithium-ion
 - Charging time: 4.5 Hours

- SINGLE ZONE WIRELESS CHARGING PAD:**
- Charges various devices
 - Magnetic zone holds light firmly in place while charging
 - Powerful rear magnet - Ideal for mounting to steel tool box
 - Wall mountable



Charges compatible SP lights, latest Android & iPhones, Apple Watches, AirPods, tablets & more



SLIMLINE WORK LIGHTS

SP81444 WORK LIGHT/FLASHLIGHT COB LED - SLIMLINE

- Ultra bright COB LED work light
- High power LED torch/top light
- Slimline head
- Adjustable dimmer switch work light
- 360° swivel ball joint magnetic base
- Base tilt to 45°
- 180° fold out hook
- Water/splash resistant - IP54
- Impact resistant - IK07
- Rechargeable
- Battery level and charge indicator
- Micro USB charging system
- Battery: 3.7v 2600mAh
- Battery type: Lithium-ion
- Charging time: 4 Hours

- SPECIFICATIONS: Work Light**
- Lumen: Up to 600 Lumens
 - Run Time: 2 to 15 Hours

- SPECIFICATIONS: Top Light**
- Lumen: 120 Lumens
 - Run Time: 10 Hours



SP81442 WORK LIGHT/FLASHLIGHT SMD LED - SLIMLINE

- High power SMD LED
- Super slim design for hard to reach areas
- Special optical lens offering 90° flood light compared to the 30° from normal work lights
- Car charger included
- Battery type: Lithium-ion
- Charging time: 4 Hours

- SPECIFICATIONS: Work Light**
- Setting 1: 400 Lumens
 - Setting 2: 200 Lumens

- SPECIFICATIONS: Top Light**
- 100 Lumens



WORK LIGHTS

SP81457

TORCH/WORK LIGHT
COB LED - ULTRA BRIGHT

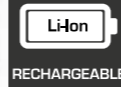

- Ultra bright 6w COB LED work light
- High power LED torch/top light
- 3 work light brightness settings
- Strong magnetic pivoting base - 180°
- 360° fold out swivel hook
- Water/splash resistant - IP54
- Impact resistant - IK07
- Rechargeable
- Battery level and charge indicator
- Micro USB charging system
- Battery: 3.7V 2600mAh
- Battery type: Lithium-ion
- Charging time: 4 hours

INTENSE BRIGHTNESS
Capable of ultra bright illumination, ideal for vehicle body colour inspection

- SPECIFICATIONS: Work Light
- Setting 1: 150 Lumens
 - Setting 2: 300 Lumens
 - Setting 3: 700 Lumens (CRI 80+)

- SPECIFICATIONS: Top Light
- Lumen: 120 Lumens (CRI 70+)

LUMENS
700 | **300** | **150** | **120**
WORK LIGHT | WORK LIGHT | WORK LIGHT | TORCH



SP81456

TORCH/WORK LIGHT
SMD LED MAGBASE

- Super brilliant SMD LED work light
- High power LED torch/top light
- Rechargeable Lithium-ion
- Includes AC charger and 12v Car Charger
- Pivoting magnetic base to 180°
- 2x 180° fold out hooks

- SPECIFICATIONS: Work Light
- Lumen: Up to 350 Lumens

- SPECIFICATIONS: Top Light
- Lumen: 80 Lumens

LUMENS
350 | **80**
WORK LIGHT | TORCH



SP81450


WORK LIGHT
COB LED MAGBASE

- Ultra Bright 6 COB LED
- Pivoting Mag-Base - 180°
- IP 65 dust proof and water resistant
- Fold away hook and stand
- Rechargeable
- Micro USB Charging System
- Includes AC and 12v Car Charger
- Battery: 3.7v 1000mAh
- Charging Time: 4.5 Hours

- SPECIFICATIONS: Setting 1
- Lumen: 350 Lumens
 - 3 Hour run time

- SPECIFICATIONS: Setting 2
- Lumen: 250 Lumens
 - 5 Hour run time

LUMENS
350 | **250**
WORK LIGHT | WORK LIGHT



SP81449

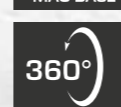
WORK LIGHT - COB LED - COMPACT

- High power 6W COB LED
- 2 work light brightness settings
- Strong magnetic pivoting base - 180°
- 360° full swivel ball joint head
- Fold out 360° Swivel hook
- Battery: 3.7V 2600mAh
- Battery type: Lithium-ion
- Charging time: 4 hours
- USB charging: 5V-1A

- SPECIFICATIONS: Setting 1
- 300 Lumens
 - 3 hours run time

- SPECIFICATIONS: Setting 2
- 600 Lumens
 - 1.5 hours run time

LUMENS
600 | **300**
WORK LIGHT | WORK LIGHT



SP81466

WORK LIGHT - UNDER BONNET PREMIUM
SMD LED - CORDLESS

- High power SMD LED work light
- Low power consumption with low heat emission
- Extendable for applications between 1150 and 1800mm
- Brightness control - 2 settings
- 360° Swivel light for flexible light positioning
- Wide 120° light spread
- Diffused lens for softer lighting and reduced shadow
- Constructed from high grade aluminium
- Soft padded bonnet hooks
- Battery level and charge indicator
- Dust and water resistant - IP65
- Impact resistant - IK08
- Rechargeable
- Battery level and charge indicator
- Micro USB charging system
- Battery: 3.7v 4400mAh
- Battery type: Lithium-ion
- Charging time: 5 hours

EXTENDABLE
Easily adjusts to suit bonnet sizes up to 1800mm

- SPECIFICATIONS: Setting 1
- Lumen: 1000 Lumens
 - Run time: 3 Hours

- SPECIFICATIONS: Setting 2
- Lumen: 500 Lumens
 - Run time: 6 Hours

LUMENS
1000 | **500**
WORK LIGHT | WORK LIGHT



SP81492

HEADLAMP - COB LED
MOTION SENSE ON/OFF

- Ultra bright 3w COB LED headlamp
- Brightness control - 2 settings
- Smart on/off motion sensor
- 45° tilt light for flexible light positioning
- Ultra lightweight design
- Adjustable headband with non-slip grip
- Dust & water resistant - IP65
- Impact resistant
- Rechargeable
- Battery level and charge indicator

- Micro USB charging system
- Battery: 3.7v 1500mAh
- Battery type: Lithium-ion
- Charging time: 3 Hours

- SPECIFICATIONS: Setting 1
- 300 Lumens
 - 3 hours run time

- SPECIFICATIONS: Setting 2
- 600 Lumens
 - 1.5 hours run time

MOTION SENSE ON/OFF
Easily turn the headlamp on and off by simply swiping your hand in a downward motion in front of the motion sensor. This allows you to quickly turn on the light when you need it and off when you don't.

45° TILT



LUMENS
300 | **150**
WORK LIGHT | WORK LIGHT



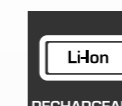
SP81443

TORCH/WORK LIGHT
LED PEN - MAGBASE

- High power COB LED
- Pivoting mag-base - 180°
- Swivelling magnetic pocket clip
- Rechargeable
- Micro USB charging system
- Battery: 3.7v 300mAh
- Charging time: 1 Hour

- SPECIFICATIONS:
- Work Light: 200 Lumens
 - Top Light: 90 Lumens

LUMENS
200 | **90**
WORK LIGHT | TORCH




Size: 37 x 25 x 175mm

SP81490

FLASHLIGHT - LED
ADJUSTABLE BEAM
RECHARGEABLE

- Heavy duty compact design
- Ideal for camping and outdoor activities
- Essential in emergency situations
- Tactical head for breaking glass
- Adjustable focal length
- Recharges using a vehicle's on board 12v outlet
- Twist on/off
- 1 hour run time
- Built-in Lithium-ion Battery
- 130 Lumens

LUMENS
130
TORCH



FLOOD LIGHTING



SP cordless flood lighting is an essential part of the mobile mechanics tool box. Extremely powerful illumination of up to 1000lm per flood light, these versatile rechargeable mini COB LED optical lensed flood lights will turn night into day and are ideal for applications where power is limited.

The multifunction switch allows you to adjust the light to suit your needs to either half (500lm) or full power output (1000lm) and boasts and impressive 3 to 6 hour run time. The light includes a built-in 180° rotatable powerful magnetic bracket for fast mounting to any steel surface as well as a removable universal clamp which securely grips to a variety of objects such as doors, benches, ladders etc.

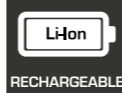
These lights are available separately or in a kit which includes a lightweight, portable tripod, that will easily hold up to 4 lights and adjust from 950mm to 2000mm in height. Car charger (12v) adaptor included.

SP81482

FLOOD LIGHT - OPTICAL LENS MINI COB LED - ADJUSTABLE PLUS UNIVERSAL CLAMP

- High power 10w COB LED light
- Multifunctional work lamp ideal for applications where power is limited
- 2 brightness settings: 1000 Lumens & 500 Lumens
- 3 to 6 hour run time
- Compact "pocket" size
- Includes 180° rotatable magnetic bracket
- Rechargeable micro USB system
- IP65 – Resistant to water and dust infiltration
- Universal clip secured by M8 connector
- Battery charge indicator
- Multifunction on/off switch
- Includes 12v car charger adaptor
- Charger: 240v charger
- Battery: 3.7v 4400mAh
- Battery type: Lithium-ion
- Charging time: 5.5 hours

180° MAGNETIC SWIVEL ARM
Easily adjusts light to shine in any direction



LUMENS
1000 FLOOD LIGHT | **500** FLOOD LIGHT

- SPECIFICATIONS: Setting 1
- 1000 Lumens
 - 3 hours run time
- SPECIFICATIONS: Setting 2
- 500 Lumens
 - 6 hours run time

INCLUDES UNIVERSAL CLAMP

SP81483

UNIVERSAL CLAMP BEST SUITS FLOOD LIGHTS

- Securely clips onto a variety of objects such as doors, door frames, benches, ladders etc.
- Non-slip Swivel pads for versatile grip
- Serrated inside grip, ideal for gripping to rounded surfaces
- Strong spring loaded grip for reliable use
- Made from highly durable plastic
- Easily & quickly screws on to light
- Suits Mini COB LED Optical Lens adjustable Flood light (SP81482)



SERRATED GRIP
Grips on to rounded surfaces

NON-SLIP SWIVEL PADS



ALSO AVAILABLE

SP81484

UNIVERSAL ADJUSTABLE TRIPOD BEST SUITS FLOOD LIGHTS

- Heavy-duty adjustable tripod, perfect for use with SP's flood lights to quickly and easily illuminate dark work spaces
- The tripod is fully height adjustable from 900mm to 2000m, so it can be tailored to suit multiple applications.
- Sturdy and expandable long tripod legs keep stability
- Can be erected in seconds and secured with the tough integrated plastic fittings.
- Steel safety lock-in pin included for added safety
- Rubber capped tripod feet prevent damage, ensure stability and secure placement.
- Lightweight and portable
- Holds up to 4 Mini COB LED Optical Lens adjustable Flood lights (SP81482) which can be positioned in multiple directions for even lighting
- Tripod includes 4x M8 bolts for securing lights firmly in place

ADJUSTABLE
900m to 2000m

CONTINUED FLOOD LIGHTING



VERSATILE & CUSTOMISABLE
Attachable universal clamp, ideal for holding tarps, power cords etc. Perfect for builders & painters trades.

SP81485

FLOOD LIGHT KIT - OPTICAL LENS MINI COB LED - ADJUSTABLE PLUS TRIPOD & UNIVERSAL CLAMP



HOLDS UP TO 4 LIGHTS

ADJUSTABLE
900m to 2000m

SET INCLUDES

- 1x Mini COB LED Optical Lens Rechargeable Flood Light
- 1x Universal Adjustable Height Tripod
- 1x Universal Clamp

EXPANDABLE STURDY LEGS



10

CORDLESS TOOLS

THE NEW SP MAX DRIVE POWER TOOL PROGRAM HAS BEEN DEVELOPED TO OFFER SUPERIOR PERFORMANCE TO AUTOMOTIVE, INDUSTRIAL AND TRADE APPLICATIONS. EACH SP MAX DRIVE TOOL OFFERS THE BEST COMPONENTRY FOR LONGEVITY AND DURABILITY FOR THE LIFE OF THE TOOL AND ARE RATED IN REAL WORKING TORQUE FOR REAL PERFORMANCE WITH OPTIMAL SIZE, WEIGHT AND COMFORT.



SUB-CATEGORIES:

12 VOLT CORDLESS	377
16 VOLT CORDLESS	381
18 VOLT CORDLESS	386

SP MAX DRIVE

MAX PERFORMANCE
MAX RUN TIME
MAX POWER

SP MAX CORE MICROPROCESSORS

The core to the SP Max Drive program are the Max Core microprocessors that offer the ultimate charger to battery to tool interface to improve outright performance. We have embedded microprocessors in all three components to give users longer run times, charge and discharge protection, intelligent current flow and temperature protection.

With SP Max Drive using Max Core technology we can offer more work time, more power, more recharges and ultimately better performing tools.

COMPONENT COMMUNICATION



BATTERY, CHARGER AND UNIT TALK TO EACH OTHER



SP MAX LITHIUM BATTERIES

The SP Max Drive cordless range is powered by next-gen INR chemistry battery cells. The INR chemistry combines the safety and low resistance of Manganese and the high energy capacity of Nickel. When we combine these cells with Max Core electronics, the result is a battery pack with superior performance and safety or in simple terms, the very best available.



> 12v

COMPACT, LIGHTWEIGHT & POWERFUL

This range is widely used in the automotive industries where size is important due to inaccessibility on today's vehicles and machinery. As most of the jobs are not repetitious, usually one battery will last the whole workday, so many of SP MAX DRIVE's 12V models are available with one or two batteries.

12V COMBO KITS

SP82146

12V MECHANICS POWER COMBO KIT 5 PIECE

SET INCLUDES

- 12v Mini 3/8"Dr Impact Wrench (P/N: SP81113BU)
- 12v Mini 1/4" Hex Impact Driver (P/N: SP81141BU)
- 12v Mini 3/8"Dr (10mm) Drill Driver (P/N: SP81213BU)
- 12v Mini 3/8"Dr Ratchet Wrench (P/N: SP81613BU)
- 12v LED Work Light/Torch (P/N: SP81412BU)
- 2.0Ah Max Lithium Battery Packs - 2x (P/N: SP81981)
- 12v Charger (P/N: SP81893)



SP82144

12V MECHANICS POWER WRENCH COMBO KIT 2 PIECE

SET INCLUDES

- 12v Mini 3/8"Dr Impact Wrench (P/N: SP81113BU)
- 12v Mini 3/8"Dr Ratchet Wrench (P/N: SP81613BU)
- 10 Pc Metric Impact Socket Rail Set (P/N: SP20250)
- 2.0Ah Max Lithium Battery Packs - 2x (P/N: SP81981)
- 12v Charger (P/N: SP81893)



SP81114

12V 3/8"DR MINI IMPACT WRENCH KIT

SET INCLUDES

- 12v Mini 3/8"Dr Impact Wrench (P/N: SP81113BU)
- 10 Pc Metric Impact Socket Rail Set (P/N: SP20250)
- 2.0Ah Max Lithium Battery Packs - 2x (P/N: SP81981)
- 12v Charger (P/N: SP81893)



> MORE COMBO KITS AVAILABLE

Head over to the SP Tools website to check out our latest promo combo kits on offer.

WWW.SPTOOLS.COM

12V IMPACT WRENCHES

SP81113

12V 3/8" DR MINI IMPACT WRENCH

TORQUE
105Nm

SPEED
2200RPM

- No-Load Speed: 2200rpm
- Torque: 105Nm
- Capacity: 3/8" (10mm)
- Variable speed trigger with brake
- Powerful motor delivers 105Nm of torque
- Ergonomic soft grip handle
- Built-in LED light illuminates work area
- Weight: 0.87kg (With Battery)
- Charging Time: 1 hour auto cut-off (±10min)

SET INCLUDES

- 12v Mini 3/8" Dr Impact Wrench
- 2.0Ah Max Lithium Battery Pack
- 12v Charger

COMPACT POWER

THE BEST COMBINATION OF VOLTAGE, POWER, TORQUE AND SIZE

ALSO AVAILABLE

SKIN ONLY
Battery & charger not included

SP81113BU

12V IMPACT DRIVERS

SP81141

12V 1/4" HEX MINI IMPACT DRIVER

TORQUE
90Nm

SPEED
2200RPM

- No-Load Speed: 2200rpm
- Torque: 90Nm
- Capacity: 1/4" (6mm)
- Variable speed trigger with brake
- Powerful motor delivers 90Nm of torque
- Ergonomic soft grip handle
- Built-in LED light illuminates work area
- Weight: 0.87kg (With Battery)
- Charging Time: 1 hour auto cut-off (±10min)

SET INCLUDES

- 12v Mini 1/4" Hex Impact Driver
- 2.0Ah Max Lithium Battery Pack
- 12v Charger

COMPACT POWER

THE BEST COMBINATION OF VOLTAGE, POWER, TORQUE AND SIZE

ALSO AVAILABLE

SKIN ONLY
Battery & charger not included

SP81141BU

12V DRILL DRIVERS

SP81213

12V 10mm DRILL DRIVER 2 SPEED

SPEED
Low: 0-700RPM
High: 0-1700RPM

CLUTCH CONTROL
10 Torque Selections

TORQUE
17Nm

- No-Load Speed: Low - 0-700rpm. High 0-1700rpm
- Torque: 17Nm
- Adjustable Two speed controller
- Variable speed switch with brake
- Powerful motor delivers 17Nm of torque
- 10 selection clutch torque control
- Gear box with spindle lock function
- Single sleeve Keyless chuck
- Weight: 1.04kg (With Battery)

SET INCLUDES

- 12v Mini 3/8" Dr (10mm) Drill Driver
- 2.0Ah Max Lithium Battery Pack
- 12v Charger

COMPACT POWER

THE BEST COMBINATION OF VOLTAGE, POWER, TORQUE AND SIZE

ALSO AVAILABLE

SKIN ONLY
Battery & charger not included

SP81213BU

12V RATCHET WRENCHES

SP81614

12V 3/8" DR MINI RATCHET WRENCH

COMPACT POWER

THE BEST COMBINATION OF VOLTAGE, POWER, TORQUE AND SIZE

TORQUE
54Nm

SPEED
250RPM

- No-Load speed: 250rpm
- Torque: 54Nm
- Powerful motor delivers 54Nm of Torque
- Compact design for tight access areas
- Reversible
- Built-in LED light illuminates work area
- Ergonomic soft grip handle
- Weight: 1.00kg (With Battery)
- Charging Time: 1 hour auto cut-off (±10min)

SET INCLUDES

- 12v Mini 3/8" Dr Ratchet Wrench
- 2.0Ah Max Lithium Battery Pack
- 12v Charger

ALSO AVAILABLE

SKIN ONLY
Battery & charger not included

SP81613BU

SP81616BU

12V 3/8" DR MINI RATCHET WRENCH LONG NECK

LONG NECK
Access extremely difficult to reach areas

TORQUE
54Nm

SPEED
250RPM

- No-Load speed: 250rpm
- Torque: 54Nm
- Powerful motor Delivers 54Nm of Torque
- Compact design with long 185mm neck provides access to previously difficult to reach areas
- Reversible
- Built-in LED light illuminates work area
- Ergonomic soft grip handle
- Weight: 1.00kg (With Battery)
- Charging Time: 1 hour auto cut-off (±10min)

SET INCLUDES

- 12v Mini 3/8" Dr Ratchet Wrench
- 2.0Ah Max Lithium Battery Pack
- 12v Charger

COMPACT POWER

THE BEST COMBINATION OF VOLTAGE, POWER, TORQUE AND SIZE

ALSO AVAILABLE

SKIN ONLY
Battery & charger not included

12V INDUSTRIAL RIVETERS

SP81371

12V INDUSTRIAL RIVETER

PULLING FORCE
500kg

HIGH CAPACITY
± 300 rivets on one charge

- High capacity: Sets ± 300 rivets on one charge
- Powerful motor with a max pulling force of 500Kg
- Ergonomic soft grip handle for comfortable use
- Includes 3 colour coded interchangeable Nozzles
- Charging Time: 1 hour auto cut-off (±10min)

SETS RIVET SIZES

- Metric: 2.4, 3.2, 4.0 & 4.8mm
- SAE: 3/32", 1/8", 5/32" & 3/16"

SET INCLUDES

- 12v Industrial Riveter
- 2.0Ah Max Lithium Battery Pack
- 12v Charger

COMPACT POWER

THE BEST COMBINATION OF VOLTAGE, POWER, TORQUE AND SIZE

SETS RIVET SIZES

2.4mm 3.2mm 4.0mm 4.8mm

12V CAULKING GUNS

SP81363

**12V CAULKING GUN
600ML**

- Barrel size: 600ml
- Speed control function
- Patented dripless mechanism
- Patented rapid plunger release mechanism
- Cut-off switch when plunger reaches the end
- Works with all standard size cartridges

SET INCLUDES

- 12v 600ml Caulking Gun
- 1.5Ah Max Lithium Battery Pack
- 12v Charger

SPEED CONTROL

COMPACT POWER

THE BEST COMBINATION OF VOLTAGE, POWER, TORQUE AND SIZE

ALSO AVAILABLE

SKIN ONLY

Battery & charger not included

SP81363BU

12V CORDLESS WORK LIGHTS

SP81412

**12V WORK LIGHT/
FLASHLIGHT**

- Adjustable head - 4 angle settings 90°, 120°, 150° & 180°
- Two light sources: 4pc LED light panel (40hrs @ 30Lux) & 28pc LED light panel (9Hrs @ 160Lux)
- Fold away hook
- LED life: 3000 hours

ADJUSTABLE HEAD
4 Angle Settings

SET INCLUDES

- 12v Work Light/Flashlight
- 2.0Ah Max Lithium Battery Pack

FOLD AWAY HOOK

ALSO AVAILABLE

SKIN ONLY

Battery & charger not included

SP81412BU

12V BATTERY PACK

SP81981

**12V BATTERY PACK
LITHIUM-ION
2.0AH**

The SP Max drive cordless range is powered by next-gen INR chemistry battery cells. The INR chemistry combines the safety and low resistance of Manganese and the high energy capacity of Nickel. When we combine these cells with Max Core electronics, the result is a battery pack with superior performance and safety or in simple terms, the very best available.

- Longer run time
- Less charging
- Power when you need it
- Stronger coated contacts
- Longer life - More than double the recharges of normal lithium batteries



12V CHARGER

SP81893

**12V BATTERY
CHARGER**

SP multi function microprocessor controlled 12 volt battery charger features a 9 stage control and protection system

- Programmable over-charge voltage
- End of charge current
- Temperature cut-off
- Safety charging time
- Receive charge termination signal
- Over-charge voltage protection
- Over-charge current protection
- Short circuit protection

> 16v

COMPACT, LIGHTWEIGHT & POWERFUL

These are used when you need that extra power but still not as bulky as the bigger voltages.

16V COMBO KITS

SP82186

**16V WORKSHOP PERFORMANCE
COMBO KIT
5 PIECE**

SET INCLUDES

- 16v Mini 3/8" Dr Impact Wrench (P/N: SP81119BU)
- 16v Mini 3/8" Dr (10mm) Drill Driver (P/N: SP81222BU)
- 16v Mini 1/4" Hex Impact Driver (P/N: SP81144BU)
- 16v Industrial Grease Gun (P/N: SP81512BU)
- 16v LED Work Light/Torch (P/N: SP81416BU)
- 2.0Ah Max Lithium Battery Packs - 2x (P/N: SP81983)
- 16v Charger (P/N: SP81985)

SP81120

**16V 3/8" DR BRUSHLESS
IMPACT WRENCH KIT**

- No-Load Speed: 2300rpm
- EXTREME Torque: 392Nm
- Capacity: 3/8" (10mm)
- Variable speed trigger with brake
- Powerful motor delivers 392Nm of torque
- Ergonomic soft grip handle
- Fast Charge - Only 40 Mins

Patented "V" Type Hammer - Low Vibration

SET INCLUDES

- 16v 3/8" Dr Brushless Impact Wrench
- 10PC 3/8" Dr 6PT Impact Socket Rail Set (P/N: SP20250) 10, 11, 12, 13, 14, 15, 16, 17, 18 & 19mm
- 2.0Ah Max Lithium Battery Packs - 2x (P/N: SP81983)
- 16v Charger (P/N: SP81985)

EXTREME TORQUE
392Nm

BRUSHLESS

COMPACT POWER

THE BEST COMBINATION OF VOLTAGE, POWER, TORQUE AND SIZE

ALSO AVAILABLE

SKIN ONLY

Battery & charger not included

SP81120BU

> MORE COMBO KITS AVAILABLE

Head over to the SP Tools website to check out our latest promo combo kits on offer.

WWW.SPTOOLS.COM

16V IMPACT WRENCHES

SP81119
16V 3/8" DR MINI IMPACT WRENCH

- No-Load Speed: 2400rpm
- Torque: 185Nm
- Capacity: 3/8" (10mm)
- Variable speed trigger with brake
- Powerful motor delivers 185Nm of torque
- Ergonomic soft grip handle
- Built-in LED light illuminates work area
- Weight: 0.93kg (With Battery)
- Charging Time: 1 hour auto cut-off (±10min)

SET INCLUDES

- 16v Mini 3/8" Dr Impact Wrench
- 2.0Ah Max Lithium Battery Pack
- 16v Charger

TORQUE
185Nm

SPEED
2400RPM



COMPACT POWER

THE BEST COMBINATION OF VOLTAGE, POWER, TORQUE AND SIZE

ALSO AVAILABLE

SKIN ONLY
 Battery & charger not included

SP81119BU



16V IMPACT DRIVERS

SP81144
16V 1/4" HEX MINI IMPACT DRIVER

- No-Load Speed: 2300rpm
- Torque: 140Nm
- Capacity: 1/4" (6mm)
- Variable speed trigger with brake
- Powerful motor delivers 140Nm of torque
- Ergonomic soft grip handle
- Built-in LED light illuminates work area
- Weight: 1.08kg (With Battery)
- Charging Time: 1 hour auto cut-off (±10min)

SET INCLUDES

- 16v Mini 1/4" Hex Impact Driver
- 2.0Ah Max Lithium Battery Pack
- 16v Charger

TORQUE
140Nm

SPEED
2300RPM



COMPACT POWER

THE BEST COMBINATION OF VOLTAGE, POWER, TORQUE AND SIZE

ALSO AVAILABLE

SKIN ONLY
 Battery & charger not included

SP81141BU



16V DRILL DRIVERS

SP81222BU
16V 10mm DRILL DRIVER 2 SPEED - SKIN ONLY

- No-Load Speed: Low - 0-360rpm. High 0-1550rpm
- Torque: 27Nm
- Two speed variable
- Aluminium clutch ring
- 4 pole motor delivers 27Nm of torque
- 11 selection clutch torque control
- Gear box with spindle lock function
- All steel single sleeve Keyless chuck
- Ergonomic soft grip handle
- Weight: 1.04kg (With Battery)
- Charging Time: 1 hour auto cut-off (±10min)

SET INCLUDES

- 16v Mini 3/8" Dr (10mm) Drill Driver

TORQUE
27Nm

SPEED
 Low: 0-360RPM
 High: 0-1550RPM

CLUTCH CONTROL
11 Torque Selections

KEYLESS CHUCK

COMPACT POWER

THE BEST COMBINATION OF VOLTAGE, POWER, TORQUE AND SIZE

SKIN ONLY
 Battery & charger not included



16V RATCHET WRENCH

SP81623BU
16V 1/2" DR RATCHET WRENCH SKIN ONLY

- No-Load speed: 180rpm
- Torque: 120Nm
- Capacity: 1/2" (12mm)
- Powerful 4 pole motor
- Adjustable speed trigger
- Ergonomic soft grip handle for comfortable use
- Weight: 1.50kg (With Battery)
- Charging Time: 1 hour auto cut-off (±10min)

SET INCLUDES

- 16v 1/2" Dr Ratchet Wrench

TORQUE
120Nm

SPEED
180RPM



COMPACT POWER

THE BEST COMBINATION OF VOLTAGE, POWER, TORQUE AND SIZE

SKIN ONLY
 Battery & charger not included

16V GASKET SANDERS

SP81352
16V GASKET SANDER

- No-Load speed: 0-8000rpm
- Pad size: 6.35mm (1/4")
- Powerful motor
- Ergonomic soft grip handle for comfortable use
- Weight: 1.02kg (With Battery)
- Charging Time: 1 hour auto cut-off (±10min)

SET INCLUDES

- 16v 1/4" Gasket Sander
- 2.0Ah Max Lithium Battery Pack
- 16v Charger

SPEED
8000RPM



COMPACT POWER

THE BEST COMBINATION OF VOLTAGE, POWER, TORQUE AND SIZE

ALSO AVAILABLE

SKIN ONLY
 Battery & charger not included

SP81352BU



16V SANDER/POLISHER

SP81356BU
16V SANDER/POLISHER SKIN ONLY

- Polisher No-Load speed: 0-1900rpm
- Sander No-Load speed: 0-1900rpm
- Polisher pad size: 3"
- Sander pad size: 2"
- Two speed gear box
- Variable speed switch
- Side handle included
- Ergonomic soft grip handle

SET INCLUDES

- 16V Polisher/Sander
- 1X Handle
- 1X Wrench
- 1X Sanding Pad
- 1X Polishing pad
- 1X Yellow Sponge Bonnet
- 1X White Sponge Bonnet
- 2X Sanding Disc - Coarse
- 2X Sanding Disc - Fine
- 2X Sanding Paper - #120
- 2X Sanding Paper - #80

INCLUDES SANDING & POLISHING ACCESSORIES

POLISHER SPEED
1900RPM

SANDER SPEED
1900RPM

SKIN ONLY
 Battery & charger not included



16V BELT SANDER

SP81350BU

16V BELT SANDER SKIN ONLY

SPEED
6500RPM

- No-Load speed: 6500rpm
- Capacity (belt sizes): 460 x 10mm & 330 x 10mm
- Two speed gear box
- Variable speed lever for control
- 9 position versatile adjustable arm for ease of use in tight confined spaces
- Quick change lock and release - Switch belts quickly and effortlessly

SET INCLUDES

- 16v Belt Sander - Skin Only
- 1x Belt support - 460 x 10mm
- 1x Belt support - 330 x 10mm
- 3x Sanding belt - 460 x 10mm
- 3x Sanding belt - 330 x 10mm



COMPACT POWER

THE BEST COMBINATION OF VOLTAGE, POWER, TORQUE AND SIZE

SKIN ONLY

Battery & charger not included



ADJUSTABLE ARM
9 lockable positions

16V RECIPROCATING SAW

SP81354BU

RECIPROCATING SAW SKIN ONLY

- No-Load speed: 0-3000spm
- Stroke length: 14mm
- Fast cutting action up to 3000 strokes per minute
- 14mm stroke length maximising user productivity
- Ergonomic soft grip handle
- Variable speed trigger with safety paddle switch
- Adjustable blade depth support
- Quick-release blade holder - no tools required
- Weight: 1.38kg (With Battery)
- Charging Time: 1 hour auto cut-off (±10min)

SET INCLUDES

- 16v Compact Reciprocating Saw
- Saw Blade 1x



COMPACT POWER

THE BEST COMBINATION OF VOLTAGE, POWER, TORQUE AND SIZE

SKIN ONLY

Battery & charger not included

QUICK BLADE RELEASE
No tools required

STROKE LENGTH
14mm

SPEED
3000 Strokes P/Min

16V WORK LIGHT

SP81416BU

16V WORK LIGHT/ FLASHLIGHT

- Adjustable head - 4 angle settings 90°, 120°, 150° & 180°
- Two light sources: 4pc LED light panel (40hrs @ 30Lux) & 28pc LED light panel (9Hrs @ 160Lux)
- Fold away hook
- LED life: 3000 hours

SKIN ONLY

Battery & charger not included

LUX
160 | 30
WORK LIGHT | TORCH

SET INCLUDES

- 16v Work Light/Flashlight



FOLD AWAY HOOK

ADJUSTABLE HEAD
4 Angle Settings

SP81513

16V INDUSTRIAL GREASE GUN

- 450cc cartridge size
- 750mm ultra-flexible hose
- 6000psi max delivery pressure
- 70g/min flow rate
- Air bleed valve simplifies air removal during loading
- Multiple loading options (cartridge, bulk & suction)
- Non-slip finish for better grip
- Charging Time: 1 hour auto cut-off

SET INCLUDES

- 16v Industrial Grease Gun
- 2.0Ah Max Lithium Battery Pack
- 16v Charger



PRESSURE
6000PSI

CARTRIDGE
450cc

FLOW RATE
70g Per Min

16V GREASE GUNS

COMPACT POWER

ALSO AVAILABLE

SKIN ONLY

Battery & charger not included

SP81512BU

16V BATTERY PACK

SP81983

16V BATTERY PACK LITHIUM-ION 2.0AH

The SP Max drive cordless range is powered by next-gen INR chemistry battery cells. The INR chemistry combines the safety and low resistance of Manganese and the high energy capacity of Nickel. When we combine these cells with Max Core electronics, the result is a battery pack with superior performance and safety or in simple terms, the very best available.

- Longer run time
- Less charging
- Power when you need it
- Stronger coated contacts
- Longer life - More than double the recharges of normal lithium batteries



MAX LITHIUM

16V CHARGER

SP81985

16V BATTERY CHARGER



SP multi function microprocessor controlled 12 & 16 volt battery charger features a 9 stage control and protection system

- Programmable over-charge voltage
- End of charge current
- Temperature cut-off
- Safety charging time
- Receive charge termination signal
- Over-charge voltage protection
- Over-charge current protection
- Short circuit protection



> 18v

COMPACT, LIGHTWEIGHT & POWERFUL

While this voltage is used mainly in the building and construction industries, with the new high powermotors and batteries, cordless is moving into new fields.

18V COMBO KITS

SP81127

18V 1/2"DR IMPACT WRENCH KIT

- Bolt Busting Torque: 1300Nm
- Torque: 550Nm
- No-Load speed: 0-1650rpm
- Powerful motor
- Heavy Duty Alloy Gearbox
- Max Drive Power Management System
- Ergonomic soft grip handle
- Reversible
- Capacity: 1/2" (13mm)
- Weight: 0.87kg (With Battery)
- Fast Charge with auto cut-off

SET INCLUDES

- 18v 1/2"Dr Impact Wrench
- 5PC 1/2"Dr 6PT Wheel Nut Impact Socket Rail Set (P/N: SP20390) 15, 17, 19, 21 & 22mm
- 4.0Ah Max Lithium Battery Packs - 2x (P/N: SP81997)
- 18v Charger (P/N: SP81988)

BOLT BUSTING TORQUE
1300Nm



> MORE COMBO KITS AVAILABLE

Head over to the SP Tools website to check out our latest promo combo kits on offer.

WWW.SPTOOLS.COM

18V IMPACT WRENCHES

SP81127BU

18V 1/2"DR IMPACT WRENCH SKIN ONLY

- Bolt Busting Torque: 1300Nm
- Torque: 550Nm
- No-Load speed: 0-1650rpm
- Powerful motor
- Heavy Duty Alloy Gearbox
- Max Drive Power Management System
- Ergonomic soft grip handle
- Reversible
- Capacity: 1/2" (13mm)
- Weight: 0.87kg (With Battery)
- Fast Charge with auto cut-off

SET INCLUDES

- 18v 1/2"Dr Impact Wrench

BOLT BUSTING TORQUE
1300Nm

SPEED
0-1650RPM

COMPACT POWER

THE BEST COMBINATION OF VOLTAGE, POWER, TORQUE AND SIZE



SKIN ONLY
Battery & charger not included

18V IMPACT WRENCHES

SP81133BU

18V 1/2"DR COMPACT BRUSHLESS IMPACT WRENCH - SKIN ONLY

INDUSTRY LEADER

BRUSHLESS TECHNOLOGY

SP Maxdrive Brushless motors provide more runtime and superior power when compared to other leading brands. Using the highest quality components and industry best manufacturing process, we deliver the power that you need.... SP Maxdrive

970NM

BOLT BUSTING TORQUE

LIGHTWEIGHT

2200RPM

NO LOAD SPEED

COMPACT DESIGN

ONLY 169MM LONG

EXTREME POWER

THE BEST COMBINATION OF VOLTAGE, POWER, TORQUE AND SIZE

FEATURES

- Bolt Busting Torque: 970N-m
- Torque: 690N-m
- No-Load speed: 0-2200rpm
- Capacity: 1/2" (13mm)
- Variable speed switch with brake
- Powerful brushless motor
- Lightweight - 1.54kg (without battery)
- Compact design - Only 169mm long (Including anvil)
- Reversible
- Ergonomic soft grip handle

SET INCLUDES

- 18v Compact 1/2"Dr Brushless Impact Wrench

169mm LONG INCLUDING ANVIL



SKIN ONLY

Battery & charger not included



BRUSHLESS

18V IMPACT WRENCHES CONTINUED

SP81130
18V 1/2" DR IMPACT WRENCH

- Bolt Busting Torque: 1490N-m
- Torque: 1000N-m
- Capacity: 1/2" (13mm)
- Variable speed switch with brake
- Powerful motor
- Ergonomic soft grip handle
- Weight: 0.87kg (With Battery)
- Charging Time: 1 hour auto cut-off

SET INCLUDES

- 18v 1/2" Dr Impact Wrench
- 5.0Ah Max Lithium Battery Packs 2x
- 18v Charger

BOLT BUSTING TORQUE
1490Nm



EXTREME POWER

THE BEST COMBINATION OF VOLTAGE, POWER, TORQUE AND SIZE



ALSO AVAILABLE

SKIN ONLY

Battery & charger not included

SP81130BU

SP81140
18V 3/4" DR IMPACT WRENCH

- Bolt Busting Torque: 1788N-m
- Torque: 1100N-m
- Capacity: 3/4" (19mm)
- Variable speed switch with brake
- Powerful motor
- Ergonomic soft grip handle
- Weight: 0.87kg (With Battery)
- Charging Time: 1 hour auto cut-off

SET INCLUDES

- 18v 3/4" Dr Impact Wrench
- 5.0Ah Max Lithium Battery Packs 2x
- 18v Charger

BOLT BUSTING TORQUE
1788Nm



EXTREME POWER

THE BEST COMBINATION OF VOLTAGE, POWER, TORQUE AND SIZE



ALSO AVAILABLE

SKIN ONLY

Battery & charger not included

SP81140BU

18V IMPACT DRIVERS

SP81147BU
18V 1/4" HEX BRUSHLESS IMPACT DRIVER - SKIN ONLY

- Capacity: 1/4" (6mm)
- Variable speed trigger
- Powerful brushless motor
- Ergonomic soft grip handle for comfortable use
- Weight: 1.67kg (With Battery)
- Charging Time: 1 hour auto cut-off (±10min)

SET INCLUDES

- 16v 1/4" Hex Impact Driver

BRUSHLESS

EXTREME CONTROL

More control means reduced over-driving, breaking and stripping of screws.

SP Max Drive gives you 3 speeds and 2 torque settings for all applications

	RPM	IPM	TORQUE
SETTING 1	0-900	0-1000	10.7Nm
SETTING 2	0-2100	0-2900	98Nm
SETTING 3	0-3000	0-4000	205Nm
REVERSE	0-3000	0-4000	205Nm

EXTREME POWER



SKIN ONLY

Battery & charger not included

18V DRILL DRIVERS

SP81235BU
18V 13MM BRUSHLESS DRILL DRIVER 2 SPEED - SKIN ONLY

- No-Load Speed: Low - 0-370rpm. High 0-1570rpm
- Torque: 32Nm
- Keyless chuck
- 10 selections clutch torque control
- Gear box with spindle lock function
- Variable speed trigger
- Weight: 1.6kg (With Battery)
- Charging Time: 1 hour auto cut-off (±10min)

SET INCLUDES

- 16v Compact 3/8" Dr (13mm) Drill Driver

TORQUE
32Nm

SPEED
Low: 0-370RPM
High: 0-1570RPM

CLUTCH CONTROL
10 Torque Selections

BRUSHLESS

COMPACT POWER

THE BEST COMBINATION OF VOLTAGE, POWER, TORQUE AND SIZE



SKIN ONLY

Battery & charger not included

SP81244BU
18V 13MM HAMMER DRILL DRIVER 2 SPEED - SKIN ONLY

- No-Load Speed: Low - 0-460rpm. High 0-1650rpm
- Torque: 60Nm
- 2 Speed gear box
- 15 selections clutch torque control plus hammer
- Heavy duty all steel keyless chuck
- Variable speed trigger
- Weight: 1.6kg (With Battery)
- Charging Time: 1 hour auto cut-off (±10min)

SET INCLUDES

- 16v Compact 3/8" Dr (13mm) Drill Driver

TORQUE
60Nm

SPEED
Low: 0-460RPM
High: 0-1650RPM

CLUTCH CONTROL
15 Torque Selections

COMPACT POWER

THE BEST COMBINATION OF VOLTAGE, POWER, TORQUE AND SIZE



SKIN ONLY

Battery & charger not included

18V CUT OFF/ANGLE GRINDER

SP81313BU
18V BRUSHLESS 5" CUT OFF/ANGLE GRINDER SKIN ONLY

- No-Load Speed: 7000rpm
- High Torque
- Powerful brushless induction motor delivering high torque
- Wheel Size: 5" (125mm)
- Weight: 2.14kg (With Battery)
- Charging Time: 1 hour auto cut-off (±10min)

SET INCLUDES

- 18v Brushless 5" Cut off/Angle Grinder

SPEED
7000RPM

HIGH TORQUE

COMPACT POWER

THE BEST COMBINATION OF VOLTAGE, POWER, TORQUE AND SIZE



SKIN ONLY

Battery & charger not included

18V RIVETER

SP81376BU

18V INDUSTRIAL RIVETER

PULLING FORCE
2000kg

HIGH CAPACITY
± 650 rivets on one charge

- High capacity: Sets ± 650 rivets on one charge (650 stainless 6.4mm rivets off 1x 2.0Ah battery charge)
- Powerful brushless motor with a max pulling force of 2000Kg
- Designed for heavy duty industrial usage
- Ergonomic soft grip handle for comfortable use
- Suits all materials - aluminium, steel & stainless steel
- Includes interchangeable nozzles
- Attached collection bottle
- Weight: 2.40kg (With Battery)
- Charging Time: 1 hour auto cut-off (±10min)


SETS RIVET SIZES

- Metric: 2.0, 3.2, 4.0, 4.8, & 6.4mm
- SAE: 5/64", 1/8", 5/32", 3/16" & 1/4"

SET INCLUDES

- 18v Industrial Riveter

SETS RIVET SIZES



COMPACT POWER

THE BEST COMBINATION OF VOLTAGE, POWER, TORQUE AND SIZE

SKIN ONLY
Battery & charger not included



18V INDUSTRIAL GREASE GUN

MORE EFFICIENT LUBRICATION

PRESSURE
10,000PSI

CARTRIDGE
450cc

SKIN ONLY
Battery & charger not included

SP81523BU

18V INDUSTRIAL GREASE GUN SKIN ONLY

- 450cc cartridge size
- 1000mm (1m) ultra-flexible hose
- 10,000psi max delivery pressure
- Speed Flow rate: High - 280g/min, Low - 100g/min
- Air bleed valve simplifies air removal during loading
- Cartridge holder to suit Australian standard cartridges
- Multiple loading options (cartridge, bulk & suction)
- Non-slip finish for better grip
- Charging Time: 1 hour auto cut-off
- Weight: 4.0kg (With Battery)

HIGH CAPACITY PER CHARGE

- 18x 450ml tubes in high setting
- 11x 450ml tubes in low setting



FLOW RATE
High: 280g Per Min
Low: 100g Per Min

SET INCLUDES

- 18v Industrial Grease Gun



18V BATTERY PACKS

18V BATTERY PACKS LITHIUM-ION

MAX LITHIUM



AVAILABLE IN 4 OPTIONS

AMP HOURS (Ah)	MODEL
2.0Ah	SP81994
4.0Ah	SP81997
5.0Ah	SP81998

The SP Max drive cordless range is powered by next-gen INR chemistry battery cells. The INR chemistry combines the safety and low resistance of Manganese and the high energy capacity of Nickel. When we combine these cells with Max Core electronics, the result is a battery pack with superior performance and safety or in simple terms, the very best available.

- Longer run time
- Less charging
- Power when you need it
- Stronger coated contacts
- Longer life - More than double the recharges of normal lithium batteries

18V CHARGER

SP81988

18V BATTERY CHARGER

SP multi function microprocessor controlled 18 volt battery charger features a 9 stage control and protection system

- Programmable over-charge voltage
- End of charge current
- Temperature cut-off
- Safety charging time
- Receive charge termination signal
- Over-charge voltage protection
- Over-charge current protection
- Short circuit protection



11

AIR TOOLS

SP AIR IS THE WORLDS PREMIUM MANUFACTURER OF PNEUMATIC TOOLS. FOR OVER 45 YEARS WE HAVE DEVELOPED AND MANUFACTURED AIR TOOLS TO SUIT BOTH AUTOMOTIVE AND INDUSTRIAL APPLICATIONS. WE CONTINUE TO LEAD THE WORLD BY USING INNOVATIVE TECHNOLOGY AND MATERIALS TO CREATE TOOLS THAT SIMPLY OUTLAST ALL THE OTHERS.

SUB-CATEGORIES:

IMPACT RATCHET WRENCHES	394
RATCHET WRENCHES	394
IMPACT WRENCHES	395
DIE GRINDERS	399
ANGLE GRINDERS	400
DRILLS	401
CUT OFF TOOLS	401
AIR NIBBLERS	401
AIR SAWS	402
RIVETERS	402
SANDERS/POLISHERS	403
CHISEL GUNS	404
NEEDLE SCALERS	404
OIL & LUBRICANTS	405
AIR TOOL ACCESSORIES	405
FITTED AIR HOSES	406

AIR TOOLS



IMPACT RATCHET WRENCHES



3x
FASTER
THAN NORMAL
MINI RATCHETS



SINGLE DOG HAMMER

SP-7722A

3/8" DR IMPACT RATCHET WRENCH MINI

SPECIFICATIONS

- Hand Torque: 10 - 41Nm
- Length: 155mm
- Capacity: 10mm
- Air consumption: 396L/min Max

FEATURES

- 3x Faster than normal mini ratchets
- Ideal for work around engines where room is limited
- Induction hardened ratchet head to increase the life of your tool
- Single dog hammer mechanism
- Heavy duty metal body
- Ergonomic design reduces fatigue
- Lever handle for throttle control
- Forward/reverse

3/8" DRIVE

RATCHET WRENCHES



SP-1760A

1/4" DR RATCHET WRENCH - MINI

SPECIFICATIONS

- Hand Torque: 40ft/lbs
- Length: 170mm
- Capacity: 6.35mm
- Air consumption: 485L/min Max

FEATURES

- Ideal for work around engines where room is limited
- Induction hardened ratchet head to increase the life of your tool
- Heavy duty metal body
- Ergonomic design reduces fatigue
- Lever handle for throttle control
- Forward/reverse

1/4" DRIVE

CONTINUED IMPACT WRENCHES

SP-1762

3/8" DR RATCHET WRENCH - MINI

SPECIFICATIONS

- Hand Torque: 40ft/lbs
- Length: 170mm
- Capacity: 10mm
- Air consumption: 485L/min Max

FEATURES

- Trade favourite for many years
- Ideal for work around engines where room is limited
- Induction hardened ratchet head to increase the life of your tool
- Heavy duty metal body
- Ergonomic design reduces fatigue
- Lever handle for throttle control
- Forward/reverse

3/8" DRIVE



TRADE FAVOURITE FOR MANY YEARS

SP-1133SX

3/8" DR RATCHET WRENCH

SPECIFICATIONS

- Hand Torque: 124ft/lbs
- Length: 254mm
- Capacity: 12mm
- Air consumption: 525L/min Max

FEATURES

- Ideal for engine repairs, tune-ups and radiator work
- Induction hardened ratchet head to increase the life of your tool
- Heavy duty metal body
- Ergonomic design reduces fatigue
- Lever handle for throttle control
- Forward/reverse

3/8" DRIVE



SP-1133SX-2

1/2" DR RATCHET WRENCH

SPECIFICATIONS

- Hand Torque: 124ft/lbs
- Length: 254mm
- Capacity: 16mm
- Air consumption: 525L/min Max

FEATURES

- Ideal for engine repairs, tune-ups and radiator work
- Induction hardened ratchet head to increase the life of your tool
- Heavy duty metal body
- Ergonomic design reduces fatigue
- Lever handle for throttle control
- Forward/reverse

1/2" DRIVE



IMPACT WRENCHES



SINGLE DOG HAMMER

SP-2136

3/8" DR IMPACT WRENCH - PALM

SPECIFICATIONS

- Bolt Busting Torque: 190Nm
- Max Torque: 135Nm
- Working Torque: 60Nm
- Length: 155mm
- Capacity: 12mm
- Weight: 0.46kg
- Air consumption: 485L/min Max

FEATURES

- Designed for general automotive applications
- Ideal for cramped/confined spaces in small engine repair and other general service work
- Butterfly trigger with forward & reverse - adjust speed smoothly in either direction in one continuous motion
- 360° Air inlet swivel for easy manoeuvrability
- Single dog hammer mechanism
- Rear exhaust

3/8" DRIVE

IMPACT WRENCHES CONTINUED



COMPACT DESIGN
93mm Long Inc. Anvil.
Perfect for confined spaces



SINGLE DOG HAMMER

SP-1141B

1/2" DR IMPACT WRENCH - COMPACT

SPECIFICATIONS

- Bolt Busting Torque: 970Nm
- Max Torque: 420Nm (forward) 705Nm (reverse)
- Working Torque: 380Nm
- Length: 93mm
- Capacity: 16mm
- Weight: 1.34kg
- Air consumption: 808L/min Max

FEATURES

- Ideal for mechanical workshops
- 93mm Head (including anvil) - Perfect for hard to reach and confined areas
- Single dog hammer mechanism
- 4 torque settings
- Forward/reverse
- Handle exhaust

SET INCLUDES

- 1/2" Dr Compact Impact Wrench
- Impact Socket Rail Set - 6pt - 5 Piece
- Sizes Included: 13, 14, 17, 19 & 22mm

1/2" DRIVE

SP-9149

1/2" DR IMPACT WRENCH

TORQUE SETTINGS

	FORWARD	REVERSE
SETTING 1	325Nm	369Nm
SETTING 2	368Nm	413Nm
SETTING 3	569Nm	575Nm
SETTING 4	596Nm	596Nm

SPECIFICATIONS

- Bolt Busting Torque: 1700Nm
- Max Torque: 1190Nm
- Working Torque: 596Nm
- Capacity: 16mm

FEATURES

- Ideal for the automotive and tyre industry
- Industrial twin dog hammer mechanism
- Super Fast, High Power 8 Vane Rotor
- Lightweight composite body
- Forward/reverse
- Powerful & durable
- Handle exhaust

1/2" DRIVE

HIGH TORQUE



TWIN DOG HAMMER

SP-1140EX

1/2" DR RATCHET WRENCH

SPECIFICATIONS

- Bolt Busting Torque: 1140Nm
- Max Torque: 815Nm
- Working Torque: 500Nm
- Length: 240mm
- Capacity: 16mm
- Weight: 2.6kg
- Air consumption: 870L/min Max

FEATURES

- Ideal for the tyre industry
- Industrial twin dog hammer mechanism
- 4 torque settings
- Forward/reverse
- Powerful & durable
- Handle exhaust



TWIN DOG HAMMER

1/2" DRIVE

ALSO AVAILABLE

1/2" DR RATCHET WRENCH LONG ANVIL

SP-1140EXL

CONTINUED **IMPACT WRENCHES**



SINGLE DOG HAMMER

SP-1158M

3/4" DR IMPACT WRENCH - STUBBY

SPECIFICATIONS

- Bolt Busting Torque: 1900Nm
- Max Torque: 1500Nm
- Working Torque: 900Nm
- Length: 200mm
- Capacity: 25mm
- Weight: 5.1kg
- Air consumption: 1080L/min Max

FEATURES

- Heavy duty - Ideal for the trucking and tyre industry as well as industrial applications
- Induction hardened, industrial single jumbo dog hammer mechanism
- Stubby size allows you to work in tighter spaces
- 5 torque settings
- Forward/reverse
- Low vibration
- Powerful & durable
- Handle exhaust
- High Torque
- Includes Nitto style air fitting

3/4" DRIVE

SP-1156TR

3/4" DR IMPACT WRENCH

SPECIFICATIONS

- Bolt Busting Torque: 1800Nm
- Max Torque: 1290Nm
- Working Torque: 1000Nm
- Length: 280mm
- Capacity: 25mm
- Weight: 5.4kg
- Air consumption: 971L/min Max

FEATURES

- Heavy duty - Ideal for the trucking and tyre industry as well as industrial applications
- Twin regulated high performance pin type hammer, delivering torque fast
- 6 torque settings
- Forward/reverse
- Powerful & durable
- Low vibration
- Handle exhaust
- High Torque

3/4" DRIVE



PIN TYPE HAMMER

SP-1158

3/4" DR RATCHET WRENCH

SPECIFICATIONS

- Bolt Busting Torque: 1900Nm
- Max Torque: 1500Nm
- Working Torque: 900Nm
- Length: 380mm
- Capacity: 25mm
- Weight: 6.5kg
- Air consumption: 1080L/min Max

FEATURES

- Heavy duty - Ideal for industrial applications
- Induction hardened, industrial single jumbo dog hammer mechanism
- 5 torque settings
- Forward/reverse
- Powerful & durable
- Handle exhaust
- High Torque



SINGLE DOG HAMMER

3/4" DRIVE

ALSO AVAILABLE

3/4" DR RATCHET WRENCH LONG ANVIL

SP-1158L



IMPACT WRENCHES CONTINUED

SP-1190P

1" DR INDUSTRIAL IMPACT WRENCH

SPECIFICATIONS

- Bolt Busting Torque: 2900Nm
- Max Torque: 2440Nm
- Working Torque: 1350Nm
- Length: 250mm
- Capacity: 38mm
- Weight: 9kg
- Air consumption: 1130L/min Max

FEATURES

- Ideal for industrial applications
- Induction hardened, industrial single dog hammer mechanism
- Adjustable torque settings
- Heavy duty
- High Torque
- Multi position handle

1" DRIVE



EXTREME TORQUE



SINGLE DOG HAMMER

SP-1190-2

1" DR INDUSTRIAL IMPACT WRENCH

SPECIFICATIONS

- Bolt Busting Torque: 3500Nm
- Max Torque: 2990Nm
- Working Torque: 1350Nm
- Length: 480mm
- Capacity: 45mm
- Weight: 10.67kg
- Air consumption: 1130L/min Max

FEATURES

- Ideal for industrial applications
- Induction hardened, industrial single dog hammer mechanism
- Adjustable torque settings
- Heavy duty
- High Torque
- Multi position handle

1" DRIVE



EXTREME TORQUE



SINGLE DOG HAMMER

ALSO AVAILABLE

SP-1190-8

1" DR INDUSTRIAL IMPACT WRENCH LONG ANVIL - 8"

FEATURES

- Ideal for industrial applications
- Long 8" long anvil for harder to reach areas where clearance is limited
- Induction hardened, industrial single dog hammer mechanism
- Adjustable torque settings
- Heavy duty
- High Torque
- Multi position handle

1" DRIVE



EXTREME TORQUE



SINGLE DOG HAMMER

SP-1900

1/8" MICRO AIR GRINDER

SPECIFICATIONS

- Free speed: 70,000rpm
- Length: 156mm
- Capacity: 3mm
- Weight: 350g
- Air consumption: 0.14m³/m in465L/min Max

FEATURES

- Ideal for precision grinding welding surfaces, cleaning and polishing various metals and porting cylinder heads
- Slim, lightweight, durable and comfortable to use and hold
- High-speed rotation with variable speed throttle control up to 70,000rpm
- Extremely flexible 1.5m long hose
- Rear air exhaust



IDEAL FOR PRECISION GRINDING

SP-1210

1/4" DIE GRINDER STRAIGHT

SPECIFICATIONS

- Free speed: 23,000rpm
- Length: 145mm
- Capacity: 6.35mm
- Weight: 0.54Kg
- Air consumption: 603L/min Max
- Air inlet size: 1/4" NPT
- Air hose size: 3/8" Inside I.D

FEATURES

- Ideal for neatening welds, smoothing sharp edges, de-burring, porting, polishing and grinding back metals
- Graduated lever handle trigger control
- Lightweight, durable, heavy duty robust alloy body
- Ergonomic design ribbed grip handle
- Front exhaust



SP-7220

1/4" DIE GRINDER STRAIGHT

SPECIFICATIONS

- Free speed: 20,000rpm
- Length: 175mm
- Capacity: 6.35mm
- Weight: 0.62Kg
- Air consumption: 133L/min Max
- Air inlet size: 1/4" NPT
- Air hose size: 3/8" Inside I.D

FEATURES

- Ideal for neatening welds, smoothing sharp edges, de-burring, porting, polishing and grinding back metals
- Graduated trigger control
- Safety lock throttle lever prevents accidental start up
- Lightweight, durable, heavy duty composite body
- Ergonomic design cushion grip handle
- Built-in power regulator
- Rear exhaust



COMPOSITE BODY LIGHTWEIGHT

SP-7210L

1/4" DIE GRINDER STRAIGHT - EXTENDED

SPECIFICATIONS

- Free speed: 21,000rpm
- Length: 259mm
- Capacity: 6.35mm
- Weight: 0.90Kg
- Air inlet size: 1/4" NPT
- Air hose size: 3/8" Inside I.D

FEATURES

- Ideal for neatening welds, smoothing sharp edges, de-burring, porting, polishing and grinding back metals
- Extended shank - Ideal for areas where extra reach is required
- Graduated trigger control
- Safety lock throttle lever prevents accidental start up
- Lightweight, durable, heavy duty composite body
- Ergonomic design cushion grip handle
- Built-in power regulator
- Rear exhaust



COMPOSITE BODY LIGHTWEIGHT

DIE GRINDERS CONTINUED

SP-7211

**1/4" DIE GRINDER
ANGLE HEAD**

SPECIFICATIONS

- Free speed: 18,000rpm
- Length: 175mm
- Capacity: 6.35mm
- Weight: 0.80Kg
- Air pressure: 90psi
- Air consumption: 93L/min Max
- Air inlet size: 1/4" NPT
- Air hose size: 3/8" Inside I.D

FEATURES

- 90° angle head, ideal in tight spaces
- Graduated trigger control
- Safety lock throttle lever prevents accidental start up
- Lightweight, durable, heavy duty composite body
- Ergonomic design cushion grip handle
- Built-in power regulator
- Rear exhaust



**COMPOSITE BODY
LIGHTWEIGHT**

ANGLE GRINDERS



SP-2254

**ANGLE GRINDER
AUTOMOTIVE - 100MM**

SPECIFICATIONS

- Free Speed: 12,000RPM
- Capacity: 100mm
- Length: 225mm
- Air Con: 566L/min Max
- Weight: 1.72kg

FEATURES

- Spiral bevel gears for low vibration
- Safety lock throttle lever prevents accidental start up
- Side handle



SP-2257

**ANGLE GRINDER
AUTOMOTIVE - 125MM**

SPECIFICATIONS

- Free Speed: 11,000RPM
- Capacity: 125mm
- Length: 225mm
- Air Con: 566L/min Max
- Weight: 1.76kg

FEATURES

- Spiral bevel gears for low vibration
- Safety lock throttle lever prevents accidental start up
- Side handle



SP-1257

**ANGLE GRINDER
INDUSTRIAL - 125MM**

SPECIFICATIONS

- Free Speed: 12,000RPM
- Capacity: 125mm
- Length: 229mm
- Air Con: 566L/min Max
- Weight: 1.76kg

FEATURES

- Spiral bevel gears for low vibration
- Safety lock throttle lever prevents accidental start up
- Side handle

DRILLS

SP-1511

**3/8" DR DRILL - PISTOL TYPE
INDUSTRIAL**

SPECIFICATIONS

- Free Speed: 2,500RPM
- Capacity: 9.5mm
- Length: 152mm
- Weight: 0.74kg

FEATURES

- Ideal for production lines
- Geared chuck
- Lightweight - Only 740g



SP-2510AH

**3/8" DR DRILL - KEY TYPE
ANGLED HEAD**

SPECIFICATIONS

- Free speed: 1,800rpm
- Length: 208mm
- Capacity: 9.5mm
- Weight: 1.19kg

FEATURES

- Ideal for drilling in tight areas
- Safety lock throttle lever prevents accidental start up
- Forward and reverse



CUT OFF TOOL



**COMPOSITE BODY
LIGHTWEIGHT**

SP-7230

CUT OFF TOOL - 3"

SPECIFICATIONS

- Free Speed: 20,000RPM
- Capacity: 1.5mm
- Length: 240mm
- Air consumption: 113 L/min max
- Weight: 0.68kg

FEATURES

- Ergonomic design cushion-grip handle
- Rear exhaust
- Safety lock throttle lever
- Built-in power regulator
- Metal guard

AIR NIBBLER

SP-2215

**AIR NIBBLER
AUTOMOTIVE**

SPECIFICATIONS

- Length: 185mm
- Air Con: 470L/min Max
- Weight: 1.02kg

FEATURES

- Cuts free of sharp edges and burrs
- Ideal for auto body & panel repairs as well as flat, corrugated or profiled sheet metals

ABLE TO CUT

- 14 Gauge Steel - 1.6mm
- Stainless Steel - 1.2mm



AIR SAW



SP-2730

AIR SAW - STRAIGHT

SPECIFICATIONS

- Free Speed: 10,000 Strokes per minute
- Capacity: 1.5mm
- Length: 240mm
- Air consumption: 360 L/min max
- Weight: 1.3kg

SET INCLUDES

- Straight Air Saw
- 24 teeth blade
- 32 teeth blade

SPEED
10000 Strokes P/Min

RIVETERS

SP-2306

INDUSTRIAL RIVETER - 3/16"

- Capacity: 3/16"
- Pulling Power: 2,100lbs (953kg)
- Weight: 1.49kg
- Air Consumption: 113L/Min


FEATURES

- Easy setup / low maintenance
- 3 Jaw clamping chuck for increased grip & extended jaw life
- Sets 2.4, 3.2, 4.0 & 4.8mm rivets on all materials (aluminium, steel & stainless steel)
- Interchangeable nose tips included
- Attached collection bottle

PULLING FORCE
953kg

COLLECTION BOTTLE

SETS RIVET SIZES



SP-2308

INDUSTRIAL RIVETER - 1/4"

- Capacity: 1/4"
- Pulling Power: 3,100lbs (1407kg)
- Weight: 1.97kg
- Air Consumption: 113L/Min


FEATURES

- Easy setup / low maintenance
- 3 Jaw clamping chuck for increased grip & extended jaw life
- Sets 3.2, 4.0, 4.8, 5.6 & 6.4mm rivets on all materials (aluminium, steel & stainless steel)
- Interchangeable nose tips included
- Attached collection bottle

PULLING FORCE
1407kg

COLLECTION BOTTLE

SETS RIVET SIZES



SANDERS/POLISHERS

SP-2331H

GASKET SANDER KIT 2" (50mm)

SPECIFICATIONS

- Free Speed: 16,000RPM
- Capacity: 50mm
- Thread size: 6mm x 1.25mm Pitch
- Weight: 1.8kg

SANDER FEATURES

- Multiple speed settings
- Ergonomic grip/trigger designed for operator comfort
- Lightweight composite body

KIT INCLUDES

- 50mm (2") Gasket Sander
- 4x Surface Prep Discs (Medium Grit)
- 8x Surface Prep Discs (Coarse Grit)
- 4x Sanding Discs (#120 Grit)
- 4x Sanding Discs (#80 Grit)
- Housed in heavy duty blow mould storage case



SP-1330H

DISC SANDER 2" (50mm)

SPECIFICATIONS

- Free Speed: 12,000RPM
- Length: 125mm
- Capacity: 50mm
- Air Consumption: 469L/min Max
- Weight: 0.67kg

FEATURES

- Multiple speed settings
- Ergonomic grip/trigger designed for operator comfort



SP-2370

BELT SANDER 10mm

SPECIFICATIONS

- Free Speed: 16,000RPM
- Length: 275mm
- Capacity: 10 x 330mm
- Air Consumption: 647L/min Max
- Weight: 1kg

FEATURES

- 360° adjustable sanding arm
- Heavy duty lightweight construction
- Quick change belt replacement lever
- Graduated trigger control
- Ergonomic design cushion grip handle
- Includes 2 piece 10mm sanding belts

KIT INCLUDES

- Belt Sander
- 1x 80 grit belt
- 1x 120 grit belt



ORBIT SANDERS DUST FREE

AVAILABLE IN 2 SIZES

ORBIT	MODEL
2.5mm	SP-3600
5mm	SP-3605

- Free Speed: 10,000RPM
- Length: 225mm
- Capacity: 150mm
- Air Consumption: 448L/min Max
- Weight: 0.95kg

FEATURES

- Perfectly balanced sanding pad
- Low sound and vibration
- Graduated pressure trigger control and speed control adjuster
- Lightweight and ergonomic design
- Contoured palm grip for one hand operation
- Dust hose and dust bag included
- Rear exhaust
- Makes fast work of smoothing body filler, fibreglass and wood

KIT INCLUDES


- Velcro Backing Pad, Bag and Hose



CHISEL GUNS

- Essential for industrial and auto repair applications
- Ideal for general cutting, body panel crimping, shearing, rust/paint removal, chipping and scraping.
- Trade quality alloy steel barrel and heat-treated piston
- Comfortable non-slip ergonomic grip

- Graduated trigger control
- Built-in air regulator
- Quick change coil spring retainer allows for fast and easy chisel changes
- Handle exhaust



SP-1400

CHISEL GUN INDUSTRIAL

SPECIFICATIONS

- Chisel shank size: 10mm
- Blows per minute: 3000
- Length: 216mm
- Weight: 2.18kg

Chisels not included



SP-1405

CHISEL GUN AUTOMOTIVE

SPECIFICATIONS

- Chisel shank size: 10mm
- Blows per minute: 3000
- Length: 166mm
- Weight: 1.4kg

Chisels not included

NEEDLE SCALERS

SP-2470

NEEDLE SCALER STRAIGHT - INDUSTRIAL

- Needle diameter: 1/8 x 7
- Number of needles: 19
- Length: 420mm
- Weight: 2.7kg
- Ideal for removal of rust, scale, paint etc
- Needles adjust automatically to contours



SP-2472

NEEDLE SCALER STRAIGHT - COMPOSITE

- Needle diameter: 1/8 x 7
- Number of needles: 12
- Length: 345mm
- Weight: 2.4kg
- Ideal for removal of rust, scale, paint etc
- Needles adjust automatically to contours



SP-2482

NEEDLE SCALER PISTOL

- Needle diameter: 1/8 x 7
- Number of needles: 19
- Length: 330mm
- Weight: 2.7kg
- Ideal for removal of rust, scale, paint etc
- Needles adjust automatically to contours



AIR TOOL ACCESSORIES

OIL & LUBRICANTS



AIR TOOL LUBRICANT

AVAILABLE IN 3 SIZES

BOTTLE SIZE	MODEL
500ml	SPAO500S
1 Litre	SPAO1000S
4 Litre	SPAO4000

Premium quality air tool oil, specially formulated to lubricate and protect air tools as well as maximise performance and prolong service life. Designed to prevent wear, rust and oxidation to ensure a reliable and trustworthy tool that is always ready to tackle the job at hand.

- Lubricates and Protects
- Removes Moisture
- Maximises Tool Performance
- Prolongs Tool Life
- Premium Quality Oil



COMPRESSOR OIL

AVAILABLE IN 2 SIZES

BOTTLE SIZE	MODEL
1 Litre	SPCO1000S
4 Litre	SPCO4000

Specially formulated premium quality oil provides superior pump wear and corrosion protection, thus ensuring maximum pump performance, reduced vibration and minimal pump noise. Active cleansing technology clears all unwanted sludge and prolongs service life.

- Superior Wear & Corrosion Protection
- Maximises Pump Performance
- Minimises Vibration and Pump Noise
- Active Cleansing Technology
- Premium Quality Oil
- Prolongs Service Life

INLINE OILERS, REGULATORS & COUPLERS

MOL-21

INLINE MINI AIR TOOL OILER / LUBRICATOR

- Provides automatic constant lubrication for air tools, when placed inline
- Drip feeds lubricant to air tool
- Transparent reservoir lets you see when oil level is low
- Extends air tools service life by ensuring the tool is constantly well lubricated
- 1/4" BSP



DRIP FEEDS LUBRICANT

SP910A

AIR LINE UNIVERSAL COUPLER

- Max pressure: 170Psi
- Working Pressure: 90Psi
- 1/4" BSP
- Air Flow: 11Cfm (310 Litres/min)
- Composite plastic



FITTED AIR HOSES

**FITTED AIR HOSES
PREMIUM QUALITY**

- Made from an engineered hybrid polymer that provides superior all weather flexibility, even in freezing temperatures (Temp. range: -5°C ~ 65°C)
- Designed to hold up to the shop environment with an excellent abrasion resistant outer cover.
- Hose will not kink when under pressure.
- Max working pressure: 300PSI
- Designed to work smart & last long with a lightweight body and One-Touch Nitto style couplers, this hose is built to work as hard as you do.

AVAILABLE IN 2 SIZES

EXTREME FLEXIBILITY

PREMIUM QUALITY

HIGH VISIBILITY SAFETY ORANGE



ABRASION RESISTANT

ONE-TOUCH COUPLERS

- One-Touch Nitto™ style
- Swaged hose clamps
- 10mm / 3/8" I.D



SECURELY CRIMPED ASSEMBLY OF HOSE, COUPLING BARB & FERRULE



Securing these fittings by crimping provides an interlocking assembly of hose, coupling barb and ferrule - maximising the hose assembly's sealing and assuring a 300psi working pressure.

ANTI-KINK HYBRID POLYMER MATERIAL BONDED WITH POLYESTER BRAID
These combined materials remain flexible in a temperature range between -5°C to 65°C and has the added advantage that it will not kink under pressure.

The unique no memory characteristics of the Hybrid Polymer ensures a hose that will lay flat and not curl when unrolled from storage

- Extreme flexibility
- Abrasion resistant
- Easy to roll up for quick and effortless storage
- High visibility safety orange
- No memory technology
- Anti-kink
- UV treated



LENGTH	MODEL
15 Meters	SP66-15N
30 Meters	SP66-30N

CHISEL GUN ACCESSORIES

CHI-SP1

CHISEL SPRING RETAINER STANDARD



- Replacement chisel spring
- For quick replacement of a broken or worn air chisel spring
- Secures chisel bit to air chisel/hammer during operation of tool
- Standard size fits most brands of air chisel/hammers
- Replace springs periodically for optimum tool performance

CHISELS - HEAVY DUTY

**WIDE SCRAPER
50 X 170MM**

- Ideal for removing gaskets, rust, undercoating and paint
- 170mm long
- 20mm tip



D06

**FLAT BLADE
20 X 170MM**

- Ideal for general body repair or replacement
- 170mm long
- 20mm tip



D23

**PANEL CUTTER
170MM**

- Ideal for cutting spot welds and trimming sheet metal
- 170mm long
- Panel cutter tip



D59

**RIVET AND BOLT CUTTER
20 X 170MM**

- Ideal for body, chassis and exhaust applications
- 170mm long
- 20mm tip



D60

AIR GRINDER COLLETS

**DIE GRINDER COLLETS
INDIVIDUAL**

TEETH	MODEL
1/4"	C127-4
6mm	C127-6
1/8"	C127-8




Replacement collet for most die grinders

AIR SAW BLADES

**AIR SAW BLADES
PACKS OF 4**

TEETH	FOR CUTTING	MODEL
32 Teeth	STEEL	SAW-B100
24 Teeth	ALUMINIUM	SAW-C100



4 blades in each pack

DRILL CHUCKS & KEYS

**DRILL CHUCK
KEY TYPE
3/8"**

SIZE	MODEL
3/8"x24tpi	DLC-9
1/2"x20tpi	DLC-15



**DRILL CHUCK
KEYLESS
1/2"**

SIZE	MODEL
1/2"x20tpi	DLC-17



**CHUCK KEY
3/8"**




DCK-2

SANDER ABRASIVE DISCS AND ACCESSORIES

PD-6HV

**SANDING PAD
6"**



- 6" Sanding Pad
- Suits D/A Sanders
- Dust Free
- Velcro Type

GASKET SANDER DISCS

- Packs of 4 Discs
- Fine disc for use on aluminium cylinder heads
- Course disc for use on cast iron cylinder heads
- Suits 2" (50mm) gasket sanders



GRIT TYPE	TYPE	MODEL
Fine		SP-2051
Course		SP-2053

ALSO AVAILABLE IN 50 PIECE BULK PACKS



GRIT TYPE	TYPE	MODEL
Fine		SP-2051B
Course		SP-2053B

SP-205D

GASKET REMOVAL KIT

- Gasket Sander Pad - 2"
- Spindle
- 2 x course discs
- 2 x fine discs



SP-205A

**GASKET SANDER
PAD & SPINDLE**


- Pad - 2"
- Spindle



AIR DUSTERS

AIR DUSTERS

- Provides a controlled flow of air, ideal for the cleaning of machinery
- Long angled nozzle provides for convenient, fast & easy access for a wide range of applications
- Air inlet thread NPT: 1/4"



**SP-111
LONG NOZZLE**
• Length: 100mm

**SP-113
EXTRA LONG NOZZLE**
• Length: 750mm

AVAILABLE IN 2 SIZES

12 COMPRESSORS

WITH MORE THAN 30 YEARS OF DEVELOPMENT AND INNOVATION, SP COMPRESSORS IS A BRAND NAME SYNONYMOUS WITH QUALITY AND ENDURANCE. WHETHER YOU'RE USING AIR FOR THE CONSTRUCTION OR AUTOMOTIVE INDUSTRY, WE HAVE A PACKAGE TO SUIT YOUR NEEDS



SUB-CATEGORIES:

DIRECT DRIVE AIR COMPRESSORS	410
BELT DRIVE AIR COMPRESSORS	411
BELT DRIVE AIR COMPRESSORS - 3 PHASE	413
COMPRESSOR PUMPS	415

DON'T BUY AN INFERIOR PRODUCT



AIR COMPRESSOR RATING IN ACCORDANCE WITH AUSTRALIAN STANDARD AS 4637-2006

COMPRESSORS

PORTABLE AND STATIONARY

- Direct Drive
- Electric
- Belt Drive
- Petrol

DIRECT DRIVE AIR COMPRESSORS

SP11-12X

2HP AIR COMPRESSOR TRADE DUTY PORTABLE - UTE PACK

SPECIFICATIONS

- Direct Drive
- 126L/min FAD
- 150psi
- 10lt Tank
- 240Volts/10amp
- Filter/Regulator

FEATURES

- Built tough & compact - Ideal for mobile applications - Fits under Tonneau style ute lids
- Full brass non-return valve
- Copper delivery pipe
- 200mm (8") solid rubber wheels
- One-touch (Nitto style) connector
- Certified safety valve
- Large oil level sight glass
- After cooler on direct drive models
- Soft start valve
- Copper wound motor
- Cast iron cylinder
- Thermal reset switch

865(L) x 400(w) x 518(h)mm



10 LITRE TANK

LOW PROFILE

COMPACT

BUILT TOUGH

31Kg

SP11-40X

2HP AIR COMPRESSOR TRADE QUALITY PORTABLE TRADITIONAL

SPECIFICATIONS

- Direct Drive
- 126L/min FAD
- 150psi
- 36lt Tank
- 240Volts/10amp
- Filter/Regulator

FEATURES

- Lightweight & high trade quality
- One man lift
- Larger tank capacity
- Full brass non-return valve
- Copper delivery pipe
- 200mm (8") solid rubber wheels
- One-touch (Nitto style) connector
- Certified safety valve
- Large oil level sight glass
- After cooler on direct drive models
- Soft start valve
- Copper wound motor
- Cast iron cylinder
- Thermal reset switch

630(L) x 360(w) x 680(h)mm



37Kg

36 LITRE TANK

CONTINUED DIRECT DRIVE AIR COMPRESSORS

SP12-50X

2.5HP AIR COMPRESSOR TRADE QUALITY PORTABLE

SPECIFICATIONS

- Direct Drive
- 182L/min FAD
- 150psi
- 50lt Tank
- 240Volts/10amp
- Regulator

FEATURES

- The ultimate builders companion
- Able to run all nail guns
- One man lift
- Full brass non-return valve
- Copper delivery pipe
- 200mm (8") solid rubber wheels
- One-touch (Nitto style) connector
- Certified safety valve
- Large oil level sight glass
- After cooler on direct drive models
- Soft start valve
- Copper wound motor
- Cast iron cylinder
- Thermal reset switch

800(L) x 360(w) x 710(h)mm



56Kg

50 LITRE TANK

SP13-50X

2.2HP AIR COMPRESSOR CAST IRON V-TWIN PORTABLE

SPECIFICATIONS

- Belt Drive
- 194L/min FAD
- 150psi
- 50lt Tank
- 240Volts/10amp
- Filter/Regulator

FEATURES

- Ideal for the builders gang
- Will run several air tools at once
- Full brass non-return valve
- Copper delivery pipe
- 200mm (8") solid rubber wheels
- One-touch (Nitto style) connector
- Certified safety valve
- Large oil level sight glass
- Soft start valve
- Copper wound motor
- Cast iron cylinders
- Thermal reset switch

800(L) x 400(w) x 700(h)mm



71Kg

50 LITRE TANK

SP14

2.5HP AIR COMPRESSOR CAST IRON V-TWIN PORTABLE

SPECIFICATIONS

- Belt Drive
- 260L/min FAD
- 150psi
- 60lt Tank
- 240Volts/10amp
- Filter/Regulator

FEATURES

- Ideal for commercial applications
- Full brass non-return valve
- Copper delivery pipe
- 200mm (8") solid rubber wheels
- One-touch (Nitto style) connector
- Certified safety valve
- Large oil level sight glass
- Soft start valve
- Copper wound motor
- Cast iron cylinders
- Resettable overload protection

950(L) x 370(w) x 780(h)mm



60Kg

60 LITRE TANK

BELT DRIVE AIR COMPRESSORS CONTINUED

SP17

**3HP AIR COMPRESSOR
CAST IRON V-TWIN
PORTABLE - 15AMP**

SPECIFICATIONS

- Belt Drive
- 318L/min FAD
- 150psi
- 60lt Tank
- 240Volts/10amp
- Filter/Regulator

FEATURES

- Ideal for commercial applications
- Full brass non-return valve
- Copper delivery pipe
- 200mm (8") solid rubber wheels
- One-touch (Nitto style) connector
- Certified safety valve
- Large oil level sight glass
- Soft start valve
- Copper wound motor
- Cast iron cylinders
- Resettable overload protection

950(L) x 370(w) x 780(h)mm



SP17P

**6.5HP AIR COMPRESSOR
CAST IRON V-TWIN
PETROL DRIVEN**

SPECIFICATIONS

- Belt Drive
- 356L/min FAD
- 150psi
- 60lt Tank
- Filter/Regulator

FEATURES

- Take anywhere & will run several air tools at once
- Ideal for commercial applications
- 6.5hp Torini OHV 4 Stroke Engine
- V-Twin Pump with alloy heads
- Full brass non-return valve
- Copper delivery pipe
- 200mm (8") solid rubber wheels
- One-touch (Nitto style) connector
- Certified safety valve
- Large oil level sight glass
- Soft start valve

1005(L) x 490(w) x 790(h)mm



SP18

**3HP AIR COMPRESSOR
CAST IRON TRIPLE
PORTABLE - 15AMP**

SPECIFICATIONS

- Belt Drive
- 385L/min FAD
- 150psi
- 60lt Tank
- 240Volts/15amp
- Filter/Regulator

FEATURES

- Ideal for commercial applications
- Full brass non-return valve
- Copper delivery pipe
- 200mm (8") solid rubber wheels
- One-touch (Nitto style) connector
- Certified safety valve
- Large oil level sight glass
- Soft start valve
- Copper wound motor
- Cast iron cylinders
- Resettable overload protection

1020(L) x 440(w) x 890(h)mm



CONTINUED **BELT DRIVE AIR COMPRESSORS**

SP1800

**3HP AIR COMPRESSOR
CAST IRON TRIPLE
PORTABLE - 15AMP**

SPECIFICATIONS

- Belt Drive
- 385L/min FAD
- 150psi
- 100lt Tank
- 240Volts/15amp
- Filter/Regulator

FEATURES

- Ideal for commercial applications
- Full brass non-return valve
- Copper delivery pipe
- 200mm (8") solid rubber wheels
- One-touch (Nitto style) connector
- Certified safety valve
- Large oil level sight glass
- Soft start valve
- Copper wound motor
- Cast iron cylinders
- Resettable overload protection

1150(L) x 450(w) x 900(h)mm



BELT DRIVE AIR COMPRESSORS - STATIONARY

SP25

**5.5HP AIR COMPRESSOR
CAST IRON V-TWIN
STATIONARY
3 PHASE**

SPECIFICATIONS

- Belt Drive
- 508L/min FAD
- 150psi
- 200lt Tank
- 3 Phase (415V/50Hz)
10amp per PH

FEATURES

- Ideal for commercial applications
- High efficiency induction motor
- Full brass non-return valve
- Copper delivery pipe
- Independent 3 phase switch box operates by a single phase pressure switch
- One-touch (Nitto style) connector
- Certified safety valve
- Large oil level sight glass
- Copper wound motor
- Cast iron cylinders
- Resettable overload protection
- Filter/regulator

1470(L) x 490(w) x 1130(h)mm



BELT DRIVE AIR COMPRESSORS - STATIONARY CONTINUED

SP35

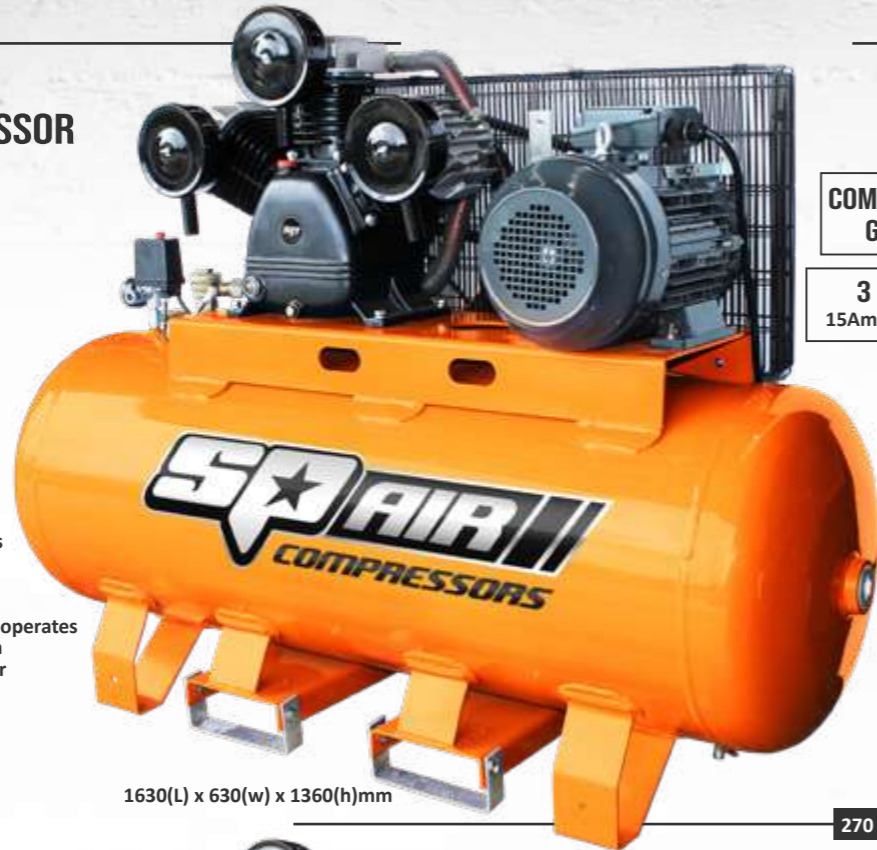
**7.5HP AIR COMPRESSOR
CAST IRON TRIPLE
STATIONARY
3 PHASE**

SPECIFICATIONS

- Belt Drive
- 880L/min FAD
- 150psi
- 270lt Tank
- 3 Phase (415V/50Hz)
15amp per PH

FEATURES

- Ideal for commercial applications
- High efficiency induction motor
- Full brass non-return valve
- Copper delivery pipe
- Independent 3 phase switch box operates by a single phase pressure switch
- One-touch (Nitto style) connector
- Certified safety valve
- Large oil level sight glass
- Soft start valve
- Copper wound motor
- Cast iron cylinders
- Resettable overload protection



1630(L) x 630(w) x 1360(h)mm

270 LITRE TANK

254Kg

COMMERCIAL
GRADE

3 PHASE
15Amp Per Phase

SP50

**10HP AIR COMPRESSOR
CAST IRON TRIPLE
STATIONARY
3 PHASE**

SPECIFICATIONS

- Belt Drive
- 1360L/min FAD
- 150psi
- 270lt Tank
- 3 Phase (415V/50Hz)
18amp per PH

FEATURES

- Ideal for commercial applications
- High efficiency induction motor
- Full brass non-return valve
- Copper delivery pipe
- Independent 3 phase switch box operates by a single phase pressure switch
- One-touch (Nitto style) connector
- Certified safety valve
- Large oil level sight glass
- Soft start valve
- Copper wound motor
- Cast iron cylinders
- Resettable overload protection



1630(L) x 630(w) x 1360(h)mm

270 LITRE TANK

256Kg

COMMERCIAL
GRADE

3 PHASE
18Amp Per Phase

COMPRESSOR PUMPS

**COMPRESSOR PUMPS
CAST IRON V-TWIN - BELT DRIVE**

HORSE POWER	SUITS	MODEL	SPECIFICATIONS
2.2Hp	SP13-50X	260SP	<ul style="list-style-type: none"> • 150psi • 240Volts/10amp • Nominal FAD: 194~318L/min
2.5Hp	SP14 & SP17	350SP	



**COMPRESSOR PUMPS
CAST IRON TRIPLE - BELT DRIVE**

HORSE POWER	SUITS	MODEL	SPECIFICATIONS
3.0Hp	SP18 & SP1800	460SP	<ul style="list-style-type: none"> • 150psi • 240Volts/15amp • Nominal FAD: 385L/min



**COMPRESSOR PUMPS
CAST IRON - BELT DRIVE
3 PHASE**

HORSE POWER	FAD	AMP P/PH	SUITS	MODEL	SPECIFICATIONS
5.5Hp	508/min	10Amp	SP25	485SP	<ul style="list-style-type: none"> • 150psi • 3 Phase (415V/50Hz)
7.5Hp	880/min	15Amp	SP35	710SP	
10Hp	1360/min	18Amp	SP50	1085SP	



13 | POWERED EQUIPMENT

WITH MORE THAN 30 YEARS OF DEVELOPMENT AND INNOVATION, SP POWERED EQUIPMENT IS A BRAND NAME SYNONYMOUS WITH QUALITY AND ENDURANCE. WHETHER YOU'RE USING POWER FOR THE CONSTRUCTION OR AUTOMOTIVE INDUSTRY, WE HAVE A PACKAGE TO SUIT YOUR NEEDS



INDUSTRIAL ENGINES

At the heart of the SP Generator range, Torini Industrial Engines offer maximum power with maximum reliability.

Equipped with cast iron bore, overhead valve technology & large capacity oil reservoir ensures years of trouble free operation.

- Fast Starting
- Transistorised Ignition
- Smooth Operation
- OHV (Over Head Valve)
- High Efficiency
- Low Oil Protection



Compliant to latest emissions standards

TORINI
ENGINES

SUB-CATEGORIES:

INVERTER GENERATORS	418
INDUSTRIAL SERIES GENERATORS	420
CONSTRUCTION SERIES GENERATORS	422

INVERTER GENERATORS

PATENTED TECHNOLOGY

ALL SP INVERTER GENERATORS FEATURE A:

- Patented Torini engine with a large volume muffler to increase fuel efficiency and reduce noise.
- Patented permanent magnet inverter generator with ESC (Engine Smart Control) which intelligently controls rpm to further reduce noise and fuel consumption
- Patented 3 way cooling system to lower running temperature and extend engine life
- Patented exhaust gas circulation system where exhaust gas passes through two cavities for double oil separation, thus decreasing oil consumption and extending engine life

POWERED BY
TORINI
ENGINES



3 YEAR ENGINE WARRANTY
4 YEARS DOMESTIC USE

PURE SINE WAVE

SPGI3300E

INVERTER GENERATOR 3300W - SUPER QUIET

SPECIFICATIONS

- Max Watts: 3300w
- Rated Watts: 3000w
- Power Outlets: 2 (15amp)
- Power: 50Hz/240v
- DB: 50~59dB
- Tank Capacity: 10L
- Starting System: Electric
- Net Weight: 45kg
- Operating Hours: 5.5h at 50% load

FEATURES

- Torini 4 stroke engine
- Engine smart control (ESC)
- Compact, lightweight and high quality
- 32 bit inverter core
- Ultra low running noise from 50 ~ 59dB
- 12 Volt outlet
- Parallel connection capable
- High precise power supply suitable for: computers, mobile phones and other electronic devices.
- Intelligent power supply also suitable for: refrigerators, air conditioners, microwaves, electric tools and similar equipment.

Dimensions: 570 x 440 x 510mm

THE ULTIMATE OUTDOOR COMPANION

Ideal for all camping and leisure activities, compared to similar products, the SPGI3300E is a powerful super quiet inverter generator with the best power, size to weight ratio on the market. Built around the reliable Torini race tested 7Hp engine and intelligent power supply, it is well suited for recreational use with air conditioners, refrigerators, microwave ovens, coffee machines & entertainment appliances. The microprocessor controlled inverter produces a high precision, pure sine wave power output, perfect for laptops, computers, mobile phones & tablets making it ideal for back up power at home during power outages & storm emergencies.

Don't risk your electronic devices on anything less.

All SP Generators meet strict Environmental Protection Agency (EPA), Proposed Australian Emissions Standards & strict Californian pollution laws and environmental protection standards.



SUPER QUIET RUNNING NOISE

SOUND SOURCES EXAMPLE & DISTANCE	SOUND PRESSURE LEVEL dB
Jet Aircraft, 50m away	140
Threshold of pain	130
Threshold of discomfort	120
Chainsaw, 1m away	110
Night club, 1m from speaker	100
Diesel Truck, 10m away	90
Kerbside of busy road, 5m away	80
Vacuum Cleaner, 1m away	70
Conversational speech, 1m	60
Average home	50
Quiet library	40
Quiet bedroom at night	30
Background in TV studio	20
Rustling leaves in the distance	10
Hearing threshold	0

POWERFUL, COMPACT AND WITH A SUPER QUIET RUNNING NOISE, THE RANGE OF SP INVERTER GENERATORS ARE IDEAL FOR ALL CAMPING AND LEISURE ACTIVITIES.

INVERTER GENERATORS SOUND LEVEL

BETWEEN 50 & 59dB
Equivalent to the average sound at home and having a conversation



SPGI3000

3 YEAR ENGINE WARRANTY
4 YEARS DOMESTIC USE

INVERTER GENERATOR 2500W - SUPER QUIET

PURE SINE WAVE

SPECIFICATIONS

- Max Watts: 2500w
- Rated Watts: 2300w
- Power Outlets: 2 (15amp)
- Power: 50Hz/240v
- DB: 51~59dB
- Tank Capacity: 4L
- Starting System: Pull
- Net Weight: 27kg
- Operating Hours: 4.5h at 50% Load

Dimensions: 600 x 340 x 530mm

FEATURES

- Torini 4 stroke engine
- 3 in 1 multi-function control
- Engine smart control (ESC)
- Compact, lightweight and high quality
- 32 bit inverter core
- Low running noise - 51~59dB
- 12 Volt outlet
- Parallel connection capable
- Robust construction
- Easy oil-change compartment



SPGI2000

3 YEAR ENGINE WARRANTY
4 YEARS DOMESTIC USE

INVERTER GENERATOR 1800W - SUPER QUIET

PURE SINE WAVE

SPECIFICATIONS

- Max Watts: 1800w
- Rated Watts: 1600w
- Power Outlets: 1 (15amp)
- Power: 50Hz/240v
- DB: 51~59dB
- Tank Capacity: 4L
- Starting System: Pull
- Net Weight: 22kg
- Operating Hours: 7h at 50% load

Dimensions: 499 x 285 x 455mm

FEATURES

- Torini 4 stroke engine
- 3 in 1 multi-function control
- Engine smart control (ESC)
- 32 bit inverter core
- Low running noise from 51~59dB
- 12 Volt outlet
- Parallel connection capable (cable included)
- Robust construction
- Easy oil-change compartment

LATEST GENERATOR TECHNOLOGY

JOIN ANY TWO SP INVERTER GENERATORS TOGETHER FOR AN ADDED BOOST IN POWER!

Joining any two SP Inverter Generators in parallel connection will ensure you get the full combined rated power output when you need it most. **NO LOSS OF POWER.**

Similar products on the market may only output a fraction of their combined rated power when connected together in parallel, making the SP Inverter Generator range the **market leaders** and the **most technologically advanced** generators available today.

POWER WHEN YOU NEED IT

Keep your options open, add power when your power needs increase



1600w + 3000w
= 4600w

NO LOSS OF POWER

SPGI3000E + SPGI2000



PARALLEL CONNECTION CABLE KIT

- Used to connect two SP Inverter generators together in parallel
- Gain an extra power point when connected together

1600w + 1600w
= 3200w

NO LOSS OF POWER

Parallel connection cable included
SPGI2000 + SPGI2000



3000w + 3000w
= 6000w

NO LOSS OF POWER
Requires parallel connection cable - P/N: PCK3

SPGI3300E + SPGI3300E

GENERATORS INDUSTRIAL SERIES

DON'T BE LEFT IN THE DARK WHEN POWER OUTAGES HAPPEN

THE RELIABLE SP INDUSTRIAL SERIES GENERATORS WILL KEEP YOUR BUSINESS RUNNING AND YOUR HOME AND FAMILY SAFE DURING A POWER EMERGENCY.



SP Industrial Series Generators all use a superior Automatic Voltage Regulator (AVR) equipped with a Digital Stability Control Program. This allows voltage to be calculated and controlled at the outlet and not the alternator. With Hi-Lo Limit Electronic Safety Shut Off this makes SP Industrial Series Generators one of the safest and advanced generators around.

SP use leading edge alternator and electronic technology to offer a range of generators that produce a very pure energy supply. This clean and pure form of energy makes SP Industrial Series Generators suitable to power even the most delicate electronic devices like laptops.

SP combined a strong rugged design with easy operation to offer one of the worlds most reliable and dependable range of generators.



SPG2800 GENERATOR - 6.5HP INDUSTRIAL SERIES

SPECIFICATIONS


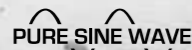
- KVA: 2.8KVA
- Max Watts: 2300w
- Rated Watts: 2000w
- Power Outlets: 2 (15amp)
- Power: 50Hz/240v
- DB: 68dB
- Starting System: Pull
- Net Weight: 45kg
- Operating Hours: 23h at 50% load

FEATURES

- Sine wave technology
- Automatic voltage regulator
- Torini 4 stroke engine
- 2 x 15amp power outlets
- Large capacity 18L tank
- Ergonomical recoil start grip
- Large volume muffler 68dB(A)
- 12 Volt outlet

Dimensions: 590x 430 x 475mm

18 LITRE FUEL TANK



SPG4000 GENERATOR - 7HP INDUSTRIAL SERIES

SPECIFICATIONS

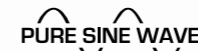
- KVA: 4KVA
- Max Watts: 3100w
- Rated Watts: 2800w
- Power Outlets: 2 (15amp)
- Power: 50Hz/240v
- DB: 68dB
- Starting System: Pull
- Net Weight: 52kg
- Operating Hours: 17h at 50% load

FEATURES

- Sine wave technology
- Automatic voltage regulator
- Torini 4 stroke engine
- 2 x 15amp power outlets
- Large capacity 18L tank
- Ergonomical recoil start grip
- Large volume muffler 68dB(A)
- 12 Volt outlet

Dimensions: 590x 490 x 550mm

18 LITRE FUEL TANK



SPG8100E GENERATOR - 15HP INDUSTRIAL SERIES

SPECIFICATIONS

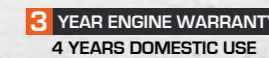
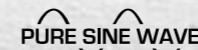
- KVA: 8.1KVA
- Max Watts: 6500w
- Rated Watts: 6000w
- Power Outlets: 3 (15amp)
- Power: 50Hz/240v
- DB: 72dB
- Starting System: Electric
- Net Weight: 90kg
- Operating Hours: 11.3h at 50% load

FEATURES

- Sine wave technology
- Automatic voltage regulator (AVR)
- Torini 4 stroke engine
- 3 x 15amp power outlets
- Large capacity 25L tank
- Large volume muffler 72dB(A)
- 12 Volt outlet
- Battery included

Dimensions: 695 x 710 x 720mm

18 LITRE FUEL TANK



GENERATORS CONSTRUCTION SERIES

ON-SITE POWER SHORTAGE IS NOT A PROBLEM WHEN YOU HAVE AN SP CONSTRUCTION SERIES GENERATOR.

RELIABLE, ROBUST & EASY TO USE. NEVER BE WITHOUT POWER AGAIN



SP Construction Series Generators all use a superior Automatic Voltage Regulator (AVR*) with a Digital Stability Control Program. This allows voltage to be calculated and controlled at the outlet and not the alternator. With Hi-Lo Limit Electronic Safety Shut Off this makes SP Construction Series Generators one of the safest and advanced generators around.

SP use leading edge alternator and electronic technology to offer a range of generators that produce a very pure energy supply. This clean and pure form of energy makes SP Construction Series Generators suitable to power even the most delicate electronic devices like laptops.

SP combined a strong rugged design with easy operation to offer one of the worlds most reliable and dependable range of generators.

SP have fitted IP66* Rated power outlets and RCD to their already famous professional generators to offer the most robust generators available to the building and construction industry.



SPGC12000E GENERATOR - 20HP CONSTRUCTION SERIES

SPECIFICATIONS

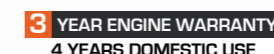
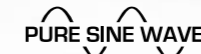
- KVA: 12KVA
- Max Watts: 9500w
- Rated Watts: 8500w
- Power Outlets: 3 (15amp)
- Power: 50Hz/240v
- DB: 76dB
- Starting System: Electric
- Net Weight: 143kg
- Operating Hours: 20h at 50% load

FEATURES

- Sine wave technology
- Automatic voltage regulator
- RCD - Residual current circuit breaker
- Torini 4 stroke engine
- 3 x 15amp power outlets - IP66 rated
- Large capacity 45L tank
- Electric start
- Large volume muffler 76dB(A) @ 7 Meters
- 12 Volt outlet
- Pressure lubrication system
- Screw on replaceable oil filter
- Hour meter
- Battery included

Dimensions: 850 x 790 x 780mm

45 LITRE FUEL TANK



SPGC8100E GENERATOR - 15HP CONSTRUCTION SERIES

SPECIFICATIONS

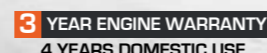
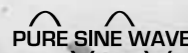
- KVA: 8.1KVA
- Max Watts: 6500w
- Rated Watts: 6000w
- Power Outlets: 2 (15amp)
- Power: 50Hz/240v
- DB: 72dB
- Starting System: Electric
- Net Weight: 90kg
- Operating Hours: 11.3h at 50% load

FEATURES

- Sine wave technology
- Automatic voltage regulator
- RCD - Residual current circuit breaker
- Torini 4 stroke engine
- 2 x 15amp power outlets - IP66 rated
- Large capacity 25L tank
- Electric start
- Large volume muffler 72dB(A)
- 12 Volt outlet
- Battery included

Dimensions: 675 x 700 x 670mm

25 LITRE FUEL TANK



DIESEL POWERED



SPGD6800E GENERATOR - 10HP CONSTRUCTION SERIES DIESEL POWERED

SPECIFICATIONS

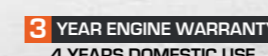
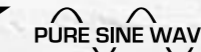
- KVA: 6.8KVA
- Max Watts: 5500w
- Rated Watts: 5000w
- Power Outlets: 2 (15amp)
- Power: 50Hz/240v
- DB: 111dB
- Starting System: Electric
- Net Weight: 112kg
- Operating Hours: 10h at 50% load

FEATURES

- Sine wave technology
- Automatic voltage regulator
- RCD - Residual current circuit breaker
- Torini 4 stroke diesel engine
- 2 x 15amp power outlets - IP66 rated
- Fuel capacity: 14.5L tank
- Electric start
- Large volume muffler 111dB(A)
- Automatic decompression
- Low oil alert
- Heavy duty construction
- Pressure lubrication system
- Easy access oil filter
- Battery included

Dimensions: 850 x 790 x 780mm

14.5 LITRE FUEL TANK



14 SHOP VACS

EVERY WORKSHOP NEEDS TO BE KEPT CLEAN TO PROVIDE NOT ONLY A SAFE WORKING ENVIRONMENT BUT ALSO AN EFFICIENT ONE. OUR WET & DRY VACUUMS ARE JUST THE TOOL TO DO THE JOB. WITH EXTRA POWERFUL MOTORS, HEAVY DUTY DRUMS WITH EASY EMPTY DRAINS, YOU ARE SURE TO FIND THE CLEANING SOLUTION YOU NEED.

SP020

VACUUM CLEANER/BLOWER WET & DRY - 20L 1250W COMMERCIAL


SPECIFICATIONS

- 1250W high power motor
- Vacuum: 16kpa
- Air Flow: 40L/s

FEATURES

- 20L stainless steel container
- Wet and dry vacuum cleaner
- Powerful blower port instantly converts vacuum to power blower
- Light weight and compact
- Swivel castors provide convenient multi-direction movement
- 3m power cord with cord hook
- On board accessories storage

ON-BOARD
ACCESSORY
STORAGE



EQUIPMENT INCLUDED

- Extension Wand
- Floor Nozzle
- Crevice Nozzle
- Gulper Nozzle
- 1.5m Hose (32mm Ø)



SP040

VACUUM CLEANER/BLOWER WET & DRY - 40L 1400W COMMERCIAL

SPECIFICATIONS

- 1400W high power motor
- Vacuum: 19kpa
- Air Flow: 57L/s

FEATURES

- 40L stainless steel container
- Wet and dry vacuum cleaner
- Easily converts from vacuum to power blower
- Built-in easy drainage system
- Swivel castors and large rear wheels provide ease of movement in any direction
- 4.8m power cord with cord hook
- Removable steel handle for easy storage
- Filtered intake and outlet exhaust

EQUIPMENT INCLUDED

- Extension Wand
- Floor Nozzle
- Crevice Nozzle
- Gulper Nozzle
- 3m Hose (38mm Ø)

ON-BOARD
ACCESSORY
STORAGE



15 | PRESSURE WASHERS

TWO WORLD LEADING BRANDS COMING TOGETHER

SP HAS PARTNERED UP WITH THE ITALIAN PRESSURE WASHER MANUFACTURER **ANNOVI REVERBERI** TO CREATE A HIGH QUALITY RANGE OF PRESSURE WASHERS FOR BOTH DOMESTIC AND TRADE USE.

AR have made high quality pressure pumps since 1958 and continue today, 57 years later as a world leader in the field. The domestic pressure washer range carry the AR Blue Clean factory label while the heavy duty units carry the SP/AR brands.

Two globally trusted brands coming together to deliver a cleaning solution for your application.



THE ITALIAN ART OF CLEANING



SUB-CATEGORIES:

ELECTRIC PRESSURE WASHERS	428
PETROL PRESSURE WASHERS	430
ACCESSORIES	432
DETERGENT	433

▶ PRESSURE WASHERS

ELECTRIC

Sustained commitment to continuous research, innovative design and rigorous testing, we offer a wide range of quality, high performance, pressure washers that are designed to meet all your cleaning requirements.

Our electric pressure washer range features a selection of models suited for domestic and heavy duty applications.



AR120

ELECTRIC PRESSURE WASHER 1740PSI - 6.5LPM DOMESTIC

SPECIFICATIONS

- Max Pressure: 1740psi
- Flow Rate: 6.5 Litres per minute
- Power: 1400w

FEATURES

- Auto stop motor
- On-board Storage
- Self Priming Pump - will draw water from a bucket

EQUIPMENT INCLUDED

- Trigger
- Variable spray nozzle lance
- Turbo nozzle lance
- Extension lance
- 5m high pressure hose with quick connect
- Detergent bottle
- Transparent water filter

FULL METAL PUMP

SELF PRIMING PUMP

2 YEAR LIMITED WARRANTY



SLIDE DOWN HANDLE FOR EASY STORAGE

AR130

ELECTRIC PRESSURE WASHER 1885PSI - 7.3LPM DOMESTIC

SPECIFICATIONS

- Max Pressure: 1885psi
- Flow Rate: 7.3 Litres per minute
- Power: 1800w

FEATURES

- Auto stop motor
- On-board Storage
- Self Priming Pump - will draw water from a bucket

EQUIPMENT INCLUDED

- Trigger
- Variable spray nozzle lance
- Turbo nozzle lance
- Fixed brush
- 8m high pressure hose with quick connect
- Removable built-in detergent tank
- Transparent water filter

FULL METAL PUMP

SELF PRIMING PUMP

2 YEAR LIMITED WARRANTY



SLIDE DOWN HANDLE FOR EASY STORAGE

SP140

ELECTRIC PRESSURE WASHER 2030PSI - 7.3LPM HEAVY DUTY

SPECIFICATIONS

- Max Pressure: 2030psi
- Flow Rate: 7.3 Litres per minute
- Power: 2000w

FEATURES

- Auto stop motor
- On-board Storage
- Self Priming Pump - will draw water from a bucket

EQUIPMENT INCLUDED

- Trigger
- Turbo nozzle lance
- Variable spray nozzle lance
- Rotary brush
- 8m high pressure hose with quick connect
- Removable built-in detergent tank
- Transparent water filter

FULL METAL PUMP

SELF PRIMING PUMP

2 YEAR LIMITED WARRANTY



SP160RLW

ELECTRIC PRESSURE WASHER 2320PSI - 7.3LPM HEAVY DUTY

SPECIFICATIONS

- Max Pressure: 2320psi
- Flow Rate: 7.3 Litres per minute
- Power: 2200w

FEATURES

- Auto stop motor
- On-board Storage
- Self Priming Pump - will draw water from a bucket

EQUIPMENT INCLUDED

- Trigger
- Turbo nozzle lance
- Variable spray nozzle lance
- Patio cleaner
- Rotary brush
- 10m HP double steel braided hose with storage reel
- Removable built-in detergent tank
- Transparent water filter

FULL METAL PUMP

SELF PRIMING PUMP

2 YEAR LIMITED WARRANTY



CHOOSING THE RIGHT ELECTRIC PRESSURE WASHER FOR THE JOB

APPLICATION	PSI	LPM	Icons
DOMESTIC	1700	6.5	[Icons: Garden, Car, Boat]
	1800	7.3	[Icons: Caravan, Fence, House]
HEAVY DUTY	2000	7.3	[Icons: Caravan, Fence, House]
	2300	7.3	[Icons: Caravan, Fence, House]

- Lightly Soiled Garden Tools
- Soiled Garden Tools & Equipment
- Garden, Patio and Balcony Furniture
- Motorcycles and Scooters
- Medium Sized Motor Vehicles
- Boats and Trailers
- Large Caravans
- Fences
- Paths and Garden Walls
- Patio Surfaces and Swimming Pools
- Driveways
- Everything Around the House

▶ PRESSURE WASHERS

PETROL POWERED

Maximum power with maximum reliability is what you get when you use a Torini engine powered petrol pressure washer.

Our range features a selection of models suited for domestic, heavy duty and commercial applications.



SP250P

PETROL PRESSURE WASHER 2500PSI - 9.7LPM DOMESTIC

SPECIFICATIONS

- Max Pressure: 2500psi
- Flow Rate: 9.7 Litres per minute
- Power: 5.5Hp Torini Engine

FEATURES

- On-board storage
- German Parker seals
- Brass head 3 axial piston pump
- Professional trigger
- Adjustable pressure
- Solid rubber wheels
- Thermal safety valve
- 3 Litre fuel tank

EQUIPMENT INCLUDED

- Full metal lance with quick connect
- 5 quick connect nozzles - 0°, 15°, 25°, 40° & detergent nozzles
- 8m textile braided hose with M22 fittings
- Inlet water filter

3 YEAR ENGINE WARRANTY **2 YEAR PUMP WARRANTY** **FULL METAL PUMP**



SP360P

PETROL PRESSURE WASHER 3600PSI - 11.3LPM HEAVY DUTY

SPECIFICATIONS

- Max Pressure: 3600psi
- Flow Rate: 11.3 Litres per minute
- Power: 6.5Hp Torini Engine

FEATURES

- On-board storage
- German Parker seals
- Brass head 3 axial piston pump
- Professional trigger

- Adjustable pressure
- Solid rubber wheels
- Thermal safety valve
- 3 Litre fuel tank

EQUIPMENT INCLUDED

- Full metal lance with quick connect
- Turbo nozzle
- 5 quick connect nozzles - 0°, 15°, 25°, 40° & detergent nozzles
- 10m steel braided hose with quick connect fittings
- Inlet water filter

3 YEAR ENGINE WARRANTY **2 YEAR PUMP WARRANTY** **FULL METAL PUMP**



CERAMIC COATED PISTONS
Able to use sea water, ideal for marine cleaning applications

COMMERCIAL GRADE

SP400P

PETROL PRESSURE WASHER 4000PSI - 23.4LPM COMMERCIAL

SPECIFICATIONS

- Max Pressure: 4000psi
- Flow Rate: 23.4 Litres per minute
- Power: 15Hp Torini Engine

FEATURES

- On-board storage
- German Parker seals
- Brass head 3 piston crank shaft
- Ceramic coated stainless steel pistons
- Heavy duty professional trigger
- Adjustable pressure
- Solid rubber wheels
- Thermal safety valve
- 6.5 Litre fuel tank

EQUIPMENT INCLUDED

- Full Metal Lance with Quick Connect
- 5 Quick Connect Nozzles - 0°, 15°, 25°, 40° & Detergent Nozzles
- Turbo Nozzle
- 10m Double Steel Braided Hose with Quick Connect Fittings
- Inlet Water Filter

3 YEAR ENGINE WARRANTY **2 YEAR PUMP WARRANTY** **FULL METAL PUMP**



CHOOSING THE RIGHT PETROL PRESSURE WASHER FOR THE JOB

APPLICATION	PSI	LPM	Icons
DOMESTIC	2500	9.7	[Icons: Car, Scooter, Boat, Trailer]
HEAVY DUTY	2600	11.3	[Icons: Caravan, Fence, Path, Garden Wall]
COMMERCIAL	4000	23.4	[Icons: House, Driveway, Everything Around the House, Heavy Duty Commercial Applications, Large Trucks and buses, Heavily Soiled Industrial Equipment]

[+ MORE](#)

Motorcycles and Scooters	Large Caravans	Patio Surfaces and Swimming Pools	Heavy Duty Commercial Applications
Medium Sized Motor Vehicles	Fences	Driveways	Large Trucks and buses
Boats and Trailers	Paths and Garden Walls	Everything Around the House	Heavily Soiled Industrial Equipment

INDUSTRIAL ENGINES

At the heart of the SP Petrol Pressure Washer range, Torini Industrial Engines offer maximum power with maximum reliability.

Equipped with cast iron bore, overhead valve technology & large capacity oil reservoir ensures years of trouble free operation.

- Fast Starting
- Transistorised Ignition
- Smooth Operation
- OHV (Over Head Valve)
- High Efficiency
- Low Oil Protection



Compliant to latest emissions standards



▶ PRESSURE WASHERS

ACCESSORIES & DETERGENT



ARDPC

DRAIN & PIPE CLEANER

- Clears blocked pipes and drains, downpipes and toilets
- 10 Meter Hose Length

COMPATIBLE MACHINES All Electric & Petrol Pressure Washer Models



ARSPK

SELF PRIMING KIT

- Draws water from bucket
- Water saving system
- 1 Meter Hose Length

COMPATIBLE MACHINES All Electric Pressure Washer Models



ARWSK

WATER SUCTION KIT

- Converts a pressure washer into a water mover - remove large quantities of water
- Ideal for emptying ponds, pools & sinks and great for flood water removal

COMPATIBLE MACHINES All Electric & Petrol Pressure Washer Models



ARFB

FIXED BRUSH

- Eliminate dirt without damaging the surface
- Feathered bristles provide a gentle scrubbing action that is safe for any surface
- Can be used with low pressure soap applications
- Ideal for washing vehicles, alloys, caravans, boats or other painted materials

COMPATIBLE MACHINES AR120 & AR130



ARRB

ROTARY BRUSH

- Spinning soft brush saves time and soap
- Eliminate road film and dirt without damaging the surface
- Feathered bristles provide a gentle scrubbing action that is safe for any surface
- Can be used with low pressure soap applications
- Ideal for heavy duty washing of vehicles, alloys, caravans, boats, outdoor furniture or other painted materials

COMPATIBLE MACHINES AR120, AR130, SP140, & SP160RLW

ARPC1

PATIO CLEANER

- Cleans flat surfaces 60-80% faster than your standard wand
- Two rotary fan jets enhance cleaning performance delivering smooth, even & streak and splash free cleaning
- Extension lance included
- Ideal for washing of hard surfaces such as patios, decks and driveways

COMPATIBLE MACHINES AR120, AR130 & SP140

ARPC3

PATIO CLEANER

- Cleans flat surfaces 60-80% faster than your standard wand
- Two rotary fan jets enhance cleaning performance delivering smooth, even & streak and splash free cleaning
- Extension lance included
- Ideal for washing of hard surfaces such as patios, decks and driveways

COMPATIBLE MACHINES SP160RLW, SP250P, SP360P & SP400P

ARWF

CONNECTS TO GARDEN TAP

TRANSPARENT WATER FILTER

- Prevents dirt and debris in the water from entering the pressure washer
- Prevents clogging of nozzles
- Saves time, money and extends pressure washer service life

COMPATIBLE MACHINES All Electric & Petrol Pressure Washer Models



PRESSURE WASHER SPECIALISED DETERGENT



HEAVY DUTY CLEANING POWER

2 LITRE BOTTLES

SPECIALISED DETERGENT - 2 LITRES

ARGPC2

GENERAL PURPOSE

- Removes and penetrates grime
- Highly concentrated formula

ARCBCC2

CAR/BOAT/CARAVAN

- Heavy duty cleaner that inhibits rust and corrosion
- Penetrates and lifts heavy grime and oil

ARCSC2

CONCRETE SURFACE

- Easily breaks down oil, grime and grease
- Suitable for most heavy duty cement and masonry surface cleaning

AROFC2

OUTDOOR FURNITURE

- Cleans dirt and grime from plastic, painted aluminium and steel furniture and safe to use on most fabrics, canvas, vinyl and coverings

AROTC2

OUTDOOR TIMBER

- Restores weathered timber, removes dirt and mould
- Suitable for use on decks, uncoated timber furniture and fences

AREHW2

HOUSE EXTERIOR

- Highly concentrated and safe to use on glass, timber and masonry
- Easily cleans heavily soiled areas, grease and grime

ARDC2

CONCENTRATE

- Water miscible, heavy duty cleaner, free from petroleum solvents
- Economical grease and grime remover, suitable for cars, motorbikes and lawnmowers






THE SP TOOLS RANGE IS AVAILABLE FOR PURCHASE ONLINE AT:

SPTOOLS.COM

AND AT YOUR NEAREST SP TOOLS DEALER

YOUR LOCAL SP TOOLS DEALER:



STORE FINDER AVAILABLE ONLINE



SUPERCARS

OFFICIAL TECHNICAL
HAND TOOL SUPPLY PARTNER



CAT-SP19A